COMPREHENSIVE ANNUAL FINANCIAL REPORT

RUTHERFORD COUNTY, TENNESSEE

FOR THE YEAR ENDED JUNE 30, 2019

TENNESSEE COMPTROLLER OF THE TREASURY

DIVISION OF LOCAL GOVERNMENT AUDIT

COMPREHENSIVE ANNUAL FINANCIAL REPORT

RUTHERFORD COUNTY, TENNESSEE

FOR THE YEAR ENDED JUNE 30, 2019

COMPTROLLER OF THE TREASURY
JUSTIN P. WILSON

DIVISION OF LOCAL GOVERNMENT AUDIT
JAMES R. ARNETTE
Director

JEFF BAILEY, CPA, CGFM, CFE
Audit Manager

TERYN McNEAL, CPA
Senior Auditor

LAUREN SHARPE
EDUARDO SEBASTIAN, JR.
CHRISVONTA SMITH
State Auditors

LISA NOLEN, CPA, CGFM
DIRECTOR OF FINANCE
RUTHERFORD COUNTY, TENNESSEE

This financial report is available at www.comptroller.tn.gov

RUTHERFORD COUNTY, TENNESSEE
TABLE OF CONTENTS

	Exhibit	Page(s)
Summary of Audit Findings		8
INTRODUCTORY SECTION		9
Letter of Transmittal		10-15
GFOA Certificate of Achievement for FY18 Report		16
Organization Chart		17
Rutherford County Officials		18-19
FINANCIAL SECTION		20
Independent Auditor's Report		21-23
Management's Discussion and Analysis		24-39
BASIC FINANCIAL STATEMENTS:		40
Government-wide Financial Statements:		
Statement of Net Position	A	41-42
Statement of Activities	B	43-44
Fund Financial Statements:		
Governmental Funds:		
Balance Sheet	C-1	45-47
Reconciliation of the Balance Sheet of Governmental Funds to the Statement of Net Position	C-2	48
Statement of Revenues, Expenditures, and Changes in Fund Balances	C-3	49-50
Reconciliation of the Statement of Revenues, Expenditures, and Changes in Fund Balances of Governmental Funds to the Statement of Activities	C-4	51
Statement of Revenues, Expenditures, and Changes in Fund Balance – Actual (Budgetary Basis) and Budget: General Fund	C-5	52-55
Proprietary Funds:		
Statement of Net Position	D-1	56
Statement of Revenues, Expenses, and Changes in Net Position	D-2	57
Statement of Cash Flows	D-3	58
Fiduciary Funds:		
Statement of Fiduciary Net Position	E-1	59
Statement of Changes in Fiduciary Net Position	E-2	60
Index and Notes to the Financial Statements		61-167

	Exhibit	Page(s)
REQUIRED SUPPLEMENTARY INFORMATION:		168
Schedule of Changes in Net Pension Liability (Asset) and Related Ratios Based on Participation in the Public Employee Pension Plan of TCRS – Primary Government	F-1	169
Schedule of Changes in Net Pension Liability (Asset) and Related Ratios Based on Participation in the Public Employee Pension Plan of TCRS – Discretely Presented Rutherford County School Department	F-2	170
Schedule of Changes in Net Pension Liability (Asset) and Related Ratios Based on Participation in the Public Employee Pension Plan of TCRS – Discretely Presented Community Care of Rutherford County	F-3	171
Schedule of Contributions Based on Participation in the Public Employee Pension Plan of TCRS – Primary Government	F-4	172
Schedule of Contributions Based on Participation in the Public Employee Pension Plan of TCRS – Discretely Presented Rutherford County School Department	F-5	173
Schedule of Contributions Based on Participation in the Public Employee Pension Plan of TCRS – Discretely Presented Community Care of Rutherford County	F-6	174
Schedule of Contributions Based on Participation in the Teacher Retirement Plan of TCRS – Discretely Presented Rutherford County School Department	F-7	175
Schedule of Contributions Based on Participation in the Teacher Legacy Pension Plan of TCRS – Discretely Presented Rutherford County School Department	F-8	176
Schedule of Proportionate Share of the Net Pension Liability (Asset) in the Teacher Pension Plan of TCRS – Discretely Presented Rutherford County School Department	F-9	177
Schedule of Proportionate Share of the Net Pension Liability (Asset) in the Teacher Legacy Pension Plan of TCRS – Discretely Presented Rutherford County School Department	F-10	178
Schedule of Changes in the Total OPEB Liability and Related Ratios - Single-Employer Defined Benefit Plan - Primary Government, Discretely Presented Rutherford County School Department, Discretely Presented Community Care of Rutherford County, Discretely Presented Rutherford County Emergency Communications District, and Rutherford County Airport (joint venture)	F-11	179
Notes to the Required Supplementary Information		180
COMBINING AND INDIVIDUAL FUND FINANCIAL STATEMENTS AND SCHEDULES:		181
Nonmajor Governmental Funds:		182-183
Combining Balance Sheet	G-1	184-187
Combining Statement of Revenues, Expenditures, and Changes in Fund Balances	G-2	188-191

	Exhibit	Page(s)
Schedules of Revenues, Expenditures, and Changes in Fund Balances – Actual (Budgetary Basis) and Budget:		
Solid Waste/Sanitation Fund	G-3	192
Ambulance Service Fund	G-4	193
Industrial/Economic Development Fund	G-5	194
Special Purpose Fund	G-6	195
Drug Control Fund	G-7	196
Highway/Public Works Fund	G-8	197
Major Governmental Fund:		198
Schedule of Revenues, Expenditures, and Changes in Fund Balance – Actual and Budget:		
General Debt Service Fund	H	199
Proprietary Funds:		200
Combining Statement of Net Position	I-1	201
Combining Statement of Revenues, Expenses, and Changes in Net Position	I-2	202
Combining Statement of Cash Flows	I-3	203
Fiduciary Funds:		204
Combining Statement of Fiduciary Assets and Liabilities	J-1	205
Combining Statement of Changes in Assets and Liabilities – All Agency Funds	J-2	206-207
Component Unit:		
Discretely Presented Rutherford County School Department:		208
Statement of Activities	K-1	209
Balance Sheet – Governmental Funds	K-2	210-211
Reconciliation of the Balance Sheet of Governmental Funds to the Statement of Net Position	K-3	212
Statement of Revenues, Expenditures, and Changes in Fund Balances – Governmental Funds	K-4	213-214
Reconciliation of the Statement of Revenues, Expenditures, and Changes in Fund Balances of Governmental Funds to the Statement of Activities	K-5	215
Combining Balance Sheet – Nonmajor Governmental Funds	K-6	216-217
Combining Statement of Revenues, Expenditures, and Changes in Fund Balances – Nonmajor Governmental Funds	K-7	218
Schedules of Revenues, Expenditures, and Changes in Fund Balances – Actual (Budgetary Basis) and Budget:		
General Purpose School Fund	K-8	219-220
School Federal Projects Fund	K-9	221
Central Cafeteria Fund	K-10	222
Education Capital Projects Fund	K-11	223
Statement of Fiduciary Net Position	K-12	224
Statement of Changes in Fiduciary Net Position	K-13	225

	Exhibit	Page(s)
Miscellaneous Schedules:		226
Schedule of Changes in Long-term Capital Leases, Other Loans, and Bonds	L-1	227-228
Schedule of Long-term Debt Requirements by Year	L-2	229-230
Schedule of Investments	L-3	231
Schedule of Notes Receivable	L-4	232
Schedule of Transfers – Primary Government and Discretely Presented Rutherford County School Department	L-5	233
Schedule of Salaries and Official Bonds of Principal Officials – Primary Government and Discretely Presented Rutherford County School Department	L-6	234
Schedule of Detailed Revenues – All Governmental Fund Types	L-7	235-248
Schedule of Detailed Revenues – All Governmental Fund Types – Discretely Presented Rutherford County School Department	L-8	249-252
Schedule of Detailed Expenditures – All Governmental Fund Types	L-9	253-286
Schedule of Detailed Expenditures – All Governmental Fund Types – Discretely Presented Rutherford County School Department	L-10	287-301
Schedule of Detailed Receipts, Disbursements, and Changes in Cash Balances – City Agency Funds	L-11	302

	Table	
STATISTICAL SECTION		303
Financial Trends:		
Net Position by Component	1	304
Changes in Net Position	2-2a	305-307
Governmental Activities Tax Revenue by Source	3-3a	308-309
Fund Balances of Governmental Funds	4-4a	310-311
Changes in Fund Balances of Governmental Funds	5-5a	312-315
Revenue Capacity:		
Assessed and Estimated Actual Value of Property	6	316
Property Tax Rates – Direct and Overlapping Governments	7	317
Principal Taxpayers	8	318
Property Tax Levies and Collections by Tax Year	9	319
Assessed and Estimated Actual Value of in-Lieu-of Tax Agreements and Tax Payments	10	320
Debt Capacity:		
Ratios of Net General Outstanding Bonded Debt	11	321
Direct and Overlapping Debt	12	322
Demographic and Economic Information:		
Demographic Statistics	13	323
Principal Employers	14	324
Operating Information:		
Full-time Employees by Function	15	325
Operating Indicators by Function	16	326
Capital Assets by Function	17	327

	Exhibit	Page(s)
SINGLE AUDIT SECTION		328
Auditor's Report on Internal Control Over Financial Reporting and on Compliance and Other Matters Based on an Audit of Financial Statements Performed in Accordance With *Government Auditing Standards*		329-330
Auditor's Report on Compliance for Every Major Program; Report on Internal Control Over Compliance; and Report on the Schedule of Expenditures of Federal Awards Required by Uniform Guidance		331-333
Schedule of Expenditures of Federal Awards and State Grants		334-336
Summary Schedule of Prior-year Findings		337
Schedule of Findings and Questioned Costs		338-340
Management's Corrective Action Plan		341
Best Practice		342

Summary of Audit Findings

Comprehensive Annual Financial Report
Rutherford County, Tennessee
For the Year Ended June 30, 2019

Scope

We have audited the basic financial statements of Rutherford County as of and for the year ended June 30, 2019.

Results

Our report on Rutherford County's financial statements is unmodified.

Our audit resulted in no findings.

INTRODUCTORY SECTION

RUTHERFORD COUNTY
FINANCE DEPARTMENT
Rutherford County Courthouse, Suite 201
Murfreesboro, Tennessee 37130
(615) 898-7795
FAX 904-7526

LETTER OF TRANSMITTAL

November 1, 2019

To the Honorable Bill Ketron, County Mayor,
Board of County Commissioners, and Citizens of
Rutherford County, Tennessee

The Comprehensive Annual Financial Report of Rutherford County, Tennessee, for the year ended June 30, 2019, is hereby submitted as required by state statutes. These statutes require that all local governments publish a complete set of financial statements presented in conformity with generally accepted accounting principles (GAAP) and audited in accordance with generally accepted auditing standards by the State of Tennessee's Comptroller of the Treasury, Division of Local Government Audit, or by independent public accountants within six months of the close of each fiscal year. Pursuant to that requirement, we hereby issue the Comprehensive Annual Financial Report of Rutherford County. This report was prepared by the county's Finance Department in conjunction with the above state agency.

This report consists of management's representations concerning the finances of Rutherford County. Consequently, management assumes full responsibility for the completeness and reliability of all the information presented in this report. To provide a reasonable basis for making these representations, management of Rutherford County has established a comprehensive internal control framework that is designed both to protect the government's assets from loss, theft, or misuse and to compile sufficient reliable information for the preparation of financial statements in conformity with GAAP. The cost of internal controls should not outweigh their benefits in Rutherford County. The comprehensive framework of internal controls has been designed to provide reasonable rather than absolute assurance that the financial statements will be free from material misstatement. As management, we assert that, to the best of our knowledge and belief, this financial report is complete and reliable in all material respects.

The goal of the independent audit was to provide reasonable assurance that the financial statements of Rutherford County, for the fiscal year ended June 30, 2019, are free of material misstatement. The independent audit involved examining, on a test basis, evidence supporting the amounts and disclosures in the financial statements; assessing the accounting principles used and significant estimates made by management; and evaluating the overall financial

statement presentation. The financial statements of Rutherford County have been audited by the State of Tennessee's Comptroller of the Treasury, Division of Local Government Audit. The independent auditor concluded, based upon the audit, that there was a reasonable basis for rendering an unmodified opinion on the financial statements of Rutherford County, for the fiscal year ended June 30, 2019, that are fairly presented in accordance with GAAP. The independent auditor's report is presented as the first component of the financial section of this report.

The independent audit of the financial statements of Rutherford County was part of a broader, federally mandated "Single Audit" designed to meet the special needs of federal grantor agencies. The standards governing Single Audit engagements require the independent auditor to report not only on the fair presentation of the financial statements, but also on the audited government's internal controls and compliance with legal requirements, with special emphasis on internal controls and compliance with legal requirements involving the administration of federal awards. These reports are available in a separate section of this comprehensive annual financial report.

GAAP requires that management provide a narrative introduction, overview, and analysis to accompany the basic financial statements in the form of Management's Discussion and Analysis (MD&A). This letter of transmittal is designed to complement MD&A and should be read in conjunction with it. Rutherford County's MD&A can be found immediately following the report of the independent auditors.

Profile of the Government

Located in the "Heart of Tennessee" with 615 square miles of land area, Rutherford County is the geographic center of the state and is the fifth largest county in the state. Rutherford County was incorporated in 1834 and is governed by an elected county mayor and a 21-member County Commission. Virtually all of the County Commission's business is conducted through the committee system before moving to the full County Commission for a final vote. The county provides a full range of services, including elementary and secondary education, law enforcement and corrections, judicial, solid waste collection, public health and welfare, and the construction and maintenance of highways and related infrastructure.

Rutherford County operates under Chapter 49, Private Acts of 1979, as amended. This legislation is specific only to Rutherford County and governs the authorities, responsibilities, and day-to-day operations of the Finance Department. The finance director reports directly to the County Commission and is responsible for establishing and maintaining an accounting system for all funds of the county in accordance with generally accepted accounting principles. The appropriated budget is prepared by fund, function (e.g., public safety), and department (e.g., sheriff). A formal budget is adopted annually by the County Commission and is reviewed daily by the Finance Department for compliance. No appropriation made by the County Commission may be legally exceeded, except by resolution of the full commission. The County Commission's budgetary control is at the major category level as defined by the County Uniform Chart of Accounts, prescribed by the Tennessee State Comptroller's Office. Budget to actual comparisons are provided in this report for each individual governmental fund for which an appropriated annual budget has been adopted. For the General Fund, this comparison is presented on Exhibit C-5. For governmental funds with appropriated annual budgets, other than the General Fund, the information is presented on Exhibits G-3 through H.

The financial statements include separate reporting for three legally separate entities: (1) Rutherford County Board of Education, which operates the public school system in the county; (2) Community Care of Rutherford County, Inc., which provides nursing home care to the citizens of Rutherford County; and (3) Rutherford County Emergency Communications District, which provides a simplified means of securing emergency services through a uniform emergency number for the residents of Rutherford County. Rutherford County is financially accountable only for the Rutherford County Board of Education.

ECONOMIC CONDITION

Local Economy

The strength of the Rutherford County economy can be attributed to our diversity. The county's strong economy in turn attracts a growing population. Rutherford County continues to be recognized as one of the fastest growing counties in America. The citizenry has grown to 324,890 per the 2018 Census estimate, which is 23.7% above the 2010 Census and 78.5% above the 2000 Census.

Our largest manufacturing employers include Nissan USA, Ingram Content Group, Asurion, Bridgestone, Adient, Schneider Electric, and General Mills. While manufacturing is our strongest economic segment, distribution, transportation, and other service-related industries are also large contributors to the strength of the economy. We are home to Tennessee's second largest state university with an enrollment exceeding 22,000, a regional veteran's facility with 347 hospital beds and 245 long-term care beds, the south central regional office for State Farm Insurance, and numerous other companies including a call center for Verizon Wireless and a call center for the Veteran's Administration. The county benefits from being within a day's drive of 75 percent of the nation's markets and only minutes from three major interstates.

The economic base in Rutherford County continues to grow. In April, 2018 **i3 Verticals,** an integrated payment and software solutions company, announced their plan to expand its Middle Tennessee operations by establishing a new facility in Murfreesboro. They expect to invest approximately $500,000 and to create 42 new jobs in Rutherford County. In 2019 **Interstate Warehousing**, one of the largest public refrigerated warehouse companies in the United States, announced their intent to expand in Murfreesboro. Fifty new jobs will be created as a result of the $17.5 million investment for the project. Once the addition is complete, the facility will stand at more than a half million square feet. The **ICEE Company**, a subsidiary of J&J Snack Foods, recently announced that they will be relocating their corporate headquarters to LaVergne. The relocation is expected to add approximately 200 jobs in Rutherford County with an investment of $10.3 million.

Similar to the nation and the State of Tennessee, Rutherford County's unemployment rate has improved over the course of the fiscal year. As of June 2019, Rutherford County had a labor force of 185,555 with 179,619 employed resulting in a 3.2 percent unemployment rate. Based on the unemployment data reported by the Tennessee Department of Labor and Workforce Development for June 2019, Rutherford County's unemployment rate was below both the state's average of 4 percent and the national average of 3.8 percent. These rates are lower than the June 2018 rates, which were reported as 3.3 percent for the county, 4.1 percent for the state, and 4.2 percent for the country.

The improvement in the county's economy was reflected in the local option sales tax revenue for county schools during FY 2019 when this revenue component increased 5.67 percent over the

prior year to $65.35 million. Rutherford County Board of Education depends on the education component of the local option sales tax to provide 16.95 percent of its income for the fiscal year.

Major Initiatives

Major financial pressures continue as a result of the very high population growth rate being experienced by Rutherford County. The most significant impact of this growth is the demand for additional capital investment. School enrollment increased by 1,080 students (2.4% growth) from the prior year and has increased by 8,696 students (23.4% growth) in the past decade. Tennessee statutes mandate to counties the primary responsibility for elementary and secondary education. Education is the largest single major expenditure function of the county. In the Fall of 2018, the county issued $40.68 million in general obligation debt for the purpose of funding the Rocky Fork Elementary School, Siegel High School addition, Oakland Middle Annex and to purchase enough land for eight schools, approximately 300 acres. By June 30, 2019, 103 acres were purchased in the Walter Hill area and 150 acres were purchased in the Christiana area. Rockvale High School and Rocky Fork Elementary opened in August, 2019. In March, 2019, the Commission authorized funding for an addition to Rock Spring Elementary and site work and design for a new Christiana Elementary school, along with site work for a middle school and high school on the Christiana site. Even with these projects, the Board of Education determined it will need additional schools and significant additions to existing schools within the next five years if growth continues. Within that time frame, the Board of Education has expressed their possible need of three elementary schools, three middle schools and a high school.

Besides the remarkable population growth the county is experiencing, another pressing challenge facing the County and Municipal Governments is our locally available disposal capacity for both solid waste and debris. In August, 2016 the County and City of Murfreesboro contracted with Gershman, Brickner & Bratton, Inc. (GBB) to prepare a solid waste strategic plan that will identify and evaluate available technologies to expand, create, supplement, or replace the existing infrastructure to manage the community's solid waste management needs into the next 20 to 40 years. To evaluate the situation, representatives from the county and cities of Murfreesboro, Eagleville, LaVergne and Town of Smyrna participated in a Solid Waste Advisory/Steering Council (SWAC) organized by the County and City of Murfreesboro. The GBB Project Team conducted a planning and public decision-making process that reviewed key factors such as: technology and management options for the future solid waste management system; who the solid waste management system should serve; how the system should be implemented; and, how the system will be administered. In February, 2018, at its final meeting, the SWAC endorsed the organizational option of creating a solid waste management authority under the Tennessee Solid Waste Authority Act of 1991. At the same meeting the SWAC recommended the solid waste authority pursue two management options. The first being a plan to extend the available time for disposing of waste at the Middle Point landfill, delaying closure and the loss of economic benefits (referred to as Middle Point 2.0). The second was the idea to develop two transfer stations in the county allowing waste and recyclables to be consolidated and better marketed for disposal or processing (referred to as Max-Flex system). In April, 2018, the Rutherford County Commission dismissed the recommendation for Middle Point 2.0 and tabled a decision regarding the recommendation for the creation of an Authority, but requested additional information regarding the Max-Flex system. During the 2018-2019 fiscal year, key decision makers visited many solid waste and recycle facilities across the country and within Tennessee. The Public Works Committee has reviewed multiple presentations for possible disposal solutions. To date, the committee has not sent forth a recommendation to the commission.

In March, 2017, the county obtained the services of Gresham Smith, PLLC to provide a planning recommendation on how to best reuse the space in the old Judicial Building. The study included the Judicial Building located on the square, Annex, Goldstein Building, Historic Health Department, Historic Courthouse, 309 West Main and 319 N. Maple Street. The goal was to include the best and highest use of the property not needed for office space. In February, 2018, the Property Management Committee voted on a plan that included the following: renovating the Judicial Center, Historic Health Department and the Goldstein Building; selling the Annex and Coin Buildings adjacent to Judicial Center; purchasing a building for Recovery Courts and creating a satellite office for the clerk. An additional phase in this scenario addresses an outlook of space needed beyond the five years of the current study and includes a two-story expansion at the 319 N. Maple building with a parking garage. Keeping ownership of the old Judicial Center and Goldstein Building would allow the county to control the outcome of these buildings and presence on the Square. In October, 2019 the commission authorized funding for the renovation of the old Judicial Center and an additional to the archive building.

In June, 2019, the county entered into a $16.6 million contract with Motorola for a countywide public safety radio communications system. In September they sold 10 year general obligation bonds of $14.61 million to fund the system. The project is expected to be completed in 18-24 months.

Long-term Financial Planning and Relevant Financial Policies

In addition to the initial construction costs for the above-named facilities, Rutherford County will incur significant additional recurring costs to staff, operate, and maintain the new facilities. The commissioners are aware of the significance of the additional costs and will prepare the operating budgets accordingly.

On June 26, 2019, the County Commission agreed to use nearly $7.2 million of the unassigned fund balance to fund the General Fund operations for the 2019-2020 fiscal year. After the assignment, as of June 30, 2019, the unassigned fund balance in the General Fund totaled $36.4 million, which was 36.65 percent of the actual 2018-2019 General Fund expenditures and is 32.6% of the 2019-2020 original General Fund appropriations. This exceeds the amount set by policy (15 percent). According to the commission's policy, the excess is available to cover revenue shortfalls, unanticipated expenditures, and to ensure stable tax rates.

To better serve the needs of the commission and the public, the commission reviewed and revised the county's policy concerning the fund balance in the General Debt Service Fund. The policy requires the finance director to determine or estimate the principal and interest requirements of the county and recommend sources of revenues to meet those actual or projected requirements. Additionally, the policy of the county requires that at the beginning of each fiscal year, the county will maintain an adequate amount in cash or investments in the General Debt Service Fund that is conservatively calculated to meet (1) cash flow needs, (2) budgeting contingencies, (3) emergency contingencies, (4) variable rate volatility contingencies, and (5) future forecasted needs. The ending fund balance of the General Debt Service Fund meets the debt service fund balance policy.

Awards and Acknowledgments

The Government Finance Officers Association (GFOA) awarded a Certificate of Achievement for Excellence in Financial Reporting to the county for its comprehensive annual financial report (CAFR) for the fiscal year ended June 30, 2018. The Certificate of Achievement is a prestigious

national award, recognizing conformance with the highest standards for preparation of state and local government financial reports.

To be awarded a Certificate of Achievement, the county had to publish an easily readable and efficiently organized CAFR that satisfied both generally accepted accounting principles and applicable legal requirements.

A Certificate of Achievement is valid for a period of one year only. Rutherford County has received the Certificate of Achievement for 24 consecutive fiscal years. We believe that our current CAFR continues to conform to the Certificate of Achievement Program requirements, and we are submitting it to the GFOA to determine its eligibility for another certificate.

The preparation of this report could not have been accomplished without the efficient and dedicated services of the entire staff of the Finance Department during the past fiscal year. They are Mark Tucker, Teresa Jolly, Linda Godsey, Chrissi Caruthers, Reba Carleton, Sharon Richards, Susan Thompson, Jennifer Henson, Scott Magner, Lisa Boulanger, John Brandon III, Patricia Newcomb, Denise Terranova, and Minghua Ma. I would also like to thank the staff of the county's Office of Information Technology for keeping our accounting system operational. Credit should also be given to the county mayor and the governing body for their interest and support in planning and conducting the operations of Rutherford County government in a responsible and progressive manner.

Sincerely,

Lisa A. Nolen, CPA, CGFM
Finance Director

Government Finance Officers Association

Certificate of Achievement for Excellence in Financial Reporting

Presented to

Rutherford County

Tennessee

For its Comprehensive Annual
Financial Report
for the Fiscal Year Ended

June 30, 2018

Christopher P. Morrill

Executive Director/CEO

Rutherford County Government Organizational Chart

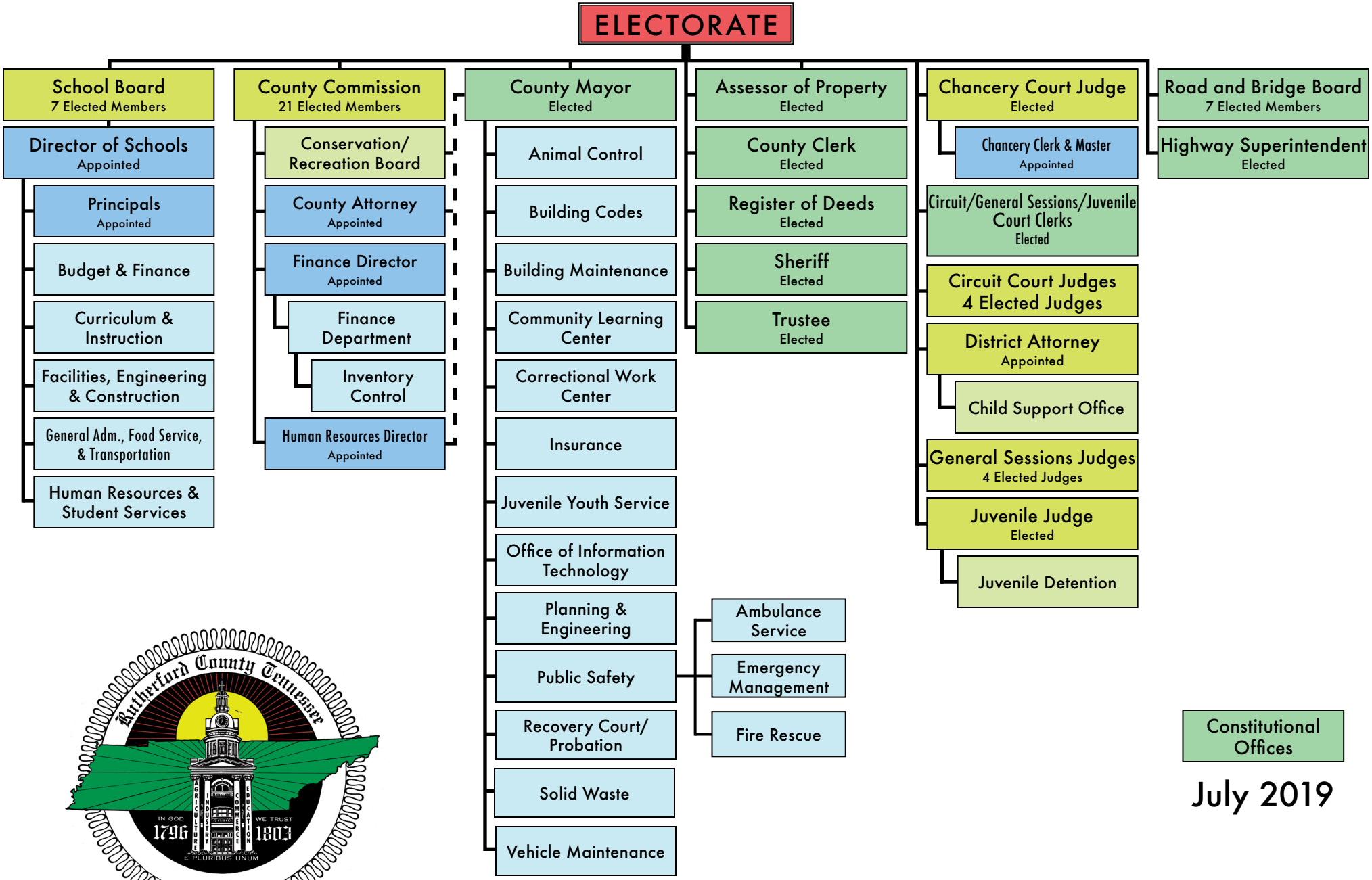

Rutherford County Officials
June 30, 2019

Officials

Bill Ketron, County Mayor
Greg Brooks, Highway Superintendent
Bill Spurlock, Director of Schools
Thomas Batey, Trustee
Rob Mitchell, Assessor of Property
Lisa Crowell, County Clerk
Melissa Harrell, Circuit, General Sessions, and Juvenile Courts Clerk
John Bratcher, Clerk and Master
Heather Dawbarn, Register of Deeds
Michael Fitzhugh, Sheriff
Lisa Nolen, Director of Finance

Board of County Commissioners

Bill Ketron, County Mayor, Chairman
David Gammon
Steve Pearcy
Michael Wrather
Robert Peay, Jr.
Carol Cook
Joe Frank Jernigan
Mike Kusch
Pettus Read
Joe Gourley
Wayne Blair
Rhonda Allen
Robert Stevens
Paul Johnson
Virgil Gammon
Craig Harris
Phil Dodd
Jeff Phillips
Allen McAdoo
Steve Ervin
Trey Gooch
Chantho Sourinho

Highway Commissioners

Doug Bodary, Chairman
David Victory
Keith Bratcher
Greg Brooks
Paul Johnson
Michael Anderson
Mark Lee
Richard Steagall

(Continued)

Rutherford County Officials (Cont.)

Board of Education

Jim Estes, Chairman
Jeff Jordan
Terry Hodge
Tammy Sharp
Tiffany Johnson
Lisa Moore
Coy Young

Audit Committee

Robert Coggin, Chairman
Keith Bratcher
William Dix
Joe Gourley
Tammy Sharp
Robert Stevens
Barbara Sutton

FINANCIAL SECTION

Justin P. Wilson
Comptroller

Jason E. Mumpower
Deputy Comptroller

Independent Auditor's Report

Rutherford County Mayor and
Board of County Commissioners
Rutherford County, Tennessee

To the County Mayor and Board of County Commissioners:

Report on the Financial Statements

We have audited the accompanying financial statements of the governmental activities, the aggregate discretely presented component units, each major fund, and the aggregate remaining fund information of Rutherford County, Tennessee, as of and for the year ended June 30, 2019, and the related notes to the financial statements, which collectively comprise the county's basic financial statements as listed in the table of contents.

Management's Responsibility for the Financial Statements

Management is responsible for the preparation and fair presentation of these financial statements in accordance with accounting principles generally accepted in the United States of America; this includes the design, implementation, and maintenance of internal control relevant to the preparation and fair presentation of financial statements that are free from material misstatement, whether due to fraud or error.

Auditor's Responsibility

Our responsibility is to express opinions on these financial statements based on our audit. We did not audit the financial statements of the discretely presented Community Care of Rutherford County, Inc., which represent 0.63 percent, 0.41 percent, and 2.1 percent, respectively, of the assets, net position, and revenues of the aggregate discretely presented component units. Also, we did not audit the financial statements of the discretely presented Rutherford County Emergency Communications District, which represent 0.87 percent, 1.3 percent, and 0.47 percent, respectively, of the assets, net position, and revenues of the aggregate discretely presented component units. Those statements were audited by other auditors whose reports have been furnished to us, and our opinion, insofar as it relates to the amounts included for the discretely presented Community Care of Rutherford County, Inc., and the discretely presented Rutherford County Emergency Communications District, is based solely on the reports of the other auditors. We conducted our audit in accordance with auditing standards generally accepted in the United States of America and the standards applicable to financial audits contained in *Government Auditing Standards*, issued by the Comptroller General of the United States. Those standards require that we plan and perform the audit to obtain reasonable assurance about whether the financial statements are free from material misstatement.

An audit involves performing procedures to obtain audit evidence about the amounts and disclosures in the financial statements. The procedures selected depend on the auditor's judgment, including the

Cordell Hull Building | 425 Fifth Avenue North | Nashville, Tennessee 37243

assessment of the risks of material misstatement of the financial statements, whether due to fraud or error. In making those risk assessments, the auditor considers internal control relevant to the entity's preparation and fair presentation of the financial statements in order to design audit procedures that are appropriate in the circumstances, but not for the purpose of expressing an opinion on the effectiveness of the entity's internal control. Accordingly, we express no such opinion. An audit also includes evaluating the appropriateness of accounting policies used and the reasonableness of significant accounting estimates made by management, as well as evaluating the overall presentation of the financial statements.

We believe that the audit evidence we have obtained is sufficient and appropriate to provide a basis for our audit opinions.

Opinions

In our opinion, based on our audit and the report of other auditors, the financial statements referred to above present fairly, in all material respects, the respective financial position of the governmental activities, the aggregate discretely presented component units, each major fund, and the aggregate remaining fund information of Rutherford County, Tennessee, as of June 30, 2019, and the respective changes in financial position and, where applicable, cash flows thereof and the respective budgetary comparison for the General Fund for the year then ended in accordance with accounting principles generally accepted in the United States of America.

Other Matters

Required Supplementary Information

Accounting principles generally accepted in the United States of America require that the management's discussion and analysis, the schedule of changes in the county's and school's net pension liability (asset) and related rations, schedule of county contributions, schedule of school's proportionate share of the net pension liability (asset), and schedule of changes in the total OPEB liability and related ratios, as listed in the table of contents, be presented to supplement the basic financial statements. Such information, although not a part of the basic financial statements, is required by the Governmental Accounting Standards Board, who considers it to be an essential part of financial reporting for placing the basic financial statements in an appropriate operational, economic, or historical context. We have applied certain limited procedures to the required supplementary information in accordance with auditing standards generally accepted in the United States of America, which consisted of inquiries of management about the methods of preparing the information and comparing the information for consistency with management's responses to our inquiries, the basic financial statements, and other knowledge we obtained during our audit of the basic financial statements. We do not express an opinion or provide any assurance on the information because the limited procedures do not provide us with sufficient evidence to express an opinion or provide any assurance.

Supplementary and Other Information

Our audit was conducted for the purpose of forming opinions on the financial statements that collectively comprise Rutherford County's basic financial statements. The combining and individual nonmajor fund financial statements, budgetary comparison schedules of nonmajor governmental funds and the General Debt Service Fund, combining and individual fund financial statements of the Rutherford County School Department (a discretely presented component unit), miscellaneous schedules and the other information such as the introductory section, management's corrective action

plan, and statistical section are presented for purposes of additional analysis and are not a required part of the basic financial statements. The schedule of expenditures of federal awards is also presented for purposes of additional analysis as required by Title 2 U.S. *Code of Federal Regulations* Part 200, *Uniform Administrative Requirements, Cost Principles, and Audit Requirements for Federal Awards*, and is not a required part of the basic financial statements.

The combining and individual nonmajor fund financial statements, budgetary comparison schedules of nonmajor governmental funds and the General Debt Service Fund, combining and individual fund financial statements of the Rutherford County School Department (a discretely presented component unit), schedule of expenditures of federal awards, and miscellaneous schedules are the responsibility of management and were derived from and relate directly to the underlying accounting and other records used to prepare the basic financial statements. Such information has been subjected to the auditing procedures applied in the audit of the basic financial statements and certain additional procedures, including comparing and reconciling such information directly to the underlying accounting and other records used to prepare the basic financial statements or to the basic financial statements themselves, and other additional procedures in accordance with auditing standards generally accepted in the United States of America by us. In our opinion, the combining and individual nonmajor fund financial statements, budgetary comparison schedules of nonmajor governmental funds and the General Debt Service Fund, combining and individual fund financial statements of the Rutherford County School Department (a discretely presented component unit), schedule of expenditures of federal awards, and miscellaneous schedules are fairly stated in all material respects in relation to the basic financial statements as a whole.

The introductory section, management's corrective action plan, and statistical section have not been subjected to the auditing procedures applied in the audit of the basic financial statements, and accordingly, we do not express an opinion or provide any assurance on them.

Other Reporting Required by *Government Auditing Standards*

In accordance with *Government Auditing Standards*, we have also issued our report dated November 1, 2019, on our consideration of Rutherford County's internal control over financial reporting and on our tests of its compliance with certain provisions of laws, regulations, contracts, and grant agreements and other matters. The purpose of that report is solely to describe the scope of our testing of internal control over financial reporting and compliance and the results of that testing, and not to provide an opinion on the effectiveness of Rutherford County's internal control over financial reporting or on compliance. That report is an integral part of an audit performed in accordance with *Government Auditing Standards* in considering Rutherford County's internal control over financial reporting and compliance.

Very truly yours,

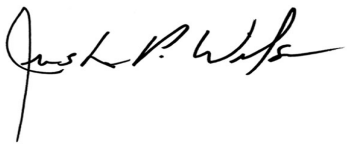

Justin P. Wilson
Comptroller of the Treasury
Nashville, Tennessee

November 1, 2019

JPW/yu

Rutherford County, Tennessee
Management's Discussion and Analysis
For the Year Ended June 30, 2019

As management for Rutherford County, Tennessee, we offer readers of the financial statements for Rutherford County, Tennessee, this narrative overview and analysis of the financial activities of the Rutherford County, Tennessee, government for the fiscal year ended June 30, 2019. We encourage readers to consider the information presented here in conjunction with additional information that we have furnished in our letter of transmittal, which can be found in the introductory section of this report. **All amounts, unless otherwise indicated, are expressed in thousands of dollars.**

Financial Highlights

- The liabilities and deferred inflows of resources of Rutherford County Government exceeded its assets and deferred outflows of resources at the close of the most recent fiscal year by $15,526 (net position). Part of the liabilities ($372,439) is long-term debt that is attributable to the Rutherford County Board of Education (RCBOE), a component unit. The related capital assets are reported in the financial statements of the RCBOE.
- From yearly activity, the government's total net position increased by $3,022.
- As of the close of the current fiscal year, the governmental funds of Rutherford County, Tennessee, reported combined ending fund balances of $138,702, an increase of $8,981 in comparison with the prior year. Most of the increase was due to actual revenues exceeding original projections in the General Fund and Debt Service Fund. Of the combined fund balances, $123,284 is available for spending at the government's discretion (assigned and unassigned fund balances).
- At the end of the current fiscal year, assigned fund balance totaled $7,183 in the General Fund. This will be used to fund operations in the 2019-2020 fiscal year. Unassigned fund balance for the General Fund was $36,434 or 36.65 percent of total General Fund expenditures.
- The total debt of Rutherford County, Tennessee, increased by $6,976 (1.53 percent) during the current fiscal year. In August 2019, the county issued $40,680 of bonds to finance capital projects for the Board of Education. During the fiscal year, the county issued $444 in capital outlay notes, retired $33,455 of bonded debt, and retired principal balances of $693 for notes/capital leases.

Overview of the Financial Statements

This discussion and analysis is intended to serve as an introduction to the basic financial statements of Rutherford County, Tennessee. The basic financial statements comprise three components: (1) government-wide financial statements, (2) fund financial statements, and (3) notes to the financial statements. This report also contains other supplementary information in addition to the basic financial statements themselves.

Government-wide financial statements. The government-wide financial statements are designed to provide readers with a broad overview of the finances of Rutherford County,

Tennessee, in a manner similar to a private-sector business. The government-wide financial statements consist of two statements: the Statement of Net Position and the Statement of Activities.

The Statement of Net Position presents information on all of the assets, deferred outflows, liabilities, and deferred inflows for Rutherford County, Tennessee, with the difference reported as net position. Over time, increases or decreases in net position may serve as a useful indicator of whether the financial position of Rutherford County, Tennessee, is improving or deteriorating.

The Statement of Activities presents information showing how Rutherford County's net position changed during the most recent fiscal year. All changes in net position are reported as soon as the underlying event giving rise to the change occurs, regardless of the timing of related cash flows. Thus, revenues and expenses are reported in this statement for some items that will only result in cash flows in future fiscal periods (e.g., uncollected taxes and earned but unused vacation leave).

Both of the government-wide financial statements distinguish functions of Rutherford County, Tennessee, that are principally supported by taxes and intergovernmental revenues (governmental activities) from other functions that are intended to recover all or a significant portion of their costs through user fees and charges (business-type activities). The governmental activities of Rutherford County, Tennessee, include general government; finance; administration of justice; public safety; public health and welfare; social, cultural, and recreational services; agriculture and natural resources; and highways/public works. The Rutherford County Government has no business-type activities to report.

The government-wide financial statements include not only Rutherford County Government itself (known as the primary government), but also a legally separate school system for which the Rutherford County Government is financially accountable. These statements also include a legally separate E-911 district and a legally separate nursing home facility. Financial information for these component units is reported separately from the financial information presented for the primary government itself.

The government-wide financial statements can be found on Exhibits A and B of this report.

Fund financial statements. A fund is a grouping of related accounts that is used to maintain control over resources that have been segregated for specific activities or objectives. Rutherford County, Tennessee, like other state and local governments, uses fund accounting to ensure and demonstrate compliance with finance-related legal requirements. All of the funds of Rutherford County, Tennessee, can be divided into three categories: governmental, proprietary, and fiduciary.

Governmental funds. Governmental funds are used to account for essentially the same functions reported as governmental activities in the government-wide financial statements. However, unlike the government-wide financial statements, governmental fund financial statements focus on near-term inflows and outflows of spendable resources, as well as on balances of spendable resources available at the end of the fiscal year. Such information may be useful in evaluating a government's near-term financing requirements.

Because the focus of governmental funds is short-term in comparison to the government-wide financial statements, it is useful to compare the information presented for governmental funds with similar information presented for governmental activities in the government-wide financial statements. By doing so, readers may better understand the long-term impact of the government's near-term financing decisions. Both the governmental fund balance sheet and the governmental fund statement of revenues, expenditures, and changes in fund balances provide a reconciliation to facilitate this comparison between governmental funds and governmental activities.

Rutherford County, Tennessee, maintains 11 individual governmental funds. Information is presented separately in the governmental fund balance sheet and in the governmental fund Statement of Revenues, Expenditures, and Changes in Fund Balances for the General Fund, General Debt Service Fund, and the Education Capital Projects Fund, all of which are considered to be major funds. Data from the other eight governmental funds are combined into a single, aggregated presentation. Individual fund data for each of these non-major governmental funds is provided in the form of combining statements elsewhere in this report.

Rutherford County, Tennessee, adopts an annual appropriated budget for its General Fund. A budgetary comparison statement has been provided for the General Fund to demonstrate compliance with this budget.

The basic governmental fund financial statements can be found on Exhibits C-1 through C-5 of this report.

Proprietary funds. Rutherford County maintains one type of proprietary fund. Internal service funds are an accounting device used to accumulate and allocate costs internally among Rutherford County's various functions. Rutherford County, Tennessee, uses internal service funds to account for the county's self-insured insurance funds (workers' compensation, employee health insurance, and liability). Because these services benefit governmental rather than business-type functions, they have been included within governmental activities in the government-wide financial statements.

Proprietary funds provide the same type of information as the government-wide financial statements, only in more detail. Individual fund data for the internal service funds is provided in the form of combining statements elsewhere in this report. The basic proprietary fund financial statements can be found on Exhibits D-1 through D-3 of this report.

Fiduciary funds. Fiduciary funds are used to account for resources held for the benefit of parties outside the government. Fiduciary funds are not reflected in the government-wide financial statements because the resources of those funds are not available to support Rutherford County's own programs. The accounting used for fiduciary funds is much like that used for proprietary funds. The basic fiduciary fund financial statements can be found on Exhibits E-1 through E-2 of this report.

Notes to the financial statements. The notes provide additional information that is essential to a full understanding of the data provided in the government-wide and fund financial statements. The notes to the financial statements can be found after the Basic Financial Statements; see the table of contents for location.

Other information. In addition to the basic financial statements and accompanying notes, this report also presents certain required supplementary information concerning pension information and other postemployment benefits information. This required information has been presented in the required supplementary information section of this report.

The combining statements referred to earlier in connection with non-major governmental funds and internal service funds are presented immediately following the notes to the required supplementary information. Combining and individual fund statements and schedules can be found on Exhibits G-1 through J-2 of this report.

Government-wide Financial Analysis

As noted earlier, net position may serve over time as a useful indicator of a government's financial position. In the case of Rutherford County, Tennessee, liabilities and deferred inflows of resources exceeded assets and deferred outflows of resources by $15,526 at the close of the fiscal year. The Constitution for the State of Tennessee allows only the local legislative body authorization to issue debt. Therefore, whenever the Rutherford County Board of Education requires additional money to fund school construction and equipment, the related debt must be issued by the Rutherford County Government. As of June 30, 2019, Rutherford County had outstanding debt totaling $372,439 for capital purposes of the Rutherford County Board of Education, but the capital assets are reported in the financial statements of the Rutherford County Board of Education. Rutherford County has incurred the related liability significantly decreasing its unrestricted net position without a corresponding increase in the county's capital assets.

Rutherford County, Tennessee, Net Position

	Governmental Activities	
	2018	2019
Assets:		
Current and other assets	$ 285,455	$ 314,065
Capital assets	338,305	334,946
Total assets	$ 623,760	$ 649,011
Deferred outflows of resources:		
Deferred charge on refunding	$ 7,823	$ 6,068
Pension related	9,295	8,931
OPEB related	384	488
Total deferred outflows of resources	$ 17,502	$ 15,487
Liabilities:		
Long-term liabilities outstanding	$ 509,786	$ 557,797
Other liabilities	51,215	8,889
Total liabilities	$ 561,001	$ 566,686
Deferred inflows of resources:		
Deferred current property taxes	$ 94,175	$ 102,790
Pension related	1,153	2,460
OPEB related	3,480	8,088
Total deferred inflows of resources	$ 98,808	$ 113,338
Net position:		
Net investment in capital assets	$ 234,473	$ 236,379
Restricted	12,804	18,238
Unrestricted	(265,825)	(270,143)
Total net position	$ (18,548)	$ (15,526)

By far the largest portion of Rutherford County's net position reflects its investment in capital assets (e.g., land, buildings, machinery, and equipment) of $236,379; less any related debt used to acquire those assets that is still outstanding. Rutherford County uses these capital assets to provide services to citizens; consequently, these assets are not available for future spending. Although Rutherford County's investment in capital assets is reported net of related debt, it should be noted that the resources needed to repay this debt must be provided from other sources, since the capital assets themselves cannot be used to liquidate these liabilities.

An additional portion of the net position of Rutherford County, Tennessee, of $18,238 represents resources that are subject to external restrictions on how they may be used. Any balance remaining may be used to meet the government's ongoing obligations to citizens and creditors.

Rutherford County's Changes in Net Position

Governmental activities. Governmental activities increased Rutherford County Government's net position by $3,022. Key elements of this increase are displayed on the Changes in Net Position Table. The following table also presents 2018-2019 revenues and expenditures as a percentage of total revenues and expenditures.

CHANGES IN NET POSITION

	Governmental Activities 2018	Governmental Activities 2019	
Revenues:			
Program revenues:			
Charges for services	$ 98,377	$ 102,949	40%
Operating grants and contributions	10,119	10,158	4%
Capital grants and contributions	3,877	2,745	1%
General revenues:			
Property taxes	96,209	98,957	38%
Payment in-lieu-of taxes	7,780	7,943	3%
Local option sales taxes	4,379	4,919	2%
Hotel/Motel tax	4,517	4,494	2%
Wheel tax	7,232	7,390	3%
Business tax	2,814	3,051	1%
Mixed drink tax	0	6	0%
Litigation tax	3,378	3,447	1%
Development tax	5,807	6,484	2%
Mineral severance tax	445	549	0%
Bank excise tax	513	627	0%
Wholesale beer tax	1,019	998	0%
Grants and contributions not restricted			0%
to specific programs	1,147	1,002	0%
Unrestricted investment income	3,636	4,619	2%
Other	125	25	0%
Total revenues	$ 251,374	$ 260,363	100%
Expenses:			
General government	$ 16,560	$ 19,487	8%
Finance	10,038	10,238	4%
Administration of justice	9,834	13,501	5%
Public safety	53,328	55,844	22%
Public health and welfare	22,638	24,001	9%
Social, cultural, and recreation services	2,920	2,974	1%
Agriculture and natural resources	1,278	1,376	1%
Highways	11,622	13,309	5%
Education	138,705	100,404	39%
Interest on long-term debt	16,400	16,207	6%
Total expenses	$ 283,323	$ 257,341	100%
Change in net position	$ (31,949)	$ 3,022	
Net position, July 1	30,235	(18,548)	
Restatement	(16,834)	0	
Net position, June 30	$ (18,548)	$ (15,526)	

Governmental Program Expenses

The cost of all governmental activities was $257,341. However, as shown on the previous page, 45 percent of these costs ($115,852) was either paid by those who directly benefited from the programs ($102,949), or by other governments and organizations that subsidized certain programs with operating grants and contributions ($10,158) and capital grants and contributions ($2,745). The county paid for the remaining "public benefit" portion of governmental activities with taxes, general grants and contributions, and other miscellaneous revenue. Each program's net cost to taxpayers is presented below.

Education expenses of $100,404, Public Safety expenses of $55,844, and Public Health and Welfare expenses of $24,001 comprise the largest categories of expenses of Rutherford County, which when combined ($180,249) comprise 70 percent of total expenses. Of the $180,249, $79,230 was recovered by charges for services, $3,711 from operating grants/contributions, and $146 from capital grants/contributions. Rutherford County's Board of Education is a component unit of the primary government and does not have the authority to issue debt. Rutherford County issues debt on the Board of Education's behalf; then contributes the proceeds to the Board so they can purchase, build, or renovate schools. In November 2017 the county issued $81,530 in general obligation debt and in August 2018, the county issued an additional $40,680 general obligation debt, all of which was on behalf of schools.

Expenses by Governmental Activities. The following table shows the "net (expense) revenue" as a percentage of the total expense. Net expense is all program expenses less all program revenue. Citizens must then pay for these governmental activities through taxes, unrestricted grants, contributions, and investment income.

Function	Program Revenue	Expense	Net (Expense) Revenue	Net Expense as % to Total Expense
General Government	$ 6,106	$ 19,487	$ (13,381)	5.20%
Finance	11,782	10,238	1,544	-0.60%
Administration of Justice	6,741	13,501	(6,760)	2.63%
Public Safety	7,147	55,844	(48,697)	18.92%
Public Health & Welfare	14,183	24,001	(9,818)	3.82%
Social, Cultural, & Rec. Service	-	2,974	(2,974)	1.16%
Agriculture & Natural Resourc	333	1,376	(1,043)	0.41%
Highway	7,803	13,309	(5,506)	2.14%
Education	61,757	100,404	(38,647)	15.02%
Interest on long-term debt	-	16,207	(16,207)	6.30%
Total Governmental Activities	$ 115,852	$ 257,341	$ (141,489)	54.98%

Unlike the preceding table, the next illustration does not merely show the percentage of total costs, it shows the impact of the program on the local citizens' tax base, as a percentage. For example, during the 2018-2019 fiscal year, 34 percent of the local citizen tax base was spent for Public Safety and 27 percent was spent for Education.

Allocation of the Citizen Tax Base to Governmental Activities

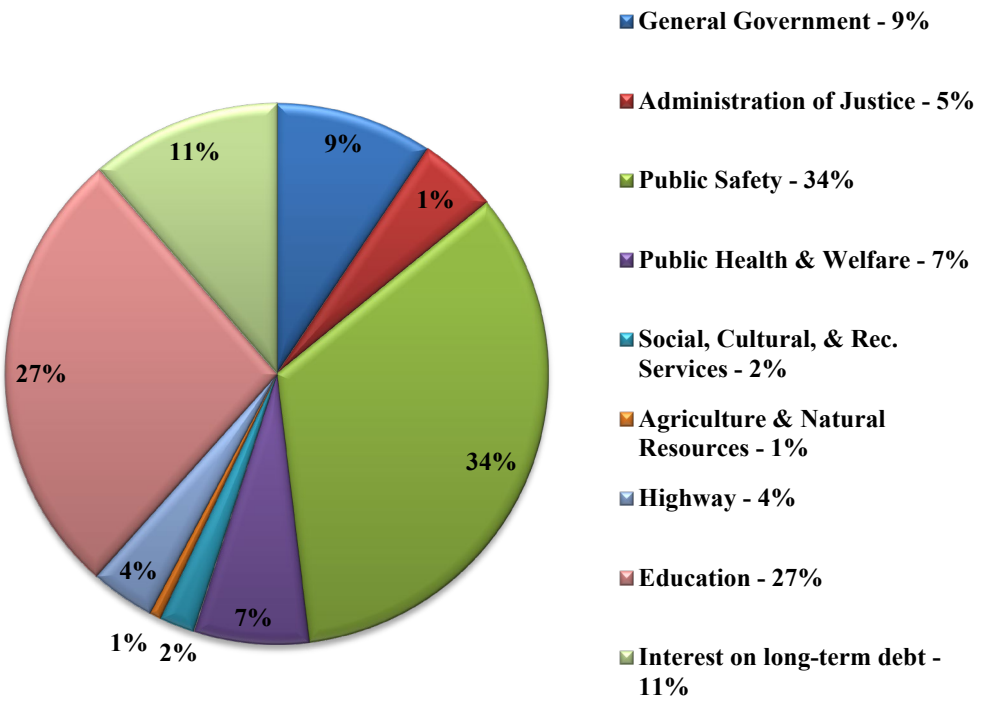

Revenues

Revenues on the government-wide statement of activities are broken into two major categories: program and general revenues. Of the total revenues, 45 percent is received from program revenues and 55 percent from general revenues.

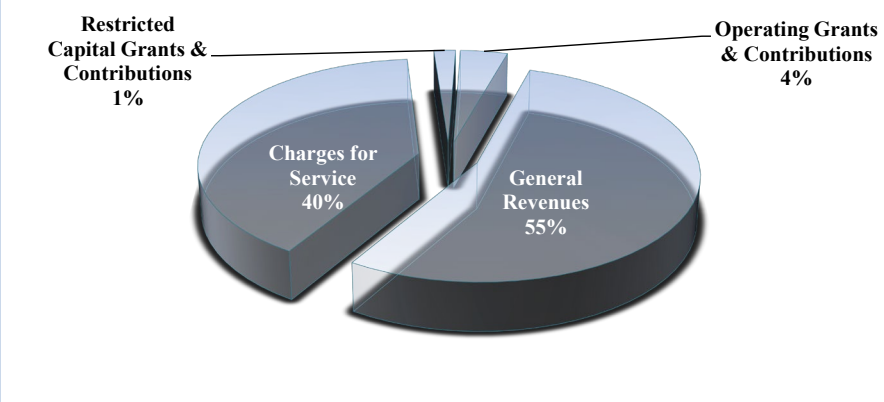

Program revenues are of three types: charges for services/exchange type transactions (arise from charges to customers), operating grants and contributions that are restricted for a specific purpose, and capital grants and contributions that are restricted for a specific purpose. As depicted in the previous chart, the largest source of program revenue is from charges for services.

General revenues are all revenues that do not qualify as program revenues and by far are the largest revenue source. Within this major category, as in prior years, the largest single revenue source is property tax and payments in-lieu-of tax (PILOT) as illustrated in the following chart.

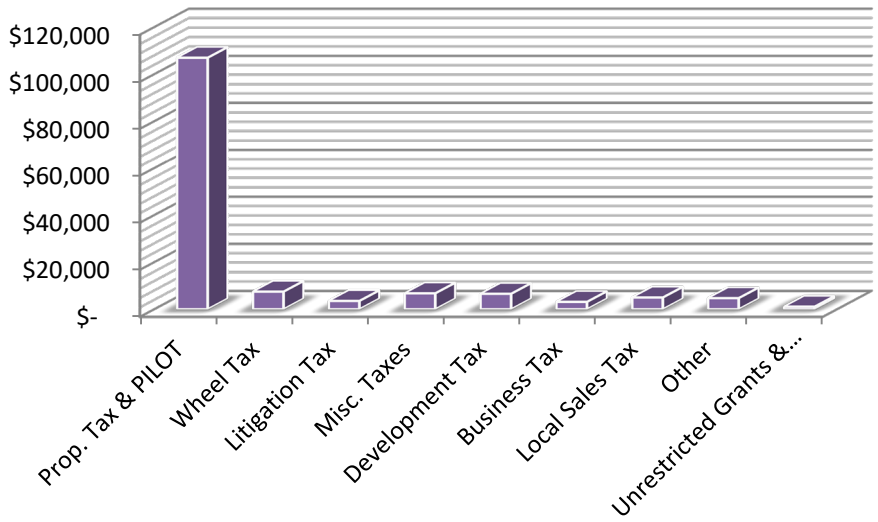

Financial Analysis of the Government's Funds

As noted earlier, Rutherford County Government uses fund accounting to ensure and demonstrate compliance with finance-related legal requirements.

Governmental funds. The focus of Rutherford County Government's governmental funds is to provide information on near-term inflows, outflows, and balances of spendable resources. Such information is useful in assessing Rutherford County Government's financing requirements.

In the fund financial statements, governmental funds report fund balance in classifications that comprise a hierarchy based primarily on the extent to which the government is bound to honor constraints on the specific purposes for which amounts in these funds can be spent. These classifications may consist of the following: non-spendable, restricted, committed, assigned, or unassigned.

- Non-spendable Fund Balance, $89 – includes amounts that cannot be spent because they are either (a) not in spendable form or (b) legally or contractually required to be maintained intact.

- Restricted Fund Balance, $9,545 – includes amounts that have constraints placed on the use of the resources that are either (a) externally imposed by creditors, grantors, contributors or laws and regulations of other governments or (b) imposed by law through constitutional provisions or enabling legislation.

- Committed Fund Balance, $5,784 – includes amounts that can only be used for specific purposes pursuant to constraints imposed by formal resolutions of the County Commission, the county's highest level of decision-making authority.

- Assigned Fund Balance, $86,850 – includes amounts that are constrained by the county's intent to be used for specific purposes, but are neither restricted nor committed (excluding stabilization arrangements). The County Commission has authorized the Budget/Finance Committee by resolution to make assignments.

- Unassigned Fund Balance, $36,434 – the residual classification of the General Fund. This classification generally represents fund balance that has not been assigned to other funds and that has not been restricted, committed, or assigned to specific purposes within the General Fund

As of the end of the current fiscal year, Rutherford County Government's governmental funds reported combined ending fund balances of $138,702, which was an increase of $8,981 in comparison with the prior year. Most of the increase was due to actual revenues exceeding original projections in the General Fund and Debt Service Fund.

The General Fund is the chief operating fund of Rutherford County Government. On a budgetary basis, the actual net change to fund balance was an increase of $6,218. Revenues exceed final estimates by $1,842 (mostly from local taxes, other local revenue, and fees received from county officials). The current property tax levy is estimated at 95.5% collected as of fiscal year end; however the County Trustee's Office actually collected 98.2% of this tax by fiscal year end. Unspent appropriations totaled $8,081 (mostly resulting from unspent salary, wages and related benefits). Net other financing sources/(uses) were $54 less than expected.

On a GAAP basis, the unassigned fund balance was $36,434 while total General Fund balance was $50,313, which is an increase of $5,287 over the prior fiscal year. Assigned fund balance was $7,183, which has been assigned for the purpose to fund operations in the next fiscal year. As a measure of the General Fund's liquidity, it may be useful to compare both unassigned fund balance and total fund balance to total fund expenditures. Unassigned fund balance represents 36.65 percent of total General Fund expenditures, while total fund balance represents 50.62 percent of that same amount. It should be noted that when the original budget for 2018-2019 was adopted, the unassigned fund balance was estimated at $31,198 by June 30, 2019. The improvement to the estimate of unassigned fund balance was primarily due to actual revenues from local taxes (current levy, development tax, bank excise tax and payment in-lieu-of tax), fees from county officials, interest income performing much better than anticipated and by departments not spending all their appropriations. Wages and related benefits are budgeted as if all positions would be filled for the entire year, which is rarely the case.

The Debt Service Fund is the fund Rutherford County sets aside resources to meet current and future debt service requirements on general long-term debt. At the end of the current fiscal year, assigned fund balance in this fund was $50,871 while total fund balance was $52,692. Committed fund balance remained at $1,821. The committed fund balance offsets the Note Receivable due from the City of Murfreesboro Water and Sewer. The funding from the city will come from monies collected from sewer taps sold in the Rockvale area. The county and city both contributed to the cost of a sewer line constructed to service the Rockvale Middle School. As a measure of the debt service liquidity, it will be most useful to compare assigned fund balance to the total of debt service expenditures. The assigned fund balance represents 94.22 percent of total expenditures for debt service.

In August 2018, the county issued $40,680 of bonds to finance capital projects for the Board of Education, which included funding for the purchase of land for future school sites, an elementary school and renovations for existing schools. During the fiscal year, the county issued $444 in capital outlay notes for school purposes, bonded debt of $33,455 was retired and $693 in principal payments was paid for notes and capital leases.

General Fund Budgetary Highlights

During the fiscal year, there was an increase in appropriations from the original budget. These differences are summarized in the following table:

Net Change in the Appropriation Budget - Amended over (under) Original

	2018	2019
General Government	$ 2,970	$ (41)
Finance	230	109
Administration of Justice	358	323
Public Safety	626	1,328
Public Health and Welfare	457	207
Social, Cultural, and Recreational Services	40	3
Agriculture and Natural Resources	46	179
Other Operations	133	1,370
Total Increase in Appropriations	$ 4,860	$ 3,478

There were several departments with significant changes to their original budget. This fiscal year, General Government had a net decrease of $41. An increase to the County Commission budget ($136) and Election Commission budget ($8) was needed to accommodate a change to the per diem rate for committee meetings and commission meetings. Human Resources needed additional funding ($20) for evaluation and testing for new hires due to the increased turnover. An increase to the County Mayor's budget ($40) was needed to pay engineering fees for the renovation of the historic courthouse and a transfer of appropriations from the County Maintenance budget ($224) to the Capital Projects fund was made to account for the cost of the renovation of the historic courthouse. A transfer of appropriation from the GIS budget ($90) to the OIT budget was made because of a need for more contracted data processing services related to the new judicial center.

The increase in Finance was caused primarily from the transfer of appropriations from the GIS ($90) budget noted above. The increase in the assessor's budget ($10) was needed to purchase shelving for the personal property files.

The largest change in appropriations for Administration of Justice was for the Circuit Court where the commission authorized additional funding for six new deputies ($175). Other increases in appropriations were made to Drug Court ($76) and Juvenile Court ($55) for the award of state and federal grants to their programs.

The increase in Public Safety mostly related to state and federal grants awarded to four departments in this category as listed: Sheriff-$180 (Governor's Highway Safety and Teen Driver Safety); Workhouse-$30 (Office of Justice Programs); Rural Fire-$646 (Federal Emergency Management Agency); and Disaster Relief-$126 (Homeland Security). The Sheriff's budget was also increased to replace/repair wrecked vehicles ($106).

Within Public Health and Welfare, additional appropriations were authorized for Pet Adoption and Welfare Services (PAWS) to change three part time positions to full time ($32), to enhance their programs ($20) with local grant funds, and to improve their facility ($12). Local Health received an additional $31 appropriation to create an isolation room. Lastly, the number of required autopsies by law enforcement continued to exceed estimates. This budget was amended by $110 near the end of the fiscal year.

For Agriculture and Natural Resources, the Agricultural Extension Service needed $88 for building improvements. Additional funds ($70) were also provided to the Storm Water Management department to improve the base salary of a vacant engineer position and to provide funding for contracted engineering services obtained until the position was filled.

In Other Operations, Rutherford County received $500 from Tennessee Housing Development Agency for Other Economic and Community Development to improve residential properties for people that met the grant's requirements. An increase in appropriations was needed for Employee Benefits ($800) to pay claims stemming from workers compensation/on the job injury program.

Variance of Actual Results with Final Budget - Positive (Negative)

	2018	2019
General Government	$ 847	$ 998
Finance	737	664
Administration of Justice	784	926
Public Safety	2,065	3,533
Public Health and Welfare	744	1,001
Social, Cultural, and Recreational Services	125	95
Agriculture and Natural Resources	75	98
Other Operations	397	766
Total Results	$ 5,774	$ 8,081

On a budgetary basis, at the close of the fiscal year, actual expenditures were $8,081 less than budgetary estimates. Most of the unspent appropriations were in the personnel and benefit line items, totaling $4,627. The county typically budgets all positions as being filled for the entire year. Because of turnover, there are normally appropriations left unspent in those cost categories. Unspent appropriations for services and supplies are estimated at approximately $2,440, while unspent appropriations for other expenditures totaled approximately $1,014.

Capital Assets and Debt Administration

Capital Assets. Rutherford County Government's investment in capital assets for its governmental funds as of June 30, 2019, totaled $334,946 (net of accumulated depreciation). The investment in capital assets includes land, intangibles – right of ways, buildings and improvements, other capital assets (includes equipment), other intangibles, and infrastructure (roads, highways, and bridges). The decrease in Rutherford County Government's investment in capital assets for the current fiscal year totaled $3,359, which represented a 1 percent decrease over the prior year.

	Governmental Activities	
	2018	2019
Land	$ 38,722	$ 38,722
Intangibles (Right of Way)	46,315	45,675
Buildings and improvements	67,159	129,593
Infrastructure	97,601	96,899
Intangibles (other)	1,646	1,665
Other capital assets	20,789	21,441
Construction in progress	66,073	951
Total	$ 338,305	$ 334,946

Additional information on Rutherford County's capital assets can be found in Note IV.C. of the notes to the financial statements.

Long-term debt. At the end of the current fiscal year, Rutherford County Government had total bonded debt, capital leases and notes outstanding of $463,800. All debt is backed by the full faith and credit of the government.

Rutherford County, Tennessee, Outstanding Debt

Issued for:	Rutherford County Board of Education		General Government		Total Governmental Activities	
	2018	2019	2018	2019	2018	2019
Notes	$ 2,452	$ 2,433	$ -	$ -	$ 2,452	$ 2,433
Cap. Lease	347	117	-	-	347	117
Bonds	356,596	369,889	97,429	91,361	454,025	461,250
Total	$ 359,395	$ 372,439	$ 97,429	$ 91,361	$ 456,824	$ 463,800

Rutherford County Board of Education is currently servicing some of the debt on behalf of the primary government. In previous years, this debt was reflected as debt of the Board of Education; however this debt has been reclassified as debt of the primary government because the primary government is legally obligated to repay the debt.

Rutherford County increased its long-term debt by $6,977 (1.53 percent) during the 2018-2019 fiscal year by issuing $40,680 in bonded debt, issuing $444 in capital outlay notes, retiring $33,455 bonded debt, and retiring principal balances of $693 for notes/capital leases. Rutherford County Government obtained a rating of "Aa1" from Moody's and a rating of "AA+" from Standard and Poor's for the general obligation bonds. Currently, state statutes do not limit the amount of general obligation debt a government entity may issue. Additional information on the Rutherford County Government's long-term debt can be found in Exhibits L-1, L-2, and Notes IV.F. and IV.G. of this report.

Economic Factors and Next Year's Budget and Rates

Rutherford County adopted a budget for the fiscal year ending June 30, 2020, on June 26, 2019. As in prior years, many factors were considered when adopting this budget. Rutherford County continues to be one of the fastest growing areas in the State of Tennessee. Based on continued increases in the local sales tax and revenues related to residential construction, it appears that the county's economy continues to rebound. However, estimates for revenues from property tax, sales tax, development tax, and building related revenues were conservatively developed for the next fiscal year. Rutherford County's Board of Commissioners has strived to limit the tax burden on property owners but has always been cognizant of the financial policies they have set in place.

Calendar Year 2018 was a reappraisal year for Rutherford County, which means that the appraised and assessed value of all real property was adjusted to reflect changes that had occurred in the market value of property within that location. The County Commission adopted the certified rate of $2.0994. For calendar year 2019, the County Commission increased the property tax rate twelve cents to $2.2194. The chart below shows how the property tax rate was allocated to the various funds.

Distribution of the County Property Tax Rate
Reappraisal

	2018 Adopted			**2019 Adopted**	
Fund	Rate	Ratio	*Change*	Rate	Ratio
County General	$ 0.4853	23.12%	*$ 0.0500*	$ 0.5353	24.12%
Ambulance	0.0518	2.47%	*0.0200*	0.0718	3.24%
Highway/Roads	0.0099	0.47%	-	0.0099	0.45%
Education	1.0054	47.89%	*0.0420*	1.0474	47.19%
Ed. Capital Projects	0.0470	2.24%	*0.0280*	0.0750	3.38%
General Debt Service	0.5000	23.82%	*(0.0200)*	0.4800	21.63%
All Funds	$ 2.0994	100.00%	*$ 0.1200*	$ 2.2194	100.00%

Projected amounts were sufficient and available in the unassigned fund balance in the General Fund to allow a portion to be used to fund operations in the next fiscal year. Rutherford County Government has appropriated $7,183 for spending in the 2019-2020 fiscal year. This is reflected as the Assigned for Other Purposes in the Balance Sheet of the Governmental Funds as of June 30, 2019. Unassigned fund balance in the General Fund is projected at $36,434 as of June 30, 2020, which is 32.6 percent of the original 2019-2020 General Fund appropriations.

In September 2019, Rutherford County issued $14.61 million in general obligation bonds, which will be used 100 percent for a new communication system for public safety. These bonds are scheduled to be paid within 10 years. Assigned fund balance in the General Debt Service Fund is estimated to decrease by $2,920 by the next fiscal year-end. Projected assigned fund balance in the General Debt Service Fund as of June 30, 2020, is expected to be $47,951, or 86.5 percent of budgeted debt service expenditures.

Request for Information

This financial report is designed to provide a general overview of the Rutherford County Government's finances for all those with an interest in the government's finances. Questions concerning any of the information provided in this report or requests for additional financial information should be addressed to the Finance Director, Rutherford County Government, Historic Courthouse Suite 201, 1 Public Square, Murfreesboro, TN 37130.

Basic Financial Statements

Exhibit A

Rutherford County, Tennessee
Statement of Net Position
June 30, 2019

	Primary Government	Component Units		
	Governmental Activities	Rutherford County School Department	Community Care of Rutherford County, Inc.	Emergency Communications District
ASSETS				
Cash	$ 3,942,571	$ 1,420,010	$ 2,718,677	$ 5,254,510
Equity in Pooled Cash and Investments	174,081,107	105,967,391	0	0
Inventories	0	222,677	28,458	0
Accounts Receivable	14,065,992	502,286	1,166,899	0
Allowance for Uncollectibles	(1,632,922)	0	(222,823)	0
Property Taxes Receivable	109,403,671	96,287,179	0	0
Allowance for Uncollectible Property Taxes	(5,443,035)	(4,776,219)	0	0
Accrued Interest Receivable	0	0	0	1,150
Due from Other Governments	4,434,348	21,581,545	0	0
Due from Primary Government	0	778	0	0
Due from Component Units	2,106,113	0	0	0
Due from Fiduciary Funds	150,000	0	0	0
Prepaid Items	89,074	571,453	15,122	112,017
Notes Receivable - Long-term	4,173,951	0	0	0
Net Pension Asset - Agent Plan	8,693,486	6,106,614	543,151	0
Net Pension Asset - Teacher Retirement Plan	0	1,877,620	0	0
Net Pension Asset - Teacher Legacy Plan	0	14,905,548	0	0
Restricted Assets:				
Amounts Accumulated for Pension Benefits	0	978,972	0	0
Capital Assets:				
Assets Not Depreciated:				
Land	38,722,082	22,019,243	113,184	17,500
Intangible Assets (Right-of-Ways)	45,675,471	0	0	0
Construction in Progress	950,908	100,930,147	0	0
Assets Net of Accumulated Depreciation:				
Buildings and Improvements	129,592,917	451,467,249	0	705,989
Leasehold Improvements	0	0	607,094	0
Infrastructure	96,899,156	0	0	0
Intangible Assets	1,665,286	48,529	0	0
Other Capital Assets	21,440,597	5,800,909	311,768	1,243,777
Total Assets	$ 649,010,773	$ 825,911,931	$ 5,281,530	$ 7,334,943
DEFERRED OUTFLOWS OF RESOURCES				
Deferred Amount on Refunding	$ 6,068,387	$ 0	$ 0	$ 0
Pension Changes in Experience	502,218	3,472,037	31,378	47,462
Pension Contribution after Measurement Date	6,157,743	20,866,935	413,785	0
Pension Changes in Proportionate Share	0	2,160,612	0	35,982
Pension Changes in Assumptions	2,271,200	10,487,240	141,900	12,094
OPEB Changes in Experience	0	0	0	89,352
OPEB Benefits Paid After Measurement Date	488,162	2,094,745	34,910	1,442
Total Deferred Outflows of Resources	$ 15,487,710	$ 39,081,569	$ 621,973	$ 186,332

(Continued)

Exhibit A

Rutherford County, Tennessee
Statement of Net Position (Cont.)

	Primary Government	Component Units		
	Governmental Activities	Rutherford County School Department	Community Care of Rutherford County, Inc.	Emergency Communications District
LIABILITIES				
Accounts Payable	$ 1,331,825	$ 5,424,656	$ 58,896	$ 145,634
Accrued Payroll	767,464	29,425,365	187,363	0
Accrued Interest Payable	4,437,786	0	0	0
Payroll Deductions Payable	5,186	4,593	13,895	0
Contracts Payable	0	2,000	0	0
Due to Primary Government	0	2,106,113	0	0
Due to Component Units	778	0	0	0
Other Current Liabilities	0	0	299,285	63,966
Current Liabilities Payable from Restricted Assets:				
Customer Deposits Payable	2,346,300	0	0	0
Noncurrent Liabilities:				
Due Within One Year - Debt	35,275,882	0	0	0
Due Within One Year - Other	11,388,912	48,887	0	0
Due in More Than One Year - Debt	472,210,190	0	0	0
Due in More Than One Year - Other	38,921,702	125,953,117	2,072,997	217,418
Total Liabilities	$ 566,686,025	$ 162,964,731	$ 2,632,436	$ 427,018
DEFERRED INFLOWS OF RESOURCES				
Deferred Current Property Taxes	$ 102,790,460	$ 90,502,741	$ 0	$ 0
Pension Changes in Experience	1,671,243	21,357,493	104,416	16,989
Pension Changes in Investment Earnings	788,617	3,904,083	49,271	4,222
Pension Changes in Proportionate Share	0	78,972	0	0
OPEB Changes in Experience	1,251,988	19,887,208	385,740	0
OPEB Changes in Assumptions	6,836,040	30,764,311	518,058	11,020
Total Deferred Inflows of Resources	$ 113,338,348	$ 166,494,808	$ 1,057,485	$ 32,231
NET POSITION				
Net Investment in Capital Assets	$ 236,379,009	$ 580,266,077	$ 1,032,046	$ 1,967,266
Restricted for:				
General Government	659,481	0	0	0
Finance	123,539	0	0	0
Administrative of Justice	783,486	0	0	0
Public Safety	878,889	0	0	0
Public Health and Welfare	9,165	0	0	0
Capital Projects	4,687,577	22,821,863	0	0
Debt Service	2,402,560	0	0	0
Education	0	4,586,276	0	0
Pensions	8,693,486	23,868,754	543,151	0
Unrestricted	(270,143,082)	(96,009,009)	638,385	5,094,760
Total Net Position	$ (15,525,890)	$ 535,533,961	$ 2,213,582	$ 7,062,026

The notes to the financial statements are an integral part of this statement.

Exhibit B

Rutherford County, Tennessee
Statement of Activities
For the Year Ended June 30, 2019

		Program Revenues			Net (Expense) Revenue and Changes in Net Position			
					Primary Government	Component Units		
Functions/Programs	Expenses	Charges for Services	Operating Grants and Contributions	Capital Grants and Contributions	Total Governmental Activities	Rutherford County School Department	Community Care of Rutherford County, Inc.	Emergency Communications District
Primary Government:								
General Government	$ 19,486,918	$ 5,266,710	$ 839,114	$ 0	$ (13,381,094)	$ 0	$ 0	$ 0
Finance	10,238,095	11,782,239	0	0	1,544,144	0	0	0
Administration of Justice	13,500,585	6,337,184	404,217	0	(6,759,184)	0	0	0
Public Safety	55,843,923	6,279,349	722,327	145,719	(48,696,528)	0	0	0
Public Health and Welfare	24,001,246	11,193,468	2,988,953	0	(9,818,825)	0	0	0
Social, Cultural, and Recreational Services	2,974,130	0	0	0	(2,974,130)	0	0	0
Agriculture and Natural Resources	1,375,803	332,856	0	0	(1,042,947)	0	0	0
Highways/Public Works	13,309,152	0	5,203,165	2,599,571	(5,506,416)	0	0	0
Education	100,404,022	61,757,239	0	0	(38,646,783)	0	0	0
Interest on Long-term Debt	16,207,071	0	0	0	(16,207,071)	0	0	0
Total Primary Government	$ 257,340,945	$ 102,949,045	$ 10,157,776	$ 2,745,290	$ (141,488,834)	$ 0	$ 0	$ 0
Component Units:								
Rutherford County School Department	$ 414,108,160	$ 7,943,195	$ 27,886,931	$ 0	$ 0	$ (378,278,034)	$ 0	$ 0
Community Care of Rutherford County, Inc.	10,306,960	10,153,302	215,627	0	0	0	61,969	0
Emergency Communications District	1,794,374	2,093,097	164,000	0	0	0	0	462,723
Total Component Units	$ 426,209,494	$ 20,189,594	$ 28,266,558	$ 0	$ 0	$ (378,278,034)	$ 61,969	$ 462,723

(Continued)

Exhibit B

Rutherford County, Tennessee
Statement of Activities (Cont.)

		Program Revenues			Net (Expense) Revenue and Changes in Net Position			
					Primary Government	Component Units		
Functions/Programs	Expenses	Charges for Services	Operating Grants and Contributions	Capital Grants and Contributions	Total Governmental Activities	Rutherford County School Department	Community Care of Rutherford County, Inc.	Emergency Communications District
General Revenues:								
Taxes:								
Property Taxes Levied for General Purposes					$ 51,698,423	$ 85,270,738	$ 0	$ 0
Property Taxes Levied for Debt Service					47,258,955	0	0	0
Payments in-Lieu-of Tax					7,942,452	886,033	0	0
Local Option Sales Tax					4,918,814	65,528,309	0	0
Hotel/Motel Tax					4,493,732	0	0	0
Wheel Tax					7,390,268	4,190,765	0	0
Business Tax					3,051,288	2,631,054	0	0
Mixed Drink Tax					5,663	536,955	0	0
Litigation Tax					3,447,311	0	0	0
Adequate Facilities/Development Tax					6,484,050	0	0	0
Mineral Severance Tax					548,938	0	0	0
Bank Excise Tax					626,477	0	0	0
Wholesale Beer Tax					998,315	0	0	0
Grants and Contributions Not Restricted to Specific Programs					1,001,654	274,229,207	0	0
Unrestricted Investment Income					4,619,388	1,140,867	5,558	31,044
Miscellaneous					25,088	29,241	0	0
Gain on Disposal of Capital Asset					0	0	0	1,319
Total General Revenues					$ 144,510,816	$ 434,443,169	$ 5,558	$ 32,363
Change in Net Position					$ 3,021,982	$ 56,165,135	$ 67,527	$ 495,086
Net Position, July 1, 2018					(18,547,872)	479,368,826	2,249,397	6,566,940
Prior-period Adjustment - See Note VI.L.					0	0	(103,342)	0
Net Position, June 30, 2019					$ (15,525,890)	$ 535,533,961	$ 2,213,582	$ 7,062,026

The notes to the financial statements are an integral part of this statement.

Exhibit C-1

Rutherford County, Tennessee
Balance Sheet
Governmental Funds
June 30, 2019

	Major Funds		Nonmajor Funds	
	General	General Debt Service	Other Govern-mental Funds	Total Governmental Funds
ASSETS				
Cash	$ 2,870	$ 0	$ 2,065,484	$ 2,068,354
Equity in Pooled Cash and Investments	49,406,700	50,684,057	30,854,638	130,945,395
Accounts Receivable	8,314,655	132,256	4,674,673	13,121,584
Allowance for Uncollectibles	0	0	(1,632,922)	(1,632,922)
Due from Other Governments	2,914,452	43,180	1,447,591	4,405,223
Due from Other Funds	876,642	0	7,209	883,851
Property Taxes Receivable	53,342,129	47,941,123	8,120,419	109,403,671
Allowance for Uncollectible Property Taxes	(2,641,363)	(2,405,618)	(396,054)	(5,443,035)
Prepaid Items	89,074	0	0	89,074
Notes Receivable - Long-term	0	1,820,785	2,353,166	4,173,951
Total Assets	$ 112,305,159	$ 98,215,783	$ 47,494,204	$ 258,015,146
LIABILITIES				
Accounts Payable	$ 703,850	$ 0	$ 326,102	$ 1,029,952
Accrued Payroll	397,440	0	370,024	767,464
Payroll Deductions Payable	4,405	0	781	5,186
Due to Other Funds	7,209	0	876,642	883,851
Current Liabilities Payable From Restricted Assets	2,346,300	0	0	2,346,300
Total Liabilities	$ 3,459,204	$ 0	$ 1,573,549	$ 5,032,753
DEFERRED INFLOWS OF RESOURCES				
Deferred Current Property Taxes	$ 50,158,372	$ 44,976,683	$ 7,655,405	$ 102,790,460
Deferred Delinquent Property Taxes	530,836	546,915	67,489	1,145,240

(Continued)

Exhibit C-1

Rutherford County, Tennessee
Balance Sheet
Governmental Funds (Cont.)

	Major Funds		Nonmajor Funds	
	General	General Debt Service	Other Govern-mental Funds	Total Governmental Funds
DEFERRED INFLOWS OF RESOURCES (Cont.)				
Other Deferred/Unavailable Revenue	$ 7,843,812	$ 0	$ 2,500,567	$ 10,344,379
Total Deferred Inflows of Resources	$ 58,533,020	$ 45,523,598	$ 10,223,461	$ 114,280,079
FUND BALANCES				
Nonspendable:				
Prepaid Items	$ 89,074	$ 0	$ 0	$ 89,074
Restricted:				
Restricted for General Government	659,481	0	0	659,481
Restricted for Finance	123,539	0	0	123,539
Restricted for Administration of Justice	783,486	0	0	783,486
Restricted for Public Safety	120,377	0	758,512	878,889
Restricted for Public Health and Welfare	7,720	0	1,445	9,165
Restricted for Debt Service	0	0	2,402,560	2,402,560
Restricted for Capital Projects	3,232,089	0	1,455,488	4,687,577
Committed:				
Committed for General Government	265,459	0	0	265,459
Committed for Finance	187,153	0	0	187,153
Committed for Administration of Justice	13,586	0	0	13,586
Committed for Public Safety	594,419	0	0	594,419
Committed for Public Health and Welfare	112,582	0	0	112,582
Committed for Agriculture and Natural Resources	506,287	0	0	506,287
Committed for Other Operations	1,278	0	0	1,278
Committed for Highways/Public Works	0	0	2,283,019	2,283,019
Committed for Debt Service	0	1,820,785	0	1,820,785
Assigned:				
Assigned for General Government	0	0	175,254	175,254

(Continued)

Exhibit C-1

Rutherford County, Tennessee
Balance Sheet
Governmental Funds (Cont.)

	Major Funds		Nonmajor Funds	
	General	General Debt Service	Other Govern-mental Funds	Total Governmental Funds
FUND BALANCES (Cont.)				
Assigned (Cont.):				
Assigned for Finance	$ 0	$ 0	$ 550,000	$ 550,000
Assigned for Administration of Justice	0	0	463,756	463,756
Assigned for Public Health and Welfare	0	0	12,556,122	12,556,122
Assigned for Other Operations	0	0	205,761	205,761
Assigned for Highways/Public Works	0	0	14,845,277	14,845,277
Assigned for Debt Service	0	50,871,400	0	50,871,400
Assigned for Other Purposes	7,182,639	0	0	7,182,639
Unassigned	36,433,766	0	0	36,433,766
Total Fund Balances	$ 50,312,935	$ 52,692,185	$ 35,697,194	$ 138,702,314
Total Liabilities, Deferred Inflows of Resources, and Fund Balances	$ 112,305,159	$ 98,215,783	$ 47,494,204	$ 258,015,146

The notes to the financial statements are an integral part of this statement.

Exhibit C-2

Rutherford County, Tennessee
Reconciliation of the Balance Sheet of Governmental Funds to
the Statement of Net Position
June 30, 2019

Amounts reported for governmental activities in the statement of net position (Exhibit A) are different because:			
Total fund balances - balance sheet - governmental funds (Exhibit C-1)			$ 138,702,314
(1) Capital assets used in governmental activities are not financial resources and therefore are not reported in the governmental funds.			
Add: land	$	38,722,082	
Add: intangible assets – right-of-ways		45,675,471	
Add: construction in progress		950,908	
Add: buildings and improvements net of accumulated depreciation		129,592,917	
Add: infrastructure net of accumulated depreciation		96,899,156	
Add: intangible assets net of accumulated depreciation		1,665,286	
Add: other capital assets net of accumulated depreciation		21,440,597	334,946,417
(2) Internal service funds are used by management to charge the cost of liability insurance, workers' compensation insurance, and employee health benefits to individual funds. The assets and liabilities are included in governmental activities in the statement of net position.			32,354,887
(3) Long-term liabilities are not due and payable in the current period and therefore are not reported in the governmental funds.			
Less: bonds payable	$	(461,250,000)	
Less: capital leases payable		(117,603)	
Less: other loans payable		(2,432,670)	
Add: deferred amount on refunding		6,068,387	
Add: debt to be contributed by the School Department		2,106,113	
Less: unamortized premium on debt		(43,685,799)	
Less: other postemployment benefits liability		(28,983,874)	
Less: landfill closure/postclosure care costs		(2,308,342)	
Less: compensated absences payable		(5,542,474)	
Less: accrued interest on bonds, loans and capital leases		(4,437,786)	(540,584,048)
(4) Amounts reported as deferred outflows of resources and deferred inflows of resources related to pensions and OPEB will be amortized and recognized as components of pension and OPEB expense in future years.			
Add: deferred outflows of resources related to OPEB	$	488,162	
Less: deferred inflows of resources related to OPEB		(8,088,028)	
Add: deferred outflows of resources related to pensions		8,931,161	
Less: deferred inflows of resources related to pensions		(2,459,860)	(1,128,565)
(5) Net pension assets of the county agent plan are not current financial resources and therefore are not reported in the governmental funds.			8,693,486
(6) Other long-term assets are not available to pay for current-period expenditures and therefore are deferred in the governmental funds.			11,489,619
Net position of governmental activities (Exhibit A)			$ (15,525,890)

The notes to the financial statements are an integral part of this statement.

Exhibit C-3

Rutherford County, Tennessee
Statement of Revenues, Expenditures,
and Changes in Fund Balances
Governmental Funds
For the Year Ended June 30, 2019

	Major Funds			Nonmajor Funds	
	General	General Debt Service	Education Capital Projects	Other Govern-mental Funds	Total Governmental Funds
Revenues					
Local Taxes	$ 70,732,329	$ 53,884,689	$ 0	$ 14,075,182	$ 138,692,200
Licenses and Permits	2,583,798	0	0	0	2,583,798
Fines, Forfeitures, and Penalties	1,898,730	0	0	325,136	2,223,866
Charges for Current Services	2,567,675	0	0	14,540,036	17,107,711
Other Local Revenues	3,046,462	2,161,890	0	751,089	5,959,441
Fees Received From County Officials	11,773,667	0	0	0	11,773,667
State of Tennessee	9,058,873	0	0	7,104,389	16,163,262
Federal Government	1,250,064	0	0	9,250	1,259,314
Other Governments and Citizens Groups	1,771,250	724,925	0	21,468	2,517,643
Total Revenues	$ 104,682,848	$ 56,771,504	$ 0	$ 36,826,550	$ 198,280,902
Expenditures					
Current:					
General Government	$ 10,379,692	$ 1,034,733	$ 0	$ 677,517	$ 12,091,942
Finance	8,234,262	0	0	2,129,862	10,364,124
Administration of Justice	9,358,838	0	0	2,217,527	11,576,365
Public Safety	55,199,828	0	0	371,125	55,570,953
Public Health and Welfare	5,076,929	0	0	18,656,759	23,733,688
Social, Cultural, and Recreational Services	2,974,130	0	0	0	2,974,130
Agriculture and Natural Resources	1,214,268	0	0	0	1,214,268
Other Operations	6,958,264	0	0	77,694	7,035,958
Highways	0	0	0	11,588,376	11,588,376
Debt Service:					
Principal on Debt	0	34,147,592	0	0	34,147,592
Interest on Debt	0	18,454,719	0	0	18,454,719
Other Debt Service	0	355,031	0	0	355,031

(Continued)

Exhibit C-3

Rutherford County, Tennessee
Statement of Revenues, Expenditures,
and Changes in Fund Balances
Governmental Funds (Cont.)

	Major Funds			Nonmajor Funds	
	General	General Debt Service	Education Capital Projects	Other Govern-mental Funds	Total Governmental Funds
Expenditures (Cont.)					
Capital Projects	$ 0	$ 0	$ 44,586,283	$ 1,389,172	$ 45,975,455
Total Expenditures	$ 99,396,211	$ 53,992,075	$ 44,586,283	$ 37,108,032	$ 235,082,601
Excess (Deficiency) of Revenues Over Expenditures	$ 5,286,637	$ 2,779,429	$ (44,586,283)	$ (281,482)	$ (36,801,699)
Other Financing Sources (Uses)					
Bonds Issued	$ 0	$ 355,031	$ 40,324,969	$ 0	$ 40,680,000
Premiums on Debt Sold	0	0	3,817,154	0	3,817,154
Other Loans Issued	0	0	444,160	0	444,160
Insurance Recovery	152,447	0	0	61,264	213,711
Transfers In	677,944	199,015	0	830,000	1,706,959
Transfers Out	(830,000)	0	0	(249,015)	(1,079,015)
Total Other Financing Sources (Uses)	$ 391	$ 554,046	$ 44,586,283	$ 642,249	$ 45,782,969
Net Change in Fund Balances	$ 5,287,028	$ 3,333,475	$ 0	$ 360,767	$ 8,981,270
Fund Balance, July 1, 2018	45,025,907	49,358,710	0	35,336,427	129,721,044
Fund Balance, June 30, 2019	$ 50,312,935	$ 52,692,185	$ 0	$ 35,697,194	$ 138,702,314

The notes to the financial statements are an integral part of this statement.

Exhibit C-4

Rutherford County, Tennessee
Reconciliation of the Statement of Revenues, Expenditures, and Changes in Fund Balances of Governmental Funds to the Statement of Activities
For the Year Ended June 30, 2019

Amounts reported for governmental activities in the statement of activities (Exhibit B) are different because:		
Net change in fund balances - total governmental funds (Exhibit C-3)		$ 8,981,270
(1) Governmental funds report capital outlays as expenditures. However, in the statement of activities, the cost of these assets is allocated over their useful lives and reported as depreciation expense. The difference between capital outlays and depreciation is itemized as follows:		
Add: capital assets purchased in the current period	$ 4,539,137	
Less: current-year depreciation expense	(8,290,587)	(3,751,450)
(2) The net effect of various miscellaneous transactions involving capital assets (sales, trade-ins, and donations) is to increase net position.		
Add: assets donated and capitalized	$ 1,287,680	
Less: book value of capital assets disposed	(894,449)	393,231
(3) Revenues in the statement of activities that do not provide current financial resources are not reported as revenues in the funds.		
Add: deferred delinquent property taxes and other deferred June 30, 2019	$ 11,489,619	
Less: deferred delinquent property taxes and other deferred June 30, 2018	(11,522,980)	(33,361)
(4) The issuance of long-term debt (e.g. notes, bonds, leases) provides current financial resources to governmental funds, while the repayment of the principal of long-term debt consumes the current financial resources of governmental funds. Neither transaction, however, has any effect on net position. Also, governmental funds report the effect of premiums, discounts, and similar items when debt is first issued, whereas these amounts are deferred and amortized in the statement of activities. This amount is the effect of these differences in the treatment of long-term debt and related items:		
Add: principal payments on other loans	$ 463,752	
Add: principal payments on bonds	33,455,000	
Add: principal payments on capital leases	228,840	
Less: bond proceeds	(40,680,000)	
Less: loan proceeds	(444,160)	
Add: change in premium on debt issuances	266,792	
Less: contributions from the School Department for leases and loans	(692,592)	
Less: change in deferred amount on refunding debt	(1,754,848)	(9,157,216)
(5) Some expenses reported in the statement of activities do not require the use of current financial resources and therefore are not reported as expenditures in the governmental funds		
Change in accrued interest payable	$ (81,450)	
Change in landfill closure/postclosure care costs	153,234	
Change in other postemployment benefits liability	3,798,419	
Change in deferred outflows of resources related to OPEB	104,716	
Change in deferred inflows of resources related to OPEB	(4,608,109)	
Change in compensated absences payable	(246,518)	
Change in net pension asset	4,057,642	
Change in deferred outflows of resources related to pensions	(363,790)	
Change in deferred inflows of resources related to pensions	(1,306,666)	1,507,478
(6) Internal service funds are used by management to charge the cost of liability insurance, workers' compensation insurance, and employee health benefits to individual funds. The net expense of certain activities of the internal service funds is reported with governmental activities in the statement of activities.		5,082,030
Change in net position of governmental activities (Exhibit B)		$ 3,021,982

The notes to the financial statements are an integral part of this statement.

Exhibit C-5

Rutherford County, Tennessee
Statement of Revenues, Expenditures, and Changes
in Fund Balance - Actual (Budgetary Basis) and Budget
General Fund
For the Year Ended June 30, 2019

	Actual (GAAP Basis)	Less: Encumbrances 7/1/2018	Add: Encumbrances 6/30/2019	Actual Revenues/ Expenditures (Budgetary Basis)	Budgeted Amounts Original	Budgeted Amounts Final	Variance with Final Budget - Positive (Negative)
Revenues							
Local Taxes	$ 70,732,329	$ 0	$ 0	$ 70,732,329	$ 66,265,150	$ 70,229,448	$ 502,881
Licenses and Permits	2,583,798	0	0	2,583,798	2,350,000	2,485,625	98,173
Fines, Forfeitures, and Penalties	1,898,730	0	0	1,898,730	1,718,000	1,813,730	85,000
Charges for Current Services	2,567,675	0	0	2,567,675	2,744,800	2,539,300	28,375
Other Local Revenues	3,046,462	0	0	3,046,462	1,683,300	2,778,217	268,245
Fees Received From County Officials	11,773,667	0	0	11,773,667	10,295,000	10,820,710	952,957
State of Tennessee	9,058,873	0	0	9,058,873	7,451,162	8,612,654	446,219
Federal Government	1,250,064	0	0	1,250,064	678,888	1,774,059	(523,995)
Other Governments and Citizens Groups	1,771,250	0	0	1,771,250	1,785,000	1,787,179	(15,929)
Total Revenues	$ 104,682,848	$ 0	$ 0	$ 104,682,848	$ 94,971,300	$ 102,840,922	$ 1,841,926
Expenditures							
General Government							
County Commission	$ 329,950	$ 0	$ 0	$ 329,950	$ 261,242	$ 396,887	$ 66,937
Board of Equalization	23,598	0	0	23,598	55,390	55,390	31,792
Other Boards and Committees	0	0	0	0	0	1,000	1,000
County Mayor/Executive	587,525	(4,446)	34,074	617,153	642,517	692,392	75,239
Personnel Office	415,729	(6)	0	415,723	412,964	432,964	17,241
County Attorney	260,984	0	0	260,984	263,861	263,861	2,877
Election Commission	844,398	(3,008)	1,295	842,685	908,014	915,874	73,189
Register of Deeds	330,151	0	199	330,350	346,169	346,169	15,819
Planning	1,438,111	(505,423)	30,061	962,749	1,002,146	1,020,951	58,202
Codes Compliance	413	0	0	413	600	600	187
Geographical Information Systems	1,373,127	(414,540)	68,114	1,026,701	1,337,059	1,247,059	220,358
County Buildings	2,832,899	(272,933)	131,448	2,691,414	3,218,628	2,994,133	302,719
Other General Administration	282,237	(92)	237	282,382	305,341	305,341	22,959
Preservation of Records	166,763	0	30	166,793	180,467	180,467	13,674
Risk Management	1,493,807	(25)	0	1,493,782	1,549,497	1,589,927	96,145
Finance							
Accounting and Budgeting	1,196,443	0	0	1,196,443	1,256,595	1,257,350	60,907

(Continued)

Exhibit C-5

Rutherford County, Tennessee
Statement of Revenues, Expenditures, and Changes
in Fund Balance - Actual (Budgetary Basis) and Budget
General Fund (Cont.)

	Actual (GAAP Basis)	Less: Encumbrances 7/1/2018	Add: Encumbrances 6/30/2019	Actual Revenues/ Expenditures (Budgetary Basis)	Budgeted Amounts Original	Budgeted Amounts Final	Variance with Final Budget - Positive (Negative)
Expenditures (Cont.)							
Finance (Cont.)							
Property Assessor's Office	$ 1,144,255	$ (20)	$ 2,300	$ 1,146,535	$ 1,198,798	$ 1,217,798	$ 71,263
Reappraisal Program	940,690	0	0	940,690	1,163,990	1,154,990	214,300
County Trustee's Office	846,807	0	3,182	849,989	911,490	911,490	61,501
County Clerk's Office	911,422	(652)	454	911,224	982,860	982,860	71,636
Data Processing	3,194,645	(200,788)	181,217	3,175,074	3,260,912	3,359,527	184,453
Administration of Justice							
Circuit Court	1,271,981	(7,200)	0	1,264,781	1,317,060	1,492,320	227,539
Circuit Court Judge	270,814	0	0	270,814	327,814	327,814	57,000
General Sessions Court	1,902,890	0	1,988	1,904,878	1,970,478	1,984,118	79,240
Drug Court	1,231,867	(1,436)	8,924	1,239,355	1,436,133	1,511,933	272,578
Chancery Court	984,333	0	0	984,333	1,054,652	1,054,652	70,319
Juvenile Court	711,509	(2,871)	2,340	710,978	701,168	756,304	45,326
District Attorney General	167,977	0	0	167,977	181,457	181,457	13,480
Office of Public Defender	150,448	0	0	150,448	149,641	150,448	0
Other Administration of Justice	1,485,082	(536)	334	1,484,880	1,617,316	1,617,316	132,436
Probation Services	946,838	0	0	946,838	954,922	957,222	10,384
Victim Assistance Programs	235,099	(500)	0	234,599	252,741	252,741	18,142
Public Safety							
Sheriff's Department	23,976,215	(267,420)	228,360	23,937,155	25,371,279	25,665,236	1,728,081
Special Patrols	42,262	0	0	42,262	43,490	43,490	1,228
Traffic Control	8,990	0	0	8,990	20,000	20,000	11,010
Administration of the Sexual Offender Registry	72,673	(264)	150	72,559	75,724	75,724	3,165
Jail	18,040,584	(305,912)	214,972	17,949,644	18,790,989	18,798,491	848,847
Workhouse	4,091,328	(21,087)	20,783	4,091,024	4,272,670	4,347,255	256,231
Juvenile Services	2,693,512	(6,804)	892	2,687,600	2,861,167	2,861,167	173,567
Rural Fire Protection	4,187,278	(34,022)	159,725	4,312,981	3,851,093	4,646,540	333,559
Disaster Relief	1,088,715	(59,474)	89,913	1,119,154	1,113,001	1,241,902	122,748
Inspection and Regulation	998,271	(1,193)	0	997,078	1,024,466	1,051,856	54,778

(Continued)

Exhibit C-5

Rutherford County, Tennessee
Statement of Revenues, Expenditures, and Changes
in Fund Balance - Actual (Budgetary Basis) and Budget
General Fund (Cont.)

	Actual (GAAP Basis)	Less: Encumbrances 7/1/2018	Add: Encumbrances 6/30/2019	Actual Revenues/ Expenditures (Budgetary Basis)	Budgeted Amounts Original	Budgeted Amounts Final	Variance with Final Budget - Positive (Negative)
Expenditures (Cont.)							
Public Health and Welfare							
Local Health Center	$ 644,574	$ (7,039)	$ 5,510	$ 643,045	$ 691,338	$ 721,931	$ 78,886
Rabies and Animal Control	1,831,745	(1,224)	13,640	1,844,161	2,008,849	2,073,364	229,203
Dental Health Program	8,405	(870)	215	7,750	11,850	11,850	4,100
Alcohol and Drug Programs	7,000	0	0	7,000	0	7,053	53
Other Local Health Services	2,018,637	0	0	2,018,637	2,682,166	2,676,500	657,863
General Welfare Assistance	57,750	0	0	57,750	57,750	57,750	0
Sanitation Management	36,103	0	0	36,103	36,110	36,110	7
Other Public Health and Welfare	472,715	0	0	472,715	393,000	503,000	30,285
Social, Cultural, and Recreational Services							
Adult Activities	37,800	0	0	37,800	37,800	37,800	0
Libraries	1,700,000	0	0	1,700,000	1,700,000	1,700,000	0
Parks and Fair Boards	513,818	0	0	513,818	605,605	608,840	95,022
Other Social, Cultural, and Recreational	722,512	0	0	722,512	722,512	722,512	0
Agriculture and Natural Resources							
Agricultural Extension Service	895,059	0	0	895,059	785,519	895,059	0
Soil Conservation	111,904	0	0	111,904	112,049	112,099	195
Storm Water Management	207,305	(12,819)	331	194,817	222,944	292,599	97,782
Other Operations							
Tourism	740,410	0	0	740,410	766,850	766,850	26,440
Industrial Development	231,500	0	0	231,500	231,500	231,500	0
Other Economic and Community Development	0	0	0	0	0	500,000	500,000
Other Charges	301,797	(539)	1,278	302,536	324,126	325,190	22,654
Employee Benefits	1,574,137	0	0	1,574,137	887,000	1,659,545	85,408
Payments to Cities	1,996,524	0	0	1,996,524	2,010,000	2,010,000	13,476
Miscellaneous	2,113,896	0	0	2,113,896	2,135,000	2,231,400	117,504
Total Expenditures	$ 99,396,211	$ (2,133,143)	$ 1,201,966	$ 98,465,034	$ 103,067,769	$ 106,545,968	$ 8,080,934
Excess (Deficiency) of Revenues Over Expenditures	$ 5,286,637	$ 2,133,143	$ (1,201,966)	$ 6,217,814	$ (8,096,469)	$ (3,705,046)	$ 9,922,860

(Continued)

Exhibit C-5

Rutherford County, Tennessee
Statement of Revenues, Expenditures, and Changes
in Fund Balance - Actual (Budgetary Basis) and Budget
General Fund (Cont.)

	Actual (GAAP Basis)	Less: Encumbrances 7/1/2018	Add: Encumbrances 6/30/2019	Actual Revenues/ Expenditures (Budgetary Basis)	Budgeted Amounts Original	Budgeted Amounts Final	Variance with Final Budget - Positive (Negative)
Other Financing Sources (Uses)							
Insurance Recovery	$ 152,447	$ 0	$ 0	$ 152,447	$ 0	$ 147,510	$ 4,937
Transfers In	677,944	0	0	677,944	696,500	736,945	(59,001)
Transfers Out	(830,000)	0	0	(830,000)	0	(830,000)	0
Total Other Financing Sources	$ 391	$ 0	$ 0	$ 391	$ 696,500	$ 54,455	$ (54,064)
Net Change in Fund Balance	$ 5,287,028	$ 2,133,143	$ (1,201,966)	$ 6,218,205	$ (7,399,969)	$ (3,650,591)	$ 9,868,796
Fund Balance, July 1, 2018	45,025,907	(2,133,143)	0	42,892,764	38,597,871	38,597,871	4,294,893
Fund Balance, June 30, 2019	$ 50,312,935	$ 0	$ (1,201,966)	$ 49,110,969	$ 31,197,902	$ 34,947,280	$ 14,163,689

The notes to the financial statements are an integral part of this statement.

Exhibit D-1

Rutherford County, Tennessee
Statement of Net Position
Proprietary Funds
June 30, 2019

	Governmental Activities - Internal Service Funds
ASSETS	
Current Assets:	
Cash	$ 137,217
Equity in Pooled Cash and Investments	43,135,712
Cash with Paying Agent	1,737,000
Accounts Receivable	944,408
Due from Other Governments	29,125
Due from Fiduciary Funds	150,000
Total Assets	$ 46,133,462
LIABILITIES	
Current Liabilities:	
Accounts Payable	$ 301,873
Claims and Judgments Payable	10,574,139
Due to Component Units	778
Total Current Liabilities	$ 10,876,790
Noncurrent Liabilities:	
Claims and Judgments Payable	$ 2,901,785
Total Noncurrent Liabilities	$ 2,901,785
NET POSITION	
Unrestricted	$ 32,354,887
Total Net Position	$ 32,354,887

The notes to the financial statements are an integral part of this statement.

Exhibit D-2

Rutherford County, Tennessee
Statement of Revenues, Expenses, and Changes in Net Position
Proprietary Funds
For the Year Ended June 30, 2019

		Governmental Activities - Internal Service Funds
Operating Revenues		
Charges for Current Services:		
Self-Insurance Premiums/Contributions	$	67,277,024
Other Employee Benefits Charges/Contributions		2,557,173
Service Charges		600
Other Local Revenues:		
Retirees' Insurance Payments		6,394,315
Cobra Insurance Payments		210,991
Miscellaneous Refunds		350,000
State of Tennessee:		
On-Behalf Contributions for OPEB		175,812
Total Operating Revenues	$	76,965,915
Operating Expenses		
Employee Benefits:		
Handling Charges and Administrative Costs	$	2,881,948
Disability Insurance		543,080
Bank Charges		4,000
Consultants		114,940
Contracts with Private Agencies		3,152,352
Medical Claims		61,549,858
Premiums on Corporate Surety Bonds		7,500
Liability Claims		2,347,152
Other Self-Insured Claims		785,851
Other Charges		27,052
Total Operating Expenses	$	71,413,733
Operating Income (Loss)	$	5,552,182
Nonoperating Revenues (Expenses)		
Insurance Recovery	$	157,792
Total Nonoperating Revenues (Expenses)	$	157,792
Income (Loss) Before Transfers	$	5,709,974
Transfers Out		(627,944)
Change in Net Position	$	5,082,030
Net Position, July 1, 2018		27,272,857
Net Position, June 30, 2019	$	32,354,887

The notes to the financial statements are an integral part of this statement.

Exhibit D-3

Rutherford County, Tennessee
Statement of Cash Flows
Proprietary Funds
For the Year Ended June 30, 2019

	Governmental Activities - Internal Service Funds
Cash Flows from Operating Activities	
Receipts for Self-Insurance Premiums	$ 75,769,558
Payments to Suppliers	(6,762,635)
Claims Paid	(63,379,276)
Insurance Recovery	157,792
Other Receipts (Payments)	350,000
Net Cash Provided By (Used In) Operating Activities	$ 6,135,439
Cash Flows from Noncapital Financing Activities	
Transfers to Other Funds	$ (627,944)
Net Cash Provided By (Used In) Noncapital Financing Activities	$ (627,944)
Net Increase (Decrease) in Cash	$ 5,507,495
Cash, July 1, 2018	39,502,434
Cash, June 30, 2019	$ 45,009,929
Reconciliation of Operating Income (Loss) to Net Cash Provided By (Used In) Operating Activities	
Operating Income (Loss)	$ 5,552,182
Insurance Recovery	157,792
Adjustments to Reconcile Net Operating Income (Loss) to Net Cash Provided By (Used In) Operating Activities:	
Change in Assets and Liabilities:	
(Increase) Decrease in Accounts Receivable	(921,747)
(Increase) Decrease in Due from Other Governments	(14,675)
(Increase) Decrease in Due from Component Units	90,065
Increase (Decrease) in Accounts Payable	(32,541)
Increase (Decrease) in Claims and Judgments Payable	1,303,585
Increase (Decrease) in Due To Component Units	778
Net Cash Provided By (Used In) Operating Activities	$ 6,135,439
Reconciliation of Cash With Statement of Net Position	
Cash Per Net Position	$ 137,217
Equity in Pooled Cash and Investments Per Net Position	43,135,712
Cash with Paying Agent Per Net Position	1,737,000
Cash, June 30, 2019	$ 45,009,929

The notes to the financial statements are an integral part of this statement.

Exhibit E-1

Rutherford County, Tennessee
Statement of Fiduciary Net Position
Fiduciary Funds
June 30, 2019

	Other Employee Benefit Fund Flexible Benefits Fund	Agency Funds
ASSETS		
Cash	$ 247,263	$ 10,597,766
Equity in Pooled Cash and Investments	193,317	627,803
Cash with Paying Agents	55,445	0
Investments	0	7,603
Accounts Receivable	337	4,237
Due from Other Governments	0	14,174,330
Taxes Receivable	0	15,617,782
Allowance for Uncollectible Taxes	0	(782,057)
Total Assets	$ 496,362	$ 40,247,464
LIABILITIES		
Due to Other Taxing Units	$ 0	$ 29,220,351
Due to Joint Ventures	0	10,811
Due to Litigants, Heirs, and Others	0	11,016,302
Due to Other Funds	150,000	0
Total Liabilities	$ 150,000	$ 40,247,464
NET POSITION		
Amounts Held for Other Employee Benefits	$ 346,362	

The notes to the financial statements are an integral part of this statement.

Exhibit E-2

Rutherford County, Tennessee
Statement of Changes in Fiduciary Net Position
Fiduciary Fund
For the Year Ended June 30, 2019

	Other Employee Benefit Fund Flexible Benefits Fund
ADDITIONS	
Charges for Services:	
Other Employee Benefit Charges/Contributions	$ 1,394,399
Total Additions	$ 1,394,399
DEDUCTIONS	
Employee Benefits:	
Other Fringe Benefits	$ 1,347,382
Total Deductions	$ 1,347,382
Change in Net Position	$ 47,017
Net Position, July 1, 2018	299,345
Net Position, June 30, 2019	$ 346,362

The notes to the financial statements are an integral part of this statement.

RUTHERFORD COUNTY, TENNESSEE
Index of Notes to the Financial Statements

Note		Page(s)
I.	**Summary of Significant Accounting Policies**	
	A. Reporting Entity	63
	B. Government-wide and Fund Financial Statements	64
	C. Measurement Focus, Basis of Accounting, and Financial Statement Presentation	65
	D. Assets, Liabilities, Deferred Outflows/Inflows of Resources, and Net Position/Fund Balance	
	1. Deposits and Investments	68
	2. Receivables and Payables	69
	3. Inventories and Prepaid Items	70
	4. Restricted Assets	70
	5. Capital Assets	71
	6. Deferred Outflows/Inflows of Resources	72
	7. Compensated Absences	72
	8. Long-term Debt and Long-term Obligations	73
	9. Net Position and Fund Balance	73
	10. Minimum Fund Balance Policy	75
	E. Pension Plans	75
	F. Other Postemployment Benefits (OPEB) Plan	76
II.	**Reconciliation of Government-wide and Fund Financial Statements**	
	A. Explanation of Certain Differences Between the Governmental Fund Balance Sheet and the Government-wide Statement of Net Position	77
	B. Explanation of Certain Differences Between the Governmental Fund Statement of Revenues, Expenditures, and Changes in Fund Balances and the Government-wide Statement of Activities	77
III.	**Stewardship, Compliance, and Accountability**	
	Budgetary Information	78
IV.	**Detailed Notes on All Funds**	
	A. Deposits and Investments	79
	B. Notes Receivable	85
	C. Capital Assets	86
	D. Construction Commitments	88
	E. Interfund Receivables, Payables, and Transfers	88
	F. Capital Leases	90
	G. Long-term Debt	91
	H. Long-term Obligations	94
	I. Donor Restricted Endowments	96
V.	**Other Information**	
	A. Risk Management	96
	B. Accounting Changes	98
	C. Contingent Liabilities	99
	D. Changes in Administration	99
	E. Landfill Closure/Postclosure Care Costs	100
	F. Joint Ventures	100

RUTHERFORD COUNTY, TENNESSEE
Index of Notes to the Financial Statements (Cont.)

Note		Page(s)
V.	**Other Information (Cont.)**	
	G. Retirement Commitments	
	1. Tennessee Consolidated Retirement System (TCRS)	102
	2. Deferred Compensation	121
	H. Other Postemployment Benefits (OPEB)	121
	I. Office of Central Accounting and Budgeting	131
	J. Purchasing Laws	132
	K. Subsequent Events	132
VI.	**Other Notes - Discretely Presented Community Care of Rutherford County, Inc.**	132
VII.	**Other Notes - Discretely Presented Rutherford County Emergency Communications District**	150

I. SUMMARY OF SIGNIFICANT ACCOUNTING POLICIES

Rutherford County's financial statements are presented in accordance with generally accepted accounting principles (GAAP). The Governmental Accounting Standards Board (GASB) is responsible for establishing GAAP for state and local governments.

The following are the more significant accounting policies of Rutherford County:

A. Reporting Entity

Rutherford County is a public municipal corporation governed by an elected 21-member board. As required by GAAP, these financial statements present Rutherford County (the primary government) and its component units. The component units discussed below are included in the county's reporting entity because of the significance of their operational or financial relationships with the county.

Discretely Presented Component Units – The following entities meet the criteria for discretely presented component units of the county. They are reported in separate columns in the government-wide financial statements to emphasize that they are legally separate from the county.

The Rutherford County School Department operates the public school system in the county, and the voters of Rutherford County elect its board. The School Department is fiscally dependent on the county because it may not issue debt, and its budget and property tax levy are subject to the county commission's approval. The School Department's taxes are levied under the taxing authority of the county and are included as part of the county's total tax levy.

Community Care of Rutherford County, Inc., provides nursing care to the citizens of Rutherford County, and the Rutherford County Commission appoints its governing body. Patient charges provide the majority of the revenues for the entity. Before the issuance of debt instruments, the entity must obtain the County Commission's approval.

The Rutherford County Emergency Communications District provides a simplified means of securing emergency services through a uniform emergency number for the residents of Rutherford County, and the Rutherford County Commission appoints its governing body. The district is funded primarily through a service charge levied on telephone services. Before the issuance of most debt instruments, the district must obtain the County Commission's approval.

The Rutherford County School Department does not issue separate financial statements from those of the county. Therefore, basic financial statements of the School Department are included in this report as listed in the table of contents. Complete financial statements of the Community Care of Rutherford County, Inc., and the Rutherford County Emergency Communications District can be obtained from their administrative offices at the following addresses:

Administrative Offices:

Community Care of
Rutherford County, Inc.
901 East County Farm Road
Murfreesboro, TN 37127

Rutherford County Emergency
Communications District
591 Fortress Boulevard
Murfreesboro, TN 37128

Related Organization – The Public Building Authority of Rutherford County and Rutherford County Industrial Development Board are related organizations of Rutherford County. The county's officials are responsible for appointing the members of the boards, but the county's accountability for these organizations does not extend beyond making the appointments.

B. Government-wide and Fund Financial Statements

The government-wide financial statements (i.e., the Statement of Net Position and the Statement of Activities) report information on all of the nonfiduciary activities of the primary government and its component units. For the most part, the effect of interfund activity has been removed from these statements. However, when applicable, interfund services provided and used between functions are not eliminated in the process of consolidation in the Statement of Activities. Governmental activities are normally supported by taxes and intergovernmental revenues. Business-type activities, which rely to a significant extent on fees and charges, are required to be reported separately from governmental activities in government-wide financial statements. However, the primary government of Rutherford County does not have any business-type activities to report. Likewise, the primary government is reported separately from certain legally separate component units for which the primary government is financially accountable. The Rutherford County School Department component unit only reports governmental activities in the government-wide financial statements.

The Statement of Activities demonstrates the degree to which the direct expenses of a given function are offset by program revenues. Direct expenses are those that are clearly identifiable with a specific function. Program revenues include (1) charges to customers or applicants who purchase, use, or directly benefit from goods, services, or privileges provided by a given

function and (2) grants and contributions that are restricted to meeting the operational or capital requirements of a particular function. Taxes and other items not properly included among program revenues are reported instead as general revenues.

Rutherford County issues all debt for the discretely presented Rutherford County School Department. Net debt issues totaling $44,586,283 were contributed by the county to the School Department during the year ended June 30, 2019.

Separate financial statements are provided for governmental funds, proprietary funds (internal service), and fiduciary funds. The internal service funds are reported with the governmental activities in the government-wide financial statements, and the fiduciary funds are excluded from the government-wide financial statements. Major individual governmental funds are reported as separate columns in the fund financial statements.

C. Measurement Focus, Basis of Accounting, and Financial Statement Presentation

The government-wide financial statements are reported using the economic resources measurement focus and the accrual basis of accounting, as are the proprietary funds and fiduciary funds financial statements, except for agency funds, which have no measurement focus. Revenues are recorded when earned, and expenses are recorded when a liability is incurred, regardless of the timing of related cash flows. Property taxes are recognized as revenues in the year for which they are levied. Grants and similar items are recognized as revenue as soon as all eligibility requirements imposed by the provider have been met.

Fund financial statements of Rutherford County are organized into funds, each of which is considered to be a separate accounting entity. Each fund is accounted for by providing a separate set of self-balancing accounts that constitute its assets, deferred outflow of resources, liabilities, deferred inflow of resources, fund equity, revenues, and expenditures/expenses. Funds are organized into three major categories: governmental, proprietary, and fiduciary. An emphasis is placed on major funds within the governmental category. Rutherford County reports three proprietary funds (internal service funds). It has no enterprise funds to report.

Separate financial statements are provided for governmental funds, proprietary funds, and fiduciary funds. Major individual governmental funds are reported as separate columns in the fund financial statements. All other governmental funds are aggregated into a single column on the fund financial statements. The internal service funds and the fiduciary funds in total are reported in single columns by fund type.

Governmental fund financial statements are reported using the current financial resources measurement focus and the modified accrual basis of

accounting. Revenues are recognized as soon as they become both measurable and available. Revenues are considered to be available when they are collectible within the current period or soon enough thereafter to pay liabilities of the current period. For this purpose, the county considers revenues other than grants to be available if they are collected within 30 days after year-end. Grants and similar items are recognized as revenue as soon as all eligibility requirements imposed by the provider have been met and the revenues are available. Rutherford County considers grants and similar revenues to be available if they are collected within 60 days after year-end.

Expenditures are generally recognized under the modified accrual basis of accounting when the related fund liability is incurred. Principal and interest on long-term debt are recognized as fund liabilities when due or when amounts have been accumulated in the General Debt Service Fund for payments to be made early in the following year.

Property taxes for the period levied, in-lieu-of tax payments, sales taxes, interest, and miscellaneous taxes are all considered to be susceptible to accrual and have been recognized as revenues of the current period. Applicable business taxes, litigation taxes, state-shared excise taxes, fines, forfeitures, and penalties are not susceptible to accrual since they are not measurable (reasonably estimable). All other revenue items are considered to be measurable and available only when the county receives cash.

Proprietary funds and fiduciary funds financial statements are reported using the economic resources measurement focus, except for agency funds, which have no measurement focus, and the accrual basis of accounting. Revenues are recognized when earned, and expenses are recorded when a liability is incurred, regardless of the timing of related cash flows. Grants and similar items are recognized as revenue as soon as all eligibility requirements imposed by the provider have been met.

Rutherford County reports the following major governmental funds:

> **General Fund** – This is the county's primary operating fund. It accounts for all financial resources of the general government, except those required to be accounted for in another fund.
>
> **General Debt Service Fund** – This fund accounts for the resources accumulated and payments made for principal and interest on long-term general obligation debt of governmental funds.
>
> **Education Capital Projects Fund** – This fund accounts for debt issued by Rutherford County that is subsequently contributed to the discretely presented Rutherford County School Department for construction and renovation projects.

Additionally, Rutherford County reports the following fund types:

Special Revenue Funds – These funds account for and report the proceeds of specific revenue sources that are restricted or committed to expenditure for specified purposes other than debt service or capital projects.

Internal Service Funds – The Self-Insurance, Employee Insurance - Health, and Workers' Compensation funds are used to account for the county's self-insured general liability, health, and workers' compensation programs. Premiums charged to the various county funds/component units/joint venture and employee payroll deductions are placed in these funds for the payment of claims.

Other Employee Benefit Trust Fund – The Flexible Benefits Fund is used to account for operations of the flexible benefits program for Rutherford County employees.

Agency Funds – These funds account for amounts collected in an agency capacity by the constitutional officers, local sales taxes received by the state to be forwarded to the various cities in Rutherford County, property taxes for the City of Smyrna, the city school system's share of educational revenues, restricted revenues held for the benefit of the Office of District Attorney General, and assets held in a custodial capacity for a regional planning agency. Agency funds are custodial in nature (assets equal liabilities) and do not involve measurement of results of operations. They do, however, use the accrual basis of accounting to recognize receivables and payables.

The discretely presented Rutherford County School Department reports the following major governmental funds:

General Purpose School Fund – This fund is the primary operating fund for the School Department. It is used to account for general operations of the School Department.

Other Capital Projects Fund – This fund is used to account for the receipt of debt issued by Rutherford County and contributed to the School Department for building construction and renovations.

Additionally, the Rutherford County School Department reports the following fund type:

Special Revenue Funds – These funds account for and report the proceeds of specific revenue sources that are restricted or committed to expenditure for specified purposes other than debt service or capital projects.

Amounts reported as program revenues include (1) charges to customers or applicants for goods, services, or privileges provided; (2) operating grants and

contributions; and (3) capital grants and contributions. Internally dedicated resources are reported as general revenues rather than as program revenues. Likewise, general revenues include all taxes.

Proprietary funds distinguish operating revenues and expenses from nonoperating items. The county has three proprietary funds, internal service funds used to account for self-insured liability, employees' health insurance, and workers' compensation programs. Operating revenues and expenses generally result from providing services in connection with the funds' principal ongoing operations. The principal operating revenues of the county's internal service funds are charges for services. Operating expenses for the internal service funds include administrative expenses, liability insurance claims, and employee benefits.

D. Assets, Liabilities, Deferred Outflows/Inflows of Resources, and Net Position/Fund Balance

1. Deposits and Investments

For purposes of the Statement of Cash Flows, cash includes demand deposits, cash on deposit with the county trustee, and cash on deposit with a paying agent.

State statutes authorize the government to make direct investments in bonds, notes, or treasury bills of the U.S. government and obligations guaranteed by the U.S. government or any of its agencies; deposit accounts at state and federal chartered banks and savings and loan associations; repurchase agreements; the State Treasurer's Investment Pool; bonds of any state or political subdivision rated A or higher by any nationally recognized rating service; nonconvertible debt securities of certain federal government sponsored enterprises; and the county's own legally issued bonds or notes.

The county trustee maintains a cash and internal investment pool that is used by all funds and the discretely presented Rutherford County School Department. Each fund's portion of this pool is displayed on the balance sheets or statements of net position as Equity in Pooled Cash and Investments. Most income from these pooled investments is assigned to the General, General Debt Service, and General Purpose School funds. In addition, an investment is held separately by the Constitutional Officers - Agency Fund. Rutherford County and the School Department have adopted a policy of reporting U.S. Treasury obligations, U.S. agency obligations, and repurchase agreements with maturities of one year or less when purchased on the balance sheet at amortized cost. Certificates of deposit are reported at cost.

Investments in the State Treasurer's Investment Pool are reported at amortized cost using a stable net asset value. The primary oversight

responsibility for the investments and operations of the State Treasurer's Investment Pool rests with the Funding Board of the State of Tennessee (Funding Board). The Funding Board has established an investment policy that is administered by the state treasurer. These polices were designed to comply with generally accepted accounting principles. In addition, state statutes require the state treasurer to administer the pool under the same terms and conditions, including collateral requirements, as prescribed for other funds invested by the state treasurer. Compliance with Funding Board polices is audited by the Tennessee Comptroller of the Treasury, Division of State Audit. The latest audit opinion issued by the Division of State Audit concluded that the State Treasurer's Investment Pooled complied with accounting principles generally accepted in the United State of America.

All other investments are reported at fair value. No investments required to be reported at fair value were held at the balance sheet date.

2. Receivables and Payables

Activity between funds that is representative of lending/borrowing arrangements outstanding at the end of the fiscal year is referred to as either due to/from other funds (i.e., the current portion of interfund loans) or advances to/from other funds (i.e., the non-current portion of interfund loans). All other outstanding balances between funds are reported as due to/from other funds.

Accounts receivable in the General Fund include $7,461,090 of payments in-lieu-of property taxes for certain local businesses. Since the receivable is recognized before the period of revenue recognition, the entire amount of the receivable is reported as a deferred inflow of resources as of June 30.

All ambulance and property taxes receivable are shown with an allowance for uncollectibles. Ambulance receivables allowance for uncollectibles is based on historical collection data. The allowance for uncollectible property taxes is equal to one percent of total taxes levied.

Property taxes receivable are recognized as of the date an enforceable legal claim to the taxable property arises. This date is January 1 and is referred to as the lien date. However, revenues from property taxes are recognized in the period for which the taxes are levied, which is the ensuing fiscal year. Since the receivable is recognized before the period of revenue recognition, the entire amount of the receivable, less an estimated allowance for uncollectible taxes, is reported as a deferred inflow of resources as of June 30.

Property taxes receivable are also reported as of June 30 for the taxes that are levied, collected, and reported as revenue during the current fiscal year. These property taxes receivable are presented on the balance sheet as a deferred inflow of resources to reflect amounts not available as of June 30. Property taxes collected within 30 days of year-end are considered available and accrued. The allowance for uncollectible taxes represents the estimated amount of the receivable that will be filed in court for collection. Delinquent taxes filed in court for collection are not included in taxes receivable since they are neither measurable nor available.

Property taxes are levied as of the first Monday in October. Taxes become delinquent and begin accumulating interest and penalty the following March 1. Suit must be filed in Chancery Court between the following February 1 to April 1 for any remaining unpaid taxes. Additional costs attach to delinquent taxes after a court suit has been filed.

Most payables are disaggregated on the face of the financial statements. Current liabilities payable from restricted assets reflected in the primary government funds represent deposits placed with Rutherford County for building codes certificates of occupancy $77,515, deposits in-lieu-of bonds for developments $2,228,597, agricultural facilities rentals $31,155, agricultural token sales program $7,703, and animal adoption fees $1,330.

3. Inventories and Prepaid Items

Inventories of the discretely presented Rutherford County School Department are recorded at cost, determined on the first-in, first-out method. Inventories of governmental funds are recorded as expenditures when consumed rather than when purchased. Inventories are offset in the nonspendable fund balance account in governmental funds.

Certain payments to vendors reflect costs applicable to future accounting periods and are recorded as prepaid items in both the government-wide and fund financial statements. The cost of prepaid items is recorded as an expenditure when consumed rather than when purchased. Prepaids are offset in the nonspendable fund balance account in governmental funds.

4. Restricted Assets

Restricted assets also consist of amounts held in a pension stabilization trust by the Tennessee Consolidated Retirement System (TCRS) for the benefit of the discretely presented Rutherford County School Department's Teacher Retirement Plan. The purpose of this trust is to accumulate funds to provide stabilization (smoothing) of

retirement costs to the school system in times of fluctuating investment returns and market downturns. These funds are held and invested by TCRS pursuant to an irrevocable agreement and may only be used for the benefit of the Rutherford County School Department to fund retirement benefits upon approval of the TCRS Board of Directors. To date, the Rutherford County School Department has not withdrawn any funds from the trust to pay pension cost. Trust documents provide that the funds are not subject to the claims of general creditors of the School Department.

5. Capital Assets

Governmental funds do not capitalize the cost of capital outlays; these funds report capital outlays as expenditures upon acquisition.

Capital assets, which include property, plant, equipment, and infrastructure assets (e.g., roads, bridges, and similar items), and intangibles (e.g., easements, computer software, and similar items), are reported in the governmental column in the government-wide financial statements. Capital assets are defined by the government as assets with an initial, individual cost of $10,000 (infrastructure $50,000 and intangible $25,000) or more and an estimated useful life of more than two years. Such assets are recorded at historical cost or estimated historical cost if purchased or constructed. Donated capital assets are recorded at acquisition value at the date of donation.

The costs of normal maintenance and repairs that do not add to the value of the asset or materially extend assets' lives are not capitalized.

Major outlays for capital assets and improvements are capitalized as projects are constructed.

Property, plant, equipment, infrastructure, and intangible assets of the primary government and the discretely presented School Department are depreciated using the straight-line method over the following estimated useful lives:

Assets	Years
Buildings and Improvements	50
Other Capital Assets	6 - 20
Infrastructure:	
Roads	75
Bridges	50
Intangibles	2 - 15

6. Deferred Outflows/Inflows of Resources

In addition to assets, the Statement of Net Position will sometimes report a separate section for deferred outflows of resources. This separate financial statement element, deferred outflows of resources, represents a consumption of net position that applies to a future period(s) and so will not be recognized as an outflow of resources (expense/expenditure) until then. The government has items that qualify for reporting in this category. Accordingly, the items are reported in the government-wide Statement of Net Position and the governmental funds balance sheet. These items are for deferred amount on refunding, pension changes in experience, pension changes in proportionate share of contributions, pension changes in assumptions, employer contributions made to the pension plan after the measurement date, and OPEB benefits paid after the measurement date.

In addition to liabilities, the Statement of Net Position will sometimes report a separate section for deferred inflows of resources. This separate financial statement element, deferred inflows of resources, represents an acquisition of net position that applies to a future period(s) and so will not be recognized as an inflow of resources (revenue) until that time. The government has items that qualify for reporting in this category. Accordingly, the items are reported in the government-wide Statement of Net Position and the governmental funds balance sheet. These revenues are from the following sources: current property taxes, pension changes in experience, pension changes in investment earnings, pension changes in proportionate share of contributions, OPEB changes in experience, and OPEB changes in assumptions. These amounts are deferred and recognized as an inflow of resources in the period that the amounts become available.

7. Compensated Absences

The county's and the School Department's policies permit employees to accumulate earned but unused vacation and sick pay benefits. There is no liability for unpaid accumulated sick leave since their policies do not pay any amounts when employees separate from service with the government. All vacation pay is accrued when incurred in the government-wide financial statements for the county and the discretely presented School Department. A liability for vacation pay is reported in governmental funds only if amounts have matured, for example, as a result of employee resignations and retirements.

8. Long-term Debt and Long-term Obligations

In the government-wide financial statements and the proprietary fund type in the fund financial statements, long-term debt and other long-term obligations are reported as liabilities in the applicable governmental activities or proprietary fund type Statement of Net Position. Debt premiums and discounts are deferred and amortized over the life of the new debt using the straight-line method. Debt issuance costs are expensed in the period incurred. In refunding transactions, the difference between the reacquisition price and the net carrying amount of the old debt is reported as a deferred outflow of resources or a deferred inflow of resources and recognized as a component of interest expense in a systematic and rational manner over the remaining life of the refunded debt or the life of the new debt issued, whichever is shorter.

In the fund financial statements, governmental funds recognize debt premiums and discounts, as well as debt issuance costs, during the current period. The face amount of debt issued is reported as other financing sources. Premiums received on debt issuances are reported as other financing sources, while discounts on debt issuances are reported as other financing uses. Issuance costs, whether or not withheld from the actual debt proceeds received, are reported as debt service expenditures.

Only the matured portion (the portion that has come due for payment) of long-term indebtedness, including bonds payable, is recognized as a liability and expenditure in the governmental fund financial statements. Liabilities and expenditures for other long-term obligations, including compensated absences, claims and judgments, other postemployment benefits, and landfill closure/postclosure care costs are recognized to the extent that the liabilities have matured (come due for payment) each period.

9. Net Position and Fund Balance

In the government-wide financial statements and the proprietary funds in the fund financial statements, equity is classified as net position and displayed in three components:

a. Net investment in capital assets – Consists of capital assets, including restricted capital assets, net of accumulated depreciation and reduced by the outstanding balances of any bonds, notes, or other borrowings that are attributable to the acquisition, construction, or improvement of those assets.

b. Restricted net position – Consists of net position with constraints placed on the use either by (1) external groups such as creditors,

grantors, contributors, or laws or regulations of other governments or (2) law through constitutional provisions or enabling legislation.

c. Unrestricted net position – All other net position that does not meet the definition of restricted or net investment in capital assets.

The government-wide Statement of Net Position reports $18,238,183 of restricted net position for the primary government, of which $3,232,089 is restricted by enabling legislation.

As of June 30, 2019, Rutherford County had $372,438,858 in outstanding debt for capital purposes for the discretely presented Rutherford County School Department. In accordance with state statutes, certain county school debt proceeds must be shared with other public school systems in the county (Murfreesboro City School District) based on an average daily attendance proration. This debt is a liability of Rutherford County, but the capital assets acquired are reported in the financial statements of the Rutherford County School Department and Murfreesboro City School District. Therefore, Rutherford County has incurred a liability significantly decreasing its unrestricted net position with no corresponding increase in the county's capital assets.

It is the county's policy to use restricted amounts first when expenditures are incurred for purposes for which both restricted and unrestricted (committed, assigned, or unassigned) amounts are available. Also, it is the county's policy to use committed amounts first, followed by assigned amounts, and then unassigned amounts when expenditures are incurred for purposes which could be used in any of the unrestricted fund balance classifications.

In the fund financial statements, governmental funds report fund balance in classifications that comprise a hierarchy based primarily on the extent to which the government is bound to honor constraints on the specific purposes for which amounts in these funds can be spent. These classifications may consist of the following:

Nonspendable Fund Balance – includes amounts that cannot be spent because they are either (a) not in spendable form or (b) legally or contractually required to be maintained intact.

Restricted Fund Balance – includes amounts that have constraints placed on the use of the resources that are either (a) externally imposed by creditors, grantors, contributors or laws and regulations of other governments or (b) imposed by law through constitutional provisions or enabling legislation. At June 30, 2019, the most significant restriction of fund balance is for pensions.

Committed Fund Balance – includes amounts that can only be used for specific purposes pursuant to constraints imposed by formal resolutions of the County Commission, the county's highest level of decision-making authority and the Board of Education, the School Department's highest level of decision-making authority, and shall remain binding unless removed in the same manner.

Assigned Fund Balance – includes amounts that are constrained by the county's intent to be used for specific purposes but are neither restricted nor committed (excluding stabilization arrangements). The County Commission has by resolution authorized the county's Budget/Finance Committee to make assignments for the general government. The Board of Education makes assignments by resolution for the School Department. At June 30, 2019, the most significant assignment of fund balance is $50,871,400 for the retirement of debt.

Unassigned Fund Balance – the residual classification of the General and General Purpose School funds. This classification represents fund balance that has not been assigned to other funds and that has not been restricted, committed, or assigned to specific purposes within the General and General Purpose School funds.

10. Minimum Fund Balance Policy

To provide management with appropriate guidelines and direction to assist in making sound decisions related to managing the fund balance of certain governmental funds, the following minimum fund balance policy exists and consists of the sum of committed, assigned, and unassigned fund balances:

General Fund – 15 percent of subsequent year appropriations.
General Debt Service Fund – fund balance adequate to meet (1) cash flow needs, (2) budgeting contingencies, (3) emergency contingencies, (4) variable rate volatility contingencies, and (5) future forecasted needs.

E. Pension Plans

Primary Government

For purposes of measuring the net pension liability, deferred outflows of resources and deferred inflows of resources related to pensions, and pension expense, information about the fiduciary net position of Rutherford County's participation in the Public Employee Retirement Plan of the Tennessee Consolidated Retirement System (TCRS), and additions to/deductions from

Rutherford County's fiduciary net position have been determined on the same basis as they are reported by the TCRS for the Public Employee Retirement Plan. For this purpose, benefits (including refunds of employee contributions) are recognized when due and payable in accordance with the benefit terms of the Public Employee Retirement Plan of TCRS. Investments are reported at fair value.

Discretely Presented Rutherford County School Department

For purposes of measuring the net pension liability, deferred outflows of resources and deferred inflows of resources related to pensions, and pension expense, information about the fiduciary net position of the Teacher Retirement Plan and the Teacher Legacy Pension Plan in the Tennessee Consolidated Retirement System, and additions to/deductions from fiduciary net position have been determined on the same basis as they are reported by the TCRS. For this purpose, benefits (including refunds of employee contributions) are recognized when due and payable in accordance with the benefit terms of the Teacher Retirement Plan and the Teacher Legacy Pension Plan. Investments are reported at fair value.

F. Other Postemployment Benefit (OPEB) Plans

Primary Government

Rutherford County, the Smyrna-Rutherford County Airport (a joint venture), and the discretely presented Rutherford County School Department, Community Care of Rutherford County, Inc., and the Rutherford County Emergency Communications District (component units) provide OPEB benefits to their retirees through a single commercial insurance plan administered by Cigna Insurance Company. For reporting purposes, the plan is considered a single-employer defined benefit OPEB plan based on criteria in Statement No. 75 of the Governmental Accounting Standards Board (GASB). For purposes of measuring the net OPEB liability, deferred outflows of resources and deferred inflows of resources related to OPEB, and OPEB expense, have been determined on the same basis as they are reported by Rutherford County. For this purpose, Rutherford County recognizes benefit payments when due and payable in accordance with benefit terms. Rutherford County's OPEB plan is not administered through a trust.

Discretely Presented Rutherford County School Department

Rutherford County, the Smyrna-Rutherford County Airport (a joint venture), and the discretely presented Rutherford County School Department, Community Care of Rutherford County, Inc., and the Rutherford County Emergency Communications District (component units) provide OPEB benefits to their retirees through a single commercial insurance plan administered by Cigna Insurance Company. For reporting purposes, the plan is considered a single-employer defined benefit OPEB plan based on criteria in Statement No. 75 of the Governmental Accounting Standards Board

(GASB). For purposes of measuring the net OPEB liability, deferred outflows of resources and deferred inflows of resources related to OPEB, and OPEB expense, have been determined on the same basis as they are reported by the discretely presented Rutherford County School Department. For this purpose, the School Department recognizes benefit payments when due and payable in accordance with benefit terms. The School Department's OPEB plan is not administered through a trust.

II. RECONCILIATION OF GOVERNMENT-WIDE AND FUND FINANCIAL STATEMENTS

A. Explanation of certain differences between the governmental fund balance sheet and the government-wide Statement of Net Position

Primary Government

Exhibit C-2 includes explanations of the nature of individual elements of items required to reconcile the balance sheet of governmental funds with the government-wide Statement of Net Position.

Discretely Presented Rutherford County School Department

Exhibit K-3 includes explanations of the nature of individual elements of items required to reconcile the balance sheet of governmental funds with the government-wide Statement of Net Position.

B. Explanation of certain differences between the governmental fund Statement of Revenues, Expenditures, and Changes in Fund Balances and the government-wide Statement of Activities

Primary Government

Exhibit C-4 includes explanations of the nature of individual elements of items required to reconcile the net change in fund balances – total governmental funds with the change in net position of governmental activities reported in the government-wide Statement of Activities.

Discretely Presented Rutherford County School Department

Exhibit K-5 includes explanations of the nature of individual elements of items required to reconcile the net change in fund balances – total governmental funds with the change in net position of governmental activities reported in the government-wide Statement of Activities.

III. STEWARDSHIP, COMPLIANCE, AND ACCOUNTABILITY

Budgetary Information

Annual budgets are adopted on a basis consistent with generally accepted accounting principles (GAAP) for all governmental funds except the Constitutional Officers – Fees Fund (special revenue fund), which is not budgeted, and the primary government's General Capital Projects Fund and the School Department's Other Capital Projects Fund, which adopt project length budgets. All annual appropriations lapse at fiscal year end.

The county is required by state statute to adopt annual budgets. Annual budgets are prepared on the basis in which current available funds must be sufficient to meet current expenditures. Expenditures and encumbrances may not legally exceed appropriations authorized by the county commission and any authorized revisions. Unencumbered appropriations lapse at the end of each fiscal year.

The budgetary level of control is at the major category level established by the County Uniform Chart of Accounts, as prescribed by the Comptroller of the Treasury of the State of Tennessee. Major categories are at the department level (examples of General Fund major categories: County Commission, Board of Equalization, Other Boards and Committees, and County Mayor/Executive, etc.). Management may make revisions within major categories, but only the county commission may transfer appropriations between major categories. During the year, several supplementary appropriations were necessary.

The county's budgetary basis of accounting is consistent with GAAP, except instances in which encumbrances are treated as budgeted expenditures. The difference between the budgetary basis and the GAAP basis is presented on the face of each budgetary schedule.

At June 30, 2019, Rutherford County and the Rutherford County School Department reported the following encumbrances:

Funds		Amount
Primary Government:		
General	$	1,201,966
Nonmajor Governmental		208,537
Total	$	1,410,503
School Department:		
General Purpose School	$	4,026,397
Nonmajor Governmental		3,011,924
Total	$	7,038,321

IV. DETAILED NOTES ON ALL FUNDS

A. Deposits and Investments

Rutherford County and the Rutherford County School Department participate in an internal cash and investment pool through the Office of Trustee. The county trustee is the treasurer of the county and in this capacity is responsible for receiving, disbursing, depositing, and investing most county funds. Each fund's portion of this pool is displayed on the balance sheets or statements of net position as Equity in Pooled Cash and Investments. Cash and investments reflected on the balance sheets or statements of net position represent nonpooled amounts held separately by individual funds.

Deposits

Legal Provisions. All deposits with financial institutions must be secured by one of two methods. One method involves financial institutions that participate in the bank collateral pool administered by the state treasurer. Participating banks determine the aggregate balance of their public fund accounts for the State of Tennessee and its political subdivisions. The amount of collateral required to secure these public deposits must equal at least 105 percent of the average daily balance of public deposits held. Collateral securities required to be pledged by the participating banks to protect their public fund accounts are pledged to the state treasurer on behalf of the bank collateral pool. The securities pledged to protect these accounts are pledged in the aggregate rather than against each account. The members of the pool may be required by agreement to pay an assessment to cover any deficiency. Under this additional assessment agreement, public fund accounts covered by the pool are considered to be insured for purposes of credit risk disclosure.

For deposits with financial institutions that do not participate in the bank collateral pool, state statutes require that all deposits be collateralized with collateral whose market value is equal to 105 percent of the uninsured amount of the deposits. The collateral must be placed by the depository bank in an escrow account in a second bank for the benefit of the county.

Investments

Legal Provisions. Counties are authorized to make direct investments in bonds, notes, or treasury bills of the U.S. government and obligations guaranteed by the U.S. government or any of its agencies; deposits at state and federal chartered banks and savings and loan associations; bonds of any state or political subdivision rated A or higher by any nationally recognized rating service; nonconvertible debt securities of certain federal government sponsored enterprises; and the county's own legally issued bonds or notes. These investments may not have a maturity greater than two years. The county may make investments with longer maturities if various restrictions set out in state law are followed. Counties are also authorized to make investments in the State Treasurer's Investment Pool and in repurchase

agreements. Repurchase agreements must be approved by the state Comptroller's Office and executed in accordance with procedures established by the State Funding Board. Securities purchased under a repurchase agreement must be obligations of the U.S. government or obligations guaranteed by the U.S. government or any of its agencies. When repurchase agreements are executed, the purchase of the securities must be priced at least two percent below the fair value of the securities on the day of purchase.

Investment Balances. As of June 30, 2019, Rutherford County had the following investments carried at amortized cost using a Stable Net Asset Value. All investments are in the State Treasurer's Investment Pool. Separate disclosures concerning pooled investments cannot be made for Rutherford County and the discretely presented Rutherford County School Department since both pool their deposits and investments through the county trustee.

Nonpooled investments in the Constitutional Officers – Agency Fund are by court order and at the request of a litigant. These investments do not expose the county to any risk; therefore, further disclosure is not required.

Investment	Weighted Average Maturity (days)	Maturities	Amortized Cost
Nonpooled:			
Constitutional Officers - Agency Fund:			
Clerk and Master:			
State Treasurer's Investment Pool	1 to 86	N/A	$ 7,603

Interest Rate Risk. Interest rate risk is the risk that changes in interest rates will adversely affect the fair value of an investment. State statutes limit the maturities of certain investments as previously disclosed. Rutherford County does not have a formal investment policy that limits investment maturities as a means of managing its exposure to fair value losses arising from increasing interest rates.

Credit Risk. Credit risk is the risk that an issuer or other counterparty to an investment will not fulfill its obligations. State statutes limit the ratings of certain investments as previously explained. Rutherford County has an investment policy that further limits its investment choices. The policy limits the trustee's investments to collateralized certificates of deposit, U.S. Treasury Bills and Notes, the State Treasurer's Investment Pool, collateralized cash management accounts, and shared certificates of deposit. As of June 30, 2019, Rutherford County's investment in the State Treasurer's Investment Pool was unrated.

Concentration of Credit Risk. Concentration of credit risk is the risk of loss attributed to the magnitude of the county's investment in a single issuer. Rutherford County places a limit on the amount the county may invest in one

issuer. The policy allows the trustee to invest up to 70 percent of the portfolio in collateralized certificates of deposit, up to 100 percent of the portfolio in either U.S. Treasury Bills and Notes or the State Treasurer's Investment Pool, up to 70 percent of the portfolio in collateralized cash management accounts, and up to 50 percent of the portfolio in shared certificates of deposit.

TCRS Stabilization Trust

Legal Provisions. The Rutherford County School Department is a member of the Tennessee Consolidated Retirement System (TCRS) Stabilization Reserve Trust. The School Department has placed funds into the irrevocable trust as authorized by statute under *Tennessee Code Annotated* (*TCA*), Title 8, Chapters 34-37. The TCRS Board of Trustees is responsible for the proper operation and administration of the trust. Funds of trust members are held and invested in the name of the trust for the benefit of each member. Each member's funds are restricted for the payment of retirement benefits of that member's employees. Trust funds are not subject to the claims of general creditors of the School Department.

The trust is authorized to make investments as directed by the TCRS Board of Trustees. The Rutherford County School Department may not impose any restrictions on investments placed by the trust on their behalf.

Investment Balances. Assets of the TCRS, including the Stabilization Reserve Trust, are invested in the Tennessee Retiree Group Trust (TRGT). The TRGT is not registered with the Securities and Exchange Commission (SEC) as an investment company. The State of Tennessee has not obtained a credit quality rating for the TRGT from a nationally recognized credit ratings agency. The fair value of investment positions in the TRGT is determined daily based on the fair value of the pool's underlying portfolio. Furthermore, TCRS had not obtained or provided any legally binding guarantees to support the value of participant shares during the fiscal year. There are no restrictions on the sale or redemption of shares.

Investments are reported at fair value or amortized, which approximates fair value. Securities traded on a national exchange are valued at the last reported sales price. Investment income consists of realized and unrealized appreciation (depreciation) in the fair Securities and securities transactions are recorded in the financial statements on a trade-date basis. The fair value of assets of the TRGT held at June 30, 2019, represents the price that would be received to sell an asset or paid to transfer a liability in an orderly transaction between market participants. Assets held are categorized for fair value measurement within the fair value hierarchy established by GAAP. The hierarchy is based on the valuation inputs used to measure the fair value of the asset and give the highest priority to unadjusted quoted prices in active markets for identical assets or liabilities (Level 1 measurements) and the lowest priority to unobservable inputs (Level 3 measurements).

• Level 1 - Unadjusted quoted prices for identical assets or liabilities in active markets that can be accessed at the measurement date.

• Level 2 - Quoted prices for similar assets or liabilities in active markets; quoted prices for identical or similar assets or liabilities in markets that are not active; assets or liabilities that have a bid-ask spread price in an inactive dealer market, brokered market and principal-to-principal market; and Level 1 assets or liabilities that are adjusted.

• Level 3 - Valuations derived from valuation techniques in which significant inputs are unobservable.

Investments using the Net Asset Value ("NAV") per share have no readily determinable fair value and have been determined using amortized cost, which approximates fair value.

Where inputs used in the measurement of fair value fall into different levels of the hierarchy, fair value of the instrument in its entirety is categorized based on the lowest level input that is significant to the valuation. This assessment requires professional judgement and as such management of the TRGT developed a fair value committee that worked in conjunction with the plan's custodian and investment professionals to make these valuations. All assets held were valued individually and aggregated into classes to be represented in the table below.

Short-term securities generally include investments in money market-type securities reported at cost plus accrued interest.

Equity and equity derivative securities classified in Level 1 are valued using last reported sales prices quoted in active markets that can be accessed at the measurement date. Equity and equity derivative securities classified in Level 2 are securities whose values are derived daily from associated traded securities. Equity securities classified in Level 3 are valued with last trade data having limited trading volume.

U.S. Treasury Bills, Bonds, Notes and Futures classified in Level 1 are valued using last reported sales prices quoted in active markets that can be accessed at the measurement date. Debt and debt derivative securities classified in Level 2 are valued using a bid-ask spread price from multiple independent brokers, dealers, or market principals, which are known to be actively involved in the market. Level 3 debt securities are valued using proprietary information, a single pricing source, or other unobservable inputs related to similar assets or liabilities.

Real estate investments classified in Level 3 are valued using the last valuations provided by external investment advisors or independent external appraisers. Generally, all direct real estate investments are appraised by a qualified independent appraiser(s) with the professional designation of Member of the Appraisal Institute ("MAI"), or its equivalent,

every three (3) years beginning from the acquisition date of the property. The appraisals are performed using generally accepted valuation approaches applicable to the property type.

Investments in private mutual funds, traditional private equity funds, strategic lending funds and real estate funds that report using GAAP, the fair value, as well as the unfunded commitments, were determined using the prior quarter's NAV, as reported by the fund managers, plus the current cash flows. These assets were then categorized by investment strategy. In instances where the fund investment reported using non-GAAP standards, the investment was valued using the same method, but was classified in Level 3.

At June 30, 2019, the Rutherford County School Department had the following investments held by the trust on its behalf.

Investment	Weighted Average Maturity (days)	Maturities		Fair Value
Investments at Fair Value:				
U.S. Equity	N/A	N/A	$	303,481
Developed Market International Equity	N/A	N/A		137,056
Emerging Market International Equity	N/A	N/A		39,159
U.S. Fixed Income	N/A	N/A		195,795
Real Estate	N/A	N/A		97,897
Short-term Securities	N/A	N/A		9,790
Investments at Amortized Cost using the NAV:				
Private Equity and Strategic Lending	N/A	N/A		195,794
Total			$	978,972

Investment by fair value level	Fair Value 6-30-19	Fair Value Measurements Using: Quoted Prices in Active Markets for Identical Assets (Level 1)	Significant Other Observable Inputs (Level 2)	Significant Unobservable Inputs (Level 3)	Amortized Cost: NAV
U.S. Equity	$ 303,481	$ 303,481	0	$ 0	$ 0
Developed Market International Equity	137,056	137,056	0	0	0
Emerging Market International Equity	39,159	39,159	0	0	0
U.S. Fixed Income	195,795	0	195,795	0	0
Real Estate	97,897	0	0	97,897	0
Short-term Securities	9,790	0	9,790	0	0
Private Equity and Strategic Lending	195,794	0	0	0	195,794
Total	$ 978,972	$ 479,696	$ 205,585	$ 97,897	$ 195,794

Risks and Uncertainties. The trust's investments include various types of investment funds, which in turn invest in any combination of stock, bonds and other investments exposed to various risks, such as interest rate, credit, and market risk. Due to the level of risk associated with certain investment securities, it is at least reasonably possible that changes in the values of investment securities will occur in the near term and that such changes could materially affect the amounts reported for trust investments.

Interest Rate Risk. Interest rate risk is the risk that changes in interest rates will adversely affect the fair value of an investment. The Rutherford County School Department does not have the ability to limit trust investment maturities as a means of managing its exposure to fair value losses arising from increasing interest rates.

Credit Risk. Credit risk is the risk that an issuer or other counterparty to an investment will not fulfill its obligations. The Rutherford County School Department does not have the ability to limit the credit ratings of individual investments made by the trust.

Concentration of Credit Risk. Concentration of credit risk is the risk of loss attributed to the magnitude of the county's investment in a single issuer. Rutherford County School Department places no limit on the amount the county may invest in one issuer.

Custodial Credit Risk. Custodial credit risk for investments is the risk that, in the event of a failure of the counterparty to a transaction, the county

will not be able to recover the value of its investments or collateral securities that are in the possession of an outside party. Pursuant to the trust agreement, investments are held in the name of the trust for the benefit of the Rutherford County School Department to pay retirement benefits of the School Department employees.

For further information concerning the School Department's investments with the TCRS Stabilization Reserve Trust, audited financial statements of the Tennessee Consolidated Retirement System may be obtained at https://comptroller.tn.gov/content/dam/cot/sa/advanced-search/disclaimer/2019/ag18092.pdf.

B. Notes Receivable

The Industrial/Economic Development Fund had two long-term notes receivable of $163,166 and $2,190,000 on June 30, 2019, from financing projects for the Smyrna-Rutherford County Airport (Joint Venture) and is included in the restricted fund balance account.

The General Debt Service Fund had a long-term note receivable of $1,820,785 on June 30, 2019, from financing projects for the City of Murfreesboro's Rockvale Utility District and is included in the committed fund balance account.

C. Capital Assets

Capital assets activity for the year ended June 30, 2019, was as follows:

Primary Government

Governmental Activities:

	Balance 7-1-18	Increases	Decreases	Balance 6-30-19
Capital Assets Not Depreciated:				
Land	$ 38,722,082	$ 0	$ 0	$ 38,722,082
Intangible Assets (Right-of-Ways)	46,315,422	0	(639,951)	45,675,471
Construction in Progress	66,072,888	615,511	(65,737,491)	950,908
Total Capital Assets Not Depreciated	$ 151,110,392	$ 615,511	$ (66,377,442)	$ 85,348,461
Capital Assets Depreciated:				
Buildings and Improvements	$ 108,252,230	$ 64,676,520	$ 0	$ 172,928,750
Infrastructure	145,749,073	1,287,680	0	147,036,753
Intangible Assets	4,644,922	250,432	0	4,895,354
Other Capital Assets	48,016,446	4,734,165	(2,823,697)	49,926,914
Total Capital Assets Depreciated	$ 306,662,671	$ 70,948,797	$ (2,823,697)	$ 374,787,771
Less Accumulated Depreciation For:				
Buildings and Improvements	$ 41,094,410	$ 2,241,423	$ 0	$ 43,335,833
Infrastructure	48,147,764	1,989,833	0	50,137,597
Intangible Assets	2,998,524	231,544	0	3,230,068
Other Capital Assets	27,227,729	3,827,787	(2,569,199)	28,486,317
Total Accumulated Depreciation	$ 119,468,427	$ 8,290,587	$ (2,569,199)	$ 125,189,815
Total Capital Assets Depreciated, Net	$ 187,194,244	$ 62,658,210	$ (254,498)	$ 249,597,956
Governmental Activities Capital Assets, Net	$ 338,304,636	$ 63,273,721	$ (66,631,940)	$ 334,946,417

Depreciation expense was charged to functions of the primary government as follows:

Governmental Activities:

General Government	$ 617,432
Finance	485,676
Administration of Justice	437,835
Public Safety	3,107,947
Public Health and Welfare	1,051,655
Agriculture and Natural Resources	179,080
Highways	2,410,962
Total Depreciation Expense - Governmental Activities	$ 8,290,587

Discretely Presented Rutherford County School Department

Governmental Activities:

	Balance 7-1-18	Increases	Decreases	Balance 6-30-19
Capital Assets Not Depreciated:				
Land	$ 17,634,620	$ 4,384,623	$ 0	$ 22,019,243
Construction in Progress	44,689,322	66,397,526	(10,156,701)	100,930,147
Total Capital Assets Not Depreciated	$ 62,323,942	$ 70,782,149	$ (10,156,701)	$ 122,949,390
Capital Assets Depreciated:				
Buildings and Improvements	$ 624,830,870	$ 22,134,329	$ (42,628)	$ 646,922,571
Intangible Assets	416,167	0	0	416,167
Other Capital Assets	20,331,577	880,260	(590,884)	20,620,953
Total Capital Assets Depreciated	$ 645,578,614	$ 23,014,589	$ (633,512)	$ 667,959,691
Less Accumulated Depreciation For:				
Buildings and Improvements	$ 181,137,758	$ 14,317,564	$ 0	$ 195,455,322
Intangible Assets	354,706	12,932	0	367,638
Other Capital Assets	14,231,292	1,155,770	(567,018)	14,820,044
Total Accumulated Depreciation	$ 195,723,756	$ 15,486,266	$ (567,018)	$ 210,643,004
Total Capital Assets Depreciated, Net	$ 449,854,858	$ 7,528,323	$ (66,494)	$ 457,316,687
Governmental Activities Capital Assets, Net	$ 512,178,800	$ 78,310,472	$ (10,223,195)	$ 580,266,077

Depreciation expense was charged to functions of the discretely presented Rutherford County School Department as follows:

Governmental Activities:

Instruction	$ 12,932
Support Services	15,202,771
Operation of Non-instructional Services	270,563
Total Depreciation Expense - Governmental Activities	$ 15,486,266

D. Construction Commitments

At June 30, 2019, the primary government had uncompleted construction contracts of approximately $59,940 in the General Capital Projects Fund for the construction of the criminal justice center and parking garage. Funding has been received for these future expenditures.

At June 30, 2019, the discretely presented Rutherford County School Department had uncompleted construction contracts of approximately $8,527,751 in the Other Capital Projects Fund for the school building program. Funding has been received for these future expenditures.

E. Interfund Receivables, Payables, and Transfers

The composition of interfund balances as of June 30, 2019, was as follows:

Due to/from Other Funds:

Receivable Fund	Payable Fund	Amount
Primary Government:		
General	Nonmajor governmental	$ 876,642
Nonmajor governmental	General	7,209
Internal Service:	Other Employee Benefit Trust:	
Employee Insurance - Health	Flexible Benefits	150,000
Discretely Presented School Department:		
General Purpose School	Nonmajor governmental	121,479

The balance between the Employee Health Insurance Fund (internal service fund) and the Flexible Benefits Fund (other employee benefits trust fund) was for cash flow purposes. Other balances resulted from the time lag

between the dates that interfund goods and services are provided or reimbursable expenditures occur and payments between funds are made.

Due to/from Primary Government and Component Units:

Receivable Fund	Payable Fund	Amount
Component Unit: General Purpose School	Primary Government: Internal Service Fund	$ 778
Primary Government	Rutherford County School Department for Contributions for Debt Service	2,106,113

The $2,106,113 due the primary government from the discretely presented School Department relates to primary government debt, which is being serviced by the School Department.

Interfund Transfers:

Interfund transfers for the year ended June 30, 2019, consisted of the following amounts:

Primary Government

	Transfers In		
Transfers Out	General Fund	General Debt Service Fund	Nonmajor Govern-mental Funds
General Fund	$ 0	$ 0	$ 830,000
Nonmajor governmental funds	50,000	199,015	0
Internal Service Funds	627,944	0	0
Total	$ 677,944	$ 199,015	$ 830,000

Discretely Presented Rutherford County School Department

Transfers Out	Transfers In: General Purpose School Fund	Transfers In: Other Capital Projects Fund
Nonmajor governmental funds	$ 235,335	$ 0
General Purpose School Fund	0	75,768

Transfers are used to move revenues from the fund that statute or budget requires to collect them to the fund that statute or budget requires to expend them and to use unrestricted revenues collected in the General Fund to finance various programs accounted for in other funds in accordance with budgetary authorizations.

F. Capital Leases

On June 15, 2012, Rutherford County entered into a seven-year lease-purchase agreement for the School Department for energy efficiency water upgrades. The terms of the agreement require total lease payments of $1,461,013 plus interest of 3.7 percent. Title to the upgrades transfers to the School Department immediately upon acceptance of each upgrade. The General Purpose School Fund is reimbursing the primary government for the lease payments. In the government-wide financial statements, the upgrades were expensed in the year of acquisition because those items did not meet criteria of the county's capitalization policy.

Future minimum lease payments and the net present value of these minimum lease payments as of June 30, 2019, were as follows:

Year Ending June 30	Governmental Funds
2020	$ 119,781
Total Minimum Lease Payments	$ 119,781
Less: Amount Representing Interest	(2,178)
Present Value of Minimum Lease Payments	$ 117,603

G. Long-term Debt

Primary Government

General Obligation Bonds and Other Loans

General Obligation Bonds - Rutherford County issues general obligation bonds to provide funds for the acquisition and construction of major capital facilities for the primary government and the discretely presented School Department. In addition, general obligation bonds have been issued to refund other general obligation bonds. General obligation bonds are direct obligations and pledge the full faith, credit, and taxing authority of the government. General obligation bonds were issued for original terms of up to 21 years. Repayment terms are generally structured with increasing amounts of principal maturing as interest requirements decrease over the term of the debt. All bonds included in long-term debt as of June 30, 2019, will be retired from the General Debt Service Fund.

Direct Borrowing and Direct Placements - Rutherford County issues other loans to fund capital facilities and other capital outlay purchases, such as equipment, for the primary government and the discretely presented School Department. Other loans are direct obligations and pledge the full faith, credit, and taxing authority of the government. Other loans outstanding were issued for original terms of up to eight years. Repayment terms are generally structured with increasing amounts of principal maturing as interest requirements decrease over the term of the debt. Other loans included in long-term debt as of June 30, 2019, will be retired from the General Debt Service Fund.

General obligation bonds, other loans, and capital leases outstanding as of June 30, 2019, for governmental activities are as follows:

Type	Interest Rate	Final Maturity	Original Amount of Issue	Balance 6-30-19
General Obligation Bonds	2.4 to 4%	4-1-38	$ 330,833,825	$ 299,430,862
General Obligation Bonds - Refunding	1.6 to 2.8	4-1-34	275,035,000	161,819,138
Direct Borrowing and Direct Placement:				
Other Loans	0.75 to 1.0	3-1-25	3,246,102	2,432,670

The annual requirements to amortize all general obligation bonds and other loans as of June 30, 2019, including interest payments, are presented in the following tables:

Year Ending June 30	Other Loans - Direct Placement		
	Principal	Interest	Total
2020	503,279	18,272	521,551
2021	767,794	19,995	787,789
2022	305,496	10,224	315,720
2023	308,568	7,152	315,720
2024	311,676	4,044	315,720
2025	235,857	975	236,832
Total	$ 2,432,670	$ 60,662	$ 2,493,332

Year Ending June 30	Bonds		
	Principal	Interest	Total
2020	$ 34,655,000	$ 17,737,352	$ 52,392,352
2021	34,925,000	16,344,851	51,269,851
2022	32,560,000	14,832,489	47,392,489
2023	32,330,000	13,242,666	45,572,666
2024	28,840,000	11,737,389	40,577,389
2025-2029	143,535,000	39,878,796	183,413,796
2030-2034	105,705,000	17,468,172	123,173,172
2035-2038	48,700,000	3,422,307	52,122,307
Total	$ 461,250,000	$ 134,664,022	$ 595,914,022

There is $52,692,185 available in the General Debt Service Fund to service long-term debt. Bonded debt per capita totaled $1,756, based on the 2010 federal census. Total debt per capita, including bonds, other loans, capital leases, and unamortized debt premiums, totaled $1,933, based on the 2010 federal census.

The School Department is currently contributing funds to service some of the debt issued on its behalf by the primary government as noted in the table below. This debt is reflected in the government-wide financial statements as Due to the Primary Government in the financial statements of the School Department and as Due from Component Units in the financial statements of the primary government.

Description of Debt		Outstanding 6-30-19
Other Loans - Direct Placement		
Contributions from the General Purpose School Fund		
Energy Efficiency Loan	$	224,993
Energy Efficiency Loan		1,763,517
Capital Lease - Direct Placement		
Contributions from the General Purpose School Fund		
Energy Efficient Water Upgrade		117,603
Total	$	2,106,113

Changes in Long-term Debt

Long-term debt activity for the year ended June 30, 2019, was as follows:

Governmental Activities:

	Bonds	Other Loans - Direct Placement
Balance, July 1, 2018	$ 454,025,000	$ 2,452,262
Additions	40,680,000	444,160
Reductions	(33,455,000)	(463,752)
Balance, June 30, 2019	$ 461,250,000	$ 2,432,670
Balance Due Within One Year	$ 34,655,000	$ 503,279

	Capital Lease - Direct Placement
Balance, July 1, 2018	$ 346,443
Additions	0
Reductions	(228,840)
Balance, June 30, 2019	$ 117,603
Balance Due Within One Year	$ 117,603

Analysis of Noncurrent Liabilities for Debt Presented on Exhibit A:

Total Noncurrent Liabilities - Debt, June 30, 2019	$ 463,800,273
Less: Balance Due Within One Year - Debt	(35,275,882)
Add: Unamortized Premium on Debt	43,685,799
Noncurrent Liabilities - Due in More Than One Year - Debt - Exhibit A	$ 472,210,190

H. Long-term Obligations

Changes in Long-term Obligations

Long-term obligations activity for the year ended June 30, 2019, was as follows:

	Compensated Absences	Landfill Closure/ Postclosure Care Costs
Balance, July 1, 2018	$ 5,295,956	$ 2,461,576
Additions	6,597,709	51,898
Reductions	(6,351,191)	(205,132)
Balance, June 30, 2019	$ 5,542,474	$ 2,308,342
Balance Due Within One Year	$ 166,273	$ 648,500

	Claims and Judgments	Other Postemployment Benefits
Balance, July 1, 2018	$ 12,172,339	$ 32,782,293
Additions	1,303,585	2,116,429
Reductions	0	(5,914,848)
Balance, June 30, 2019	$ 13,475,924	$ 28,983,874
Balance Due Within One Year	$ 10,574,139	$ 0

Analysis of Other Noncurrent Liabilities Presented on Exhibit A:

Total Noncurrent Liabilities, June 30, 2019	$ 50,310,614
Less: Balance Due Within One Year - Other	(11,388,912)
Noncurrent Liabilities - Due in More Than One Year - Other - Exhibit A	$ 38,921,702

The internal service funds primarily serve the governmental funds. Accordingly, long-term obligations for the internal service funds are included as part of the above totals for governmental activities. At year end, $13,475,924 of claims and judgments is included in the above amounts. Compensated absences and other postemployment benefits will be paid from the employing funds, primarily the General, Solid Waste/Sanitation, and Highway/Public Works funds. Landfill closure/postclosure care costs will be paid from the Solid Waste/Sanitation Fund.

Discretely Presented Rutherford County School Department

Changes in Long-term Obligations

Long-term obligations activity for the discretely presented Rutherford County School Department for the year ended June 30, 2019, was as follows:

	Compensated Absences	Other Postemployment Benefits
Balance, July 1, 2018	$ 1,577,202	$ 155,772,597
Additions	1,435,630	10,059,902
Reductions	(1,383,272)	(41,460,055)
Balance, June 30, 2019	$ 1,629,560	$ 124,372,444
Balance Due Within One Year	$ 48,887	$ 0

Analysis of Other Noncurrent Liabilities Presented on Exhibit A:

Total Noncurrent Liabilities, June 30, 2019	$ 126,002,004
Less: Balance Due Within One Year - Other	(48,887)
Noncurrent Liabilities - Due in More Than One Year - Other - Exhibit A	$ 125,953,117

Compensated absences and other postemployment benefits will be paid from the employing funds, primarily the General Purpose School and School Federal Projects funds.

I. Donor Restricted Endowments

The discretely presented Rutherford County School Department accounts for an endowment in a private-purpose trust fund, the Endowment Fund. The principal amount must remain intact, while interest earned on the principal will fund a scholarship for the valedictorian of the senior class at Eagleville High School. During the year ended June 30, 2019, interest earned and expended totaled $590 with no resulting effect on net position.

V. OTHER INFORMATION

A. Risk Management

Rutherford County and the discretely presented School Department have chosen to establish the Self-Insurance Fund for liability risks. The Self-Insurance Fund is accounted for as an internal service fund where assets are

set aside for claim settlements. The county and the School Department are self-insured to a limit of $350,000 per claim for general liability claims and $350,000 per claim for automobile claims. The county and School Department obtained commercial insurance for claims beyond the above-noted amounts. The maximum liability the county can incur is $5,000,000 for general liability and $5,000,000 for automobile claims.

Rutherford County and the discretely presented School Department have chosen to establish the Employee Insurance - Health Fund for risks associated with the employees' health insurance plan. The Employee Insurance - Health Fund is accounted for as an internal service fund where assets are set aside for claim settlements. The county is self-insured to a limit of $750,000 per person per agreement year. The county carries no aggregate reinsurance coverage. Group life and accident insurance premiums paid to a private insurance company are also recorded in this fund.

Rutherford County and the discretely presented School Department have chosen to establish the Workers' Compensation Fund for risks associated with workers' compensation claims. The Workers' Compensation Fund is accounted for as an internal service fund where assets are set aside for claim settlements. The county carries no reinsurance coverage.

Rutherford County and the discretely presented School Department have chosen to establish an on-the-job injury program for risks associated with workplace injury. The on-the-job injury program is accounted for in the Workers' Compensation Fund (internal service fund) where assets are set aside for claims settlements. Qualified individuals shall receive two-thirds of their salary averaged over the past 52 weeks provided there is medical documentation from a county-designated physician stating that it is medically necessary for the qualified individual to remain off work, or to undergo therapy in relation to an on-the-job injury. Benefits (not including long-term disability benefits) shall not extend beyond one calendar year from the date of injury or illness.

All full-time employees of the primary government, the Smyrna-Rutherford County Airport (Joint Venture), and the discretely presented component units (School Department, Emergency Communications District, and Community Care of Rutherford County, Inc.) are eligible to participate in the Employee Insurance – Health Fund. All full-time employees of the primary government and the discretely presented School Department component unit are eligible to participate in the Workers' Compensation Fund. Premium charges are allocated to each fund that accounts for full-time employees. These charges are based on actuarial estimates of the amounts needed to pay prior- and current-year claims. Liabilities of the funds are reported when losses are probable, and the amounts of the losses can be reasonably estimated. The Employee Insurance - Health Fund and the Workers' Compensation Fund establish claims liabilities based on estimates of the ultimate cost of claims that have been reported but not settled, and of claims that have been incurred but not reported. Claims liabilities include

incremental claim adjustment expenditures/expenses, if any. In addition, estimated recoveries, if any, on settled claims have been deducted from the liability for unpaid claims. The process used to compute claims liabilities does not necessarily result in an exact amount. Changes in the balance of claims liabilities during the past two fiscal years for the Self-Insurance, Employee Insurance – Health, and Workers' Compensation funds are as follows:

Self-Insurance Fund

	Beginning of Fiscal Year Liability	Current-year Claims and Estimates	Payments	Balance at Fiscal Year-end
2017-18	$ 2,515,100	$ 1,418,167	$ (3,156,320)	$ 776,947
2018-19	776,947	2,347,152	(1,684,870)	1,439,229

Employee Insurance - Health Fund

	Beginning of Fiscal Year Liability	Current-year Claims and Estimates	Payments	Balance at Fiscal Year-end
2017-18	$ 10,530,513	$ 57,907,831	$ (58,272,452)	$ 10,165,892
2018-19	10,165,892	61,549,858	(60,908,555)	10,807,195

Workers' Compensation Fund

	Beginning of Fiscal Year Liability	Current-year Claims and Estimates	Payments	Balance at Fiscal Year-end
Workers' Compensation Program				
2017-18	$ 1,088,000	$ 103,611	$ (286,611)	$ 905,000
2018-19	905,000	330,805	(330,805)	905,000
On-the-Job Injury Program				
2017-18	$ 284,000	$ 667,618	$ (627,118)	$ 324,500
2018-19	324,500	455,046	(455,046)	324,500

B. Accounting Changes

Provisions of Governmental Accounting Standards Board (GASB) Statement No. 83, *Certain Asset Retirement Obligations*; Statement No. 88, *Certain Disclosures Related to Debt, Including Direct Borrowing and Direct*

Placements became effective for the year ended June 30, 2019. In addition, Rutherford County early implemented the provisions of GASB Statement No. 89, *Accounting for Interest Costs Incurred Before the End of a Construction Period.*

GASB Statement No. 83, *Certain Asset Retirement Obligations* establishes accounting and reporting requirements for certain asset retirement obligations (AROs) associated with tangible capital assets. The scope of this statement establishes standards for recognizing and measuring liabilities, deferred outflows of resources, and expense/expenditures. In addition, this standard establishes note disclosure requirements for AROs.

GASB Statement No. 88, *Certain Disclosures Related to Debt, including Direct Borrowing and Direct Placements* addresses note disclosure requirements related to debt, including direct borrowings and direct placements. It also clarifies which liabilities governments should report when disclosing information related to debt. These required disclosures include direct borrowings and direct placements, unused lines of credit, assets pledged as collateral for debt, terms specified in debt agreements related to significant events of default with finance-related consequences, significant termination events with finance-related consequences, and significant acceleration clauses.

GASB Statement No. 89, *Accounting for Interest Costs Incurred Before the End of a Construction Period* amends paragraphs 5 through 22 of GASB Statement No. 62. This standard establishes that interest cost incurred before the end of a construction period should be recognized as an expense/expenditure. The changes adopted to conform with this standard are to be applied prospectively.

C. Contingent Liabilities

The county is involved in several pending lawsuits. The county attorney estimates that the potential claims against the county not covered by insurance resulting from such litigation would not materially affect the financial statements of the county.

D. Changes in Administration

On July 1, 2018, Don Odom left the Office of Director of Schools and was succeeded by Bill Spurlock.

On August 31, 2018, Ernest Burgess left the Office of County Mayor and was succeeded by Bill Ketron.

E. Landfill Closure/Postclosure Care Costs

Rutherford County has an active permit on file with the state Department of Environment and Conservation for a sanitary landfill. The county has provided financial assurances for estimated postclosure liabilities as required by the State of Tennessee. These financial assurances are on file with the Department of Environment and Conservation.

State and federal laws and regulations require the county to place a final cover on its sanitary landfill site when it stops accepting waste and to perform certain maintenance and monitoring functions at the site for 30 years after closure. Although closure and postclosure care costs will be paid only near or after the date that the landfill stops accepting waste, the county reports a portion of these closure and postclosure care costs as an operating expense in each period based on landfill capacity used as of each balance sheet date. Rutherford County closed its sanitary landfill in 2000. The $2,308,342 reported as postclosure care liability at June 30, 2019, represents amounts based on what it would cost to perform all postclosure care in 2019. Actual costs may be higher due to inflation, changes in technology, or changes in regulations.

F. Joint Ventures

The Linebaugh Public Library System is jointly owned by Rutherford County and the cities of Murfreesboro and Smyrna and is operated by an appointed board. The board comprises 14 members, seven of whom are appointed by the Rutherford County Commission, with two being residents of Smyrna. The remaining seven members are appointed by the City of Murfreesboro. Rutherford County has control over budgeting and financing the joint venture only to the extent of representation by the seven board members appointed. Rutherford County contributed $1,700,000 to the operations of the libraries during the year ended June 30, 2019.

Rutherford County is a participant with Cannon, Coffee, and Warren counties in a multi-county Municipal Solid Waste Planning Region. This entity was created to promote the preparation of municipal solid waste regional plans to effectively and efficiently manage solid waste. This entity is governed by a 13-member board comprising appointees from Cannon County (2), Coffee County (2), Rutherford County (3), Warren County (2), the City of Manchester (1), the City of McMinnville (1), the City of Murfreesboro (1), and the City of Woodbury (1). Funding is provided from member contributions and grants. There are no separately issued financial statements for the Municipal Solid Waste Planning Region. Rutherford County has been designated as the fiscal agent for the Planning Region and accounts for its activities through the Joint Venture Fund (agency fund), which is included in the financial statements of this report.

The Smyrna-Rutherford County Airport is operated through a joint operations agreement between Rutherford County and the Town of Smyrna,

Tennessee. The agreement created a joint board of directors to manage the airport. The board comprises five members, two of whom are appointed by the Rutherford County Commission, two by the City of Smyrna, and one jointly appointed by Rutherford County and the City of Smyrna. Rutherford County has control over budgeting and financing the joint venture only to the extent of its representation by its board members.

The Joint Parking Authority of Rutherford County was created by Rutherford County and the City of Murfreesboro to operate and maintain a jointly owned parking garage. The Joint Parking Authority comprises seven members, three of whom are appointed by Rutherford County, three by the City of Murfreesboro, and one jointly by the county mayor and the city mayor. Rutherford County has control over budgeting and financing the joint venture only to the extent of representation by the three board members appointed. This agency had no financial activity to report.

The Rutherford County Chamber of Commerce Economic Development Council has been designated as the Joint Economic and Community Development Board for Rutherford County, the City of Murfreesboro, the Town of Smyrna, the City of LaVergne, and the Town of Eagleville. This designation was authorized by an interlocal agreement between the governments, as provided by Section 6-58-115(j), *Tennessee Code Annotated (TCA).* The purpose of this board is to foster communication relative to economic and community development between and among governmental entities, industry, and private citizens. If funding through the Rutherford County Chamber of Commerce is inadequate, the funding formula established by the Comprehensive Growth Plan, Section 6-58-101, et seq., *TCA*, shall be followed. Rutherford County has control over budgeting and financing the board through the county mayor or designee to the board. Separate financial statements are not prepared for the board; however, financial information may be obtained through the Rutherford County Chamber of Commerce. Rutherford County contributed $96,500 to the operations of the board during the year ended June 30, 2019.

Rutherford County does not have an equity interest in any of the above-noted joint ventures. Complete financial statements for the Rutherford County Library System and the Smyrna-Rutherford County Airport can be obtained from their respective administrative offices at the following addresses:

Administrative Offices:

Linebaugh Public Library System
105 West Vine Street
Murfreesboro, TN 37130

Smyrna-Rutherford County Airport
278 Doug Warpoole Road
Smyrna, TN 37167

G. Retirement Commitments

1. Tennessee Consolidated Retirement System (TCRS)

Primary Government

General Information About the Pension Plan

Plan Description. Employees of Rutherford County, non-certified employees of the discretely presented Rutherford County School Department, and employees of the discretely presented Community Care of Rutherford County, Inc., are provided a defined benefit pension plan through the Public Employee Retirement Plan, an agent multiple-employer pension plan administered by the TCRS. The primary government employees comprise 56.66 percent, the non-certified employees of the discretely presented School Department comprise 39.8 percent, and the employees of the discretely presented Community Care of Rutherford County, Inc., comprise 3.54 percent of the plan based on contribution data. The TCRS was created by state statute under *Tennessee Code Annotated (TCA)*, Title 8, Chapters 34-37. The TCRS Board of Trustees is responsible for the proper operation and administration of the TCRS. The Tennessee Treasury Department, an agency in the legislative branch of state government, administers the plans of the TCRS. The TCRS issues a publicly available financial report that can be obtained at www.treasury.tn.gov/Retirement/Boards-and-Governance/Reporting-and-Investment-Policies.

Benefits Provided. TCA, Title 8, Chapters 34-37 establish the benefit terms and can be amended only by the Tennessee General Assembly. The chief legislative body may adopt the benefit terms permitted by statute. Members are eligible to retire with an unreduced benefit at age 60 with five years of service credit or after 30 years of service credit regardless of age. Benefits are determined by a formula using the member's highest five consecutive year average compensation and the member's years of service credit. Reduced benefits for early retirement are available to vested members at age 55. Members vest with five years of service credit. Service related disability benefits are provided regardless of length of service. Five years of service is required for non-service related disability eligibility. The service related and non-service related disability benefits are determined in the same manner as a service retirement benefit but are reduced ten percent and include projected service credits. A variety of death benefits is available under various eligibility criteria.

Member and beneficiary annuitants are entitled to an automatic cost of living adjustment (COLA) after retirement. A COLA is granted each July for annuitants retired prior to the second of July of the previous year. The COLA is based on the change in the consumer price index

(CPI) during the prior calendar year, capped at three percent, and applied to the current benefit. No COLA is granted if the change in the CPI is less than one-half percent. A one percent COLA is granted if the CPI change is between one-half percent and one percent. A member who leaves employment may withdraw their employee contributions plus any accumulated interest.

Employees Covered by Benefit Terms. At the measurement date of June 30, 2018, the following employees were covered by the benefit terms:

Inactive Employees or Beneficiaries Currently Receiving Benefits	954
Inactive Employees Entitled to But Not Yet Receiving Benefits	2,215
Active Employees	2,677
Total	5,846

Contributions. Contributions for employees are established in the statutes governing the TCRS and may only be changed by the Tennessee General Assembly. Employees are noncontributory. Rutherford County makes employer contributions at the rate set by the Board of Trustees as determined by an actuarial valuation. For the year ended June 30, 2019, the employer contribution for Rutherford County the employer contributions were $6,157,743, $4,257,952, and $413,785, for the primary government, the non-certified employees of the discretely presented school department, and the discretely presented Community Care of Rutherford County, respectively, based on a rate of 10.66 percent of covered payroll. By law, employer contributions are required to be paid. The TCRS may intercept Rutherford County's state shared taxes if required employer contributions are not remitted. The employer's actuarially determined contributions (ADC) and member contributions are expected to finance the costs of benefits earned by members during the year, the cost of administration, as well as an amortized portion of any unfunded liability.

Net Pension Liability (Asset)

Rutherford County's net pension liability (asset) was measured as of June 30, 2018, and the total pension liability (asset) used to calculate net pension liability (asset) was determined by an actuarial valuation as of that date.

Actuarial Assumptions. The total pension liability as of the June 30, 2018, actuarial valuation was determined using the following

actuarial assumptions, applied to all periods included in the measurement:

Inflation	2.5%
Salary Increases	Graded Salary Ranges from 8.72% to 3.44% Based on Age, Including Inflation, Averaging 4%
Investment Rate of Return	7.25%, Net of Pension Plan Investment Expenses, Including Inflation
Cost of Living Adjustment	2.25%

Mortality rates were based on actual experience including an adjustment for some anticipated improvement.

The actuarial assumptions used in the June 30, 2018, actuarial valuation were based on the results of an actuarial experience study performed for the period July 1, 2012, through June 30, 2016. The demographic assumptions were adjusted to more closely reflect actual and expected future experience.

The long-term expected rate of return on pension plan investments was established by the TCRS Board of Trustees in conjunction with the June 30, 2016, actuarial experience study. A blend of future capital market projections and historic market returns was used in a building-block method in which a best-estimate of expected future real rates of return (expected returns, net of pension plan investment expense and inflation) is developed for each major asset class. These best-estimates are combined to produce the long-term expected rate of return by weighing the expected future real rates of return by the target allocation percentage and by adding expected inflation of 2.5 percent. The best-estimates of geometric real rates of return and the TCRS investment policy target asset allocation for each major class are summarized in the following table:

Asset Class	Percentage Long-term Expected Real Rate of Return		Percentage Target Allocations	
U.S. Equity	5.69	%	31	%
Developed Market International Equity	5.29		14	
Emerging Market International Equity	6.36		4	
Private Equity and Strategic Lending	5.79		20	
U.S. Fixed Income	2.01		20	
Real Estate	4.32		10	
Short-term Securities	0.00		1	
Total			100	%

The long-term expected rate of return on pension plan investments was established by the TCRS Board of Trustees as 7.25 percent based on a blending of the factors described above.

Discount Rate. The discount rate used to measure the total pension liability was 7.25 percent. The projection of cash flows used to determine the discount rate assumes that employee contributions will be made at the current rate and that contributions from Rutherford County will be made at the actuarially determined contribution rate pursuant to an actuarial valuation in accordance with the funding policy of the TCRS Board of Trustees and as required to be paid by state statute. Based on those assumptions, the pension plan's fiduciary net position was projected to be available to make projected future benefit payments of current active and inactive members. Therefore, the long-term expected rate of return on pension plan investments was applied to all periods of projected benefit payments to determine the total pension liability.

Changes in the Net Pension Liability (Asset)

Primary Government	Increase (Decrease) Total Pension Liability (a)	Plan Fiduciary Net Position (b)	Net Pension Liability (Asset) (a)-(b)
Balance, July 1, 2017	$ 150,774,089	$ 155,409,934	$ (4,635,845)
Changes for the Year:			
Service Cost	$ 4,387,268	$	$ 4,387,268
Interest	10,845,557	0	10,845,557
Differences Between Expected and Actual Experience	(1,030,643)	0	(1,030,643)
Changes in Assumptions	0	0	0
Contributions-Employer	0	5,849,461	(5,849,461)
Contributions-Employees	0	0	0
Net Investment Income	0	12,665,478	(12,665,478)
Benefit Payments, Including Refunds of Employee Contributions	(4,066,583)	(4,066,583)	0
Administrative Expense	0	(146,451)	146,451
Other Changes	(3,534,174)	(3,642,840)	108,666
Net Changes	$ 6,601,425	$ 10,659,066	$ (4,057,641)
Balance, June 30, 2018	$ 157,375,514	$ 166,069,000	$ (8,693,486)

School Department	Increase (Decrease) Total Pension Liability (a)	Plan Fiduciary Net Position (b)	Net Pension Liability (Asset) (a)-(b)
Balance, July 1, 2017	$ 98,956,865	$ 101,999,487	$ (3,042,622)
Changes for the Year:			
Service Cost	$ 3,081,773	$	$ 3,081,773
Interest	7,618,305	0	7,618,305
Differences Between Expected and Actual Experience	(723,960)	0	(723,960)
Changes in Assumptions	0	0	0
Contributions-Employer	0	4,108,870	(4,108,870)
Contributions-Employees	0	0	0
Net Investment Income	0	8,896,683	(8,896,683)
Benefit Payments, Including Refunds of Employee Contributions	(2,856,512)	(2,856,512)	(0)
Administrative Expense	0	(102,872)	102,872
Other Changes	4,469,690	4,607,119	(137,429)
Net Changes	$ 11,589,295	$ 14,653,288	$ (3,063,993)
Balance, June 30, 2018	$ 110,546,161	$ 116,652,775	$ (6,106,614)

Community Care	Increase (Decrease) Total Pension Liability (a)	Plan Fiduciary Net Position (b)	Net Pension Liability (Asset) (a)-(b)
Balance, July 1, 2017	$ 10,134,763	$ 10,446,376	$ (311,613)
Changes for the Year:			
Service Cost	$ 274,107	$	$ 274,107
Interest	677,608	0	677,608
Differences Between Expected and Actual Experience	(64,392)	0	(64,392)
Changes in Assumptions	0	0	0
Contributions-Employer	0	365,462	(365,462)
Contributions-Employees	0	0	0
Net Investment Income	0	791,313	(791,313)
Benefit Payments, Including Refunds of Employee Contributions	(254,072)	(254,072)	(0)
Administrative Expense	0	(9,150)	9,150
Other Changes	(935,516)	(964,280)	28,764
Net Changes	$ (302,265)	$ (70,727)	$ (231,538)
Balance, June 30, 2018	$ 9,832,498	$ 10,375,649	$ (543,151)

Sensitivity of the Net Pension Liability (Asset) to Changes in the Discount Rate. The following presents the net pension liability (asset) of Rutherford County calculated using the discount rate of 7.25 percent, as well as what the net pension liability (asset) would be if it were calculated using a discount rate that is one percentage point lower (6.25%) or one percentage point higher (8.25%) than the current rate:

Primary Government	1% Decrease 6.25%	Current Discount Rate 7.25%	1% Increase 8.25%
Net Pension Liability	$ 14,656,203	$ (8,693,486)	$ (27,920,295)

School Department	1% Decrease 6.25%	Current Discount Rate 7.25%	1% Increase 8.25%
Net Pension Liability	$ 10,295,038	$ (6,106,614)	$ (19,612,209)

Community Care	1% Decrease 6.25%	Current Discount Rate 7.25%	1% Increase 8.25%
Net Pension Liability	$ 915,689	$ (543,151)	$ (1,744,403)

Pension Expense (Income) and Deferred Outflows of Resources and Deferred Inflows of Resources to Pensions

Pension Expense or Negative Pension Expense. For the year ended June 30, 2019, Rutherford County recognized pension expense of $3,754,397, $2,317,739, and $266,826, for the primary government, the non-certified employees of the discretely presented school department, and the discretely presented Community Care of Rutherford County, respectively.

Deferred Outflows of Resources and Deferred Inflows of Resources. For the year ended June 30, 2019, Rutherford County reported deferred outflows of resources and deferred inflows of resources related to pensions from the following sources:

Primary Government	Deferred Outflows of Resources	Deferred Inflows of Resources
Difference Between Expected and Actual Experience	$ 502,218	$ 1,671,243
Net Difference Between Projected and Actual Earnings on Pension Plan Investments	0	788,617
Changes in Assumptions	2,271,200	0
Contributions Subsequent to the Measurement Date of June 30, 2018 (1)	6,157,743	N/A
Total	$ 8,931,161	$ 2,459,860

(1) The amount shown above for "Contributions Subsequent to the Measurement Date of June 30, 2018," will be recognized as a reduction (increase) to net pension liability (asset) in the following measurement period.

School Department	Deferred Outflows of Resources	Deferred Inflows of Resources
Difference Between Expected and Actual Experience	$ 352,775	$ 1,173,941
Net Difference Between Projected and Actual Earnings on Pension Plan Investments	0	553,952
Changes in Assumptions	1,595,372	0
Contributions Subsequent to the Measurement Date of June 30, 2018 (1)	4,257,952	N/A
Total	$ 6,206,099	$ 1,727,893

(1) The amount shown above for "Contributions Subsequent to the Measurement Date of June 30, 2018," will be recognized as a reduction (increase) to net pension liability (asset) in the following measurement period.

Community Care	Deferred Outflows of Resources	Deferred Inflows of Resources
Difference Between Expected and Actual Experience	$ 31,378	$ 104,416
Net Difference Between Projected and Actual Earnings on Pension Plan Investments	0	49,271
Changes in Assumptions	141,900	0
Contributions Subsequent to the Measurement Date of June 30, 2018 (1)	413,785	N/A
Total	$ 587,063	$ 153,687

(1) The amount shown above for "Contributions Subsequent to the Measurement Date of June 30, 2018," will be recognized as a reduction (increase) to net pension liability (asset) in the following measurement period.

Amounts reported as deferred outflows of resources, with the exception of contributions subsequent to the measurement date, and deferred inflows of resources related to pensions will be recognized in pension expense as follows:

Primary Government:

Year Ending June 30	Amount
2020	$ 1,159,039
2021	64,182
2022	(1,196,748)
2023	106,565
2024	327,759
Thereafter	(147,234)

School Department:

Year Ending June 30	Amount
2020	$ 814,150
2021	45,084
2022	(840,638)
2023	74,855
2024	230,230
Thereafter	(103,423)

Community Care:

Year Ending June 30	Amount
2020	$ 72,414
2021	4,010
2022	(74,770)
2023	6,658
2024	20,478
Thereafter	(9,199)

In the tables shown above, positive amounts will increase pension expense while negative amounts will decrease pension expense.

Discretely Presented Rutherford County School Department

Non-certified Employees

General Information About the Pension Plan

Plan Description. As noted above under the primary government, employees of Rutherford County, non-certified employees of the discretely presented Rutherford County School Department, and

employees of the discretely presented Community Care of Rutherford County are provided a defined benefit pension plan through the Public Employee Retirement Plan, an agent multiple-employer pension plan administered by the TCRS. The primary government employees comprise 56.66 percent, the non-certified employees of the discretely presented School Department comprise 39.8 percent, and the employees of the discretely presented Community Care of Rutherford County comprise 3.54 percent of the plan based on contribution data.

Certified Employees

Teacher Retirement Plan

General Information About the Pension Plan

Plan Description. Teachers of the Rutherford County School Department with membership in the TCRS before July 1, 2014, are provided with pensions through the Teacher Legacy Pension Plan, a cost-sharing multiple-employer pension plan administered by the TCRS. The Teacher Legacy Pension Plan is closed to new membership. Teachers with membership in the TCRS after June 30, 2014, are provided with pensions through a legally separate plan referred to as the Teacher Retirement Plan, a cost-sharing multiple-employer pension plan administered by the TCRS. The TCRS was created by state statute under *Tennessee Code Annotated* (*TCA)*, Title 8, Chapters 34-37. The TCRS Board of Trustees is responsible for the proper operation and administration of all employer pension plans in the TCRS. The Tennessee Treasury Department, an agency in the legislative branch of state government, administers the plans of the TCRS. The TCRS issues a publicly available financial report that can be obtained at www.treasury.tn.gov/Retirement/Boards-and-Governance/Reporting-and-Investment-Policies.

Benefits Provided. *TCA*, Title 8, Chapters 34-37 establish the benefit terms and can be amended only by the Tennessee General Assembly. Members are eligible to retire with an unreduced benefit at age 65 with five years of service credit or pursuant to the rule of 90 in which the member's age and service credit total 90. Benefits are determined by a formula using the member's highest five consecutive year average compensation and the member's years of service credit. A reduced early retirement benefit is available to vested members at age 60 or pursuant to the rule of 80. Members are vested with five years of service credit. Service related disability benefits are provided regardless of length of service. Five years of service is required for non-service related disability eligibility. The service related and non-service related disability benefits are determined in the same manner as a service retirement benefit but are reduced ten percent and include projected service credits. A variety of death benefits is available under various eligibility criteria. Member and beneficiary

annuitants are entitled to an automatic cost of living adjustment (COLA) after retirement. A COLA is granted each July for annuitants retired prior to the second of July of the previous year. The COLA is based on the change in the consumer price index (CPI) during the prior calendar year, capped at three percent, and applied to the current benefit. No COLA is granted if the change in the CPI is less than one-half percent. A one percent COLA is granted if the CPI change is between one-half percent and one percent. Members who leave employment may withdraw their employee contributions, plus any accumulated interest. Under the Teacher Retirement Plan, benefit terms and conditions, including COLA, can be adjusted on a prospective basis. Moreover, there are defined cost controls and unfunded liability controls that provide for the adjustment of benefit terms and conditions on an automatic basis.

Contributions. Contributions for teachers are established in the statutes governing the TCRS and may only be changed by the Tennessee General Assembly or by automatic cost controls set out in law. Teachers are required to contribute five percent of their salary to the plan. The Local Education Agencies (LEAs) make employer contributions at the rate set by the Board of Trustees as determined by an actuarial valuation. Per the statutory provisions governing TCRS, the employer contribution rate cannot be less than four percent, except in years when the maximum funded level, approved by the TCRS Board of Trustees, is reached. By law, employer contributions for the Teacher Retirement Plan are required to be paid. The TCRS may intercept the state shared taxes of the sponsoring governmental entity of the LEA if the required employer contributions are not remitted. Employer contributions for the year ended June 30, 2019, to the Teacher Retirement Plan were $878,004, which is 1.94 percent of covered payroll. In addition, employer contributions of $929,550, which is 2.06 percent of covered payroll were made to the Pension Stabilization Reserve Trust Fund to fund future pension costs. The employer rate, when combined with member contributions and the stabilization reserve trust funds, is expected to finance the costs of benefits earned by members during the year, the cost of administration, as well as an amortized portion of any unfunded liability.

Pension Liabilities (Assets), Pension Expense, and Deferred Outflows of Resources and Deferred Inflows of Resources Related to Pensions

Pension Liabilities (Assets). At June 30, 2019, the School Department reported a liability (asset) of ($1,877,620) for its proportionate share of the net pension liability (asset). The net pension liability (asset) was measured as of June 30, 2018, and the total pension liability (asset) used to calculate the net pension liability (asset) was determined by an actuarial valuation as of that date. The School Department's

proportion of the net pension liability (asset) was based on the School Department's share of contributions to the pension plan relative to the contributions of all participating LEAs. At the measurement date of June 30, 2018, the School Department's proportion was 4.140032 percent. The proportion as of June 30, 2017, was 3.864995 percent.

Pension Expense. For the year ended June 30, 2019, the School Department recognized pension expense of $634,476.

Deferred Outflows of Resources and Deferred Inflows of Resources. For the year ended June 30, 2019, the School Department reported deferred outflows of resources and deferred inflows of resources related to pensions from the following sources:

	Deferred Outflows of Resources	Deferred Inflows of Resources
Difference Between Expected and Actual Experience	$ 106,343	$ 74,787
Net Difference Between Projected and Actual Earnings on Pension Plan Investments	0	106,062
Changes in Assumptions	88,580	0
Changes in Proportion of Net Pension Liability (Asset)	0	78,972
LEA's Contributions Subsequent to the Measurement Date of June 30, 2018 (1)	878,004	N/A
Total	$ 1,072,927	$ 259,821

The School Department's employer contributions of $878,004, reported as pension related deferred outflows of resources subsequent to the measurement date, will be recognized as an increase of net pension asset in the year ending June 30, 2020. Other amounts reported as deferred outflows of resources and deferred inflows of resources related to pensions will be recognized in pension expense as follows:

Year Ending June 30	Amount
2020	$ (20,488)
2021	(23,854)
2022	(38,971)
2023	(11,256)
2024	2,873
Thereafter	26,799

In the table above, positive amounts will increase pension expense, while negative amounts will decrease pension expense.

Actuarial Assumptions. The total pension liability in the June 30, 2018, actuarial valuation was determined using the following actuarial assumptions, applied to all periods included in the measurement:

Inflation	2.5%
Salary Increases	Graded Salary Ranges from 8.72% to 3.44% Based on Age, Including Inflation, Averaging 4%
Investment Rate of Return	7.25%, Net of Pension Plan Investment Expenses, Including Inflation
Cost of Living Adjustment	2.25%

Mortality rates are based on actual experience including an adjustment for some anticipated improvement.

The actuarial assumptions used in the June 30, 2018, actuarial valuation were based on the results of an actuarial experience study performed for the period July 1, 2012, through June 30, 2016. The demographic assumptions were adjusted to more closely reflect actual and expected future experience.

The long-term expected rate of return on pension plan investments was established by the TCRS Board of Trustees in conjunction with the June 30, 2016, actuarial experience study. A blend of future capital market projections and historic market returns was used in a building-block method in which a best-estimate of expected future real rates of return (expected returns, net of pension plan investments expense and inflation) is developed for each major asset class. These best-estimates are combined to produce the long-term expected rate of return by weighing the expected future real rates of return by the target allocation percentage and by adding expected inflation of 2.5 percent. The best-estimates of geometric real rates of return and the

TCRS investment policy target asset allocation for each major class are summarized in the following table:

Asset Class	Percentage Long-term Expected Real Rate of Return	Percentage Target Allocations
U.S. Equity	5.69 %	31 %
Developed Market International Equity	5.29	14
Emerging Market International Equity	6.36	4
Private Equity and Strategic Lending	5.79	20
U.S. Fixed Income	2.01	20
Real Estate	4.32	10
Short-term Securities	0.00	1
Total		100 %

The long-term expected rate of return on pension plan investments was established by the TCRS Board of Trustees as 7.25 percent based on a blending of the factors described above.

Discount Rate. The discount rate used to measure the total pension liability was 7.25 percent. The projection of cash flows used to determine the discount rate assumes that employee contributions will be made at the current rate and that contributions from all the LEAs will be made at the actuarially determined contribution rate pursuant to an actuarial valuation in accordance with the funding policy of the TCRS Board of Trustees and as required to be paid by state statute. Based on those assumptions, the pension plan's fiduciary net position was projected to be available to make projected future benefit payments of current active and inactive members. Therefore, the long-term expected rate of return on pension plan investments was applied to all periods of projected benefit payments to determine the total pension liability.

Sensitivity of the Proportionate Share of Net Pension Liability (Asset) to Changes in the Discount Rate. The following presents the School Department's proportionate share of the net pension liability (asset) calculated using the discount rate of 7.25 percent, as well as what the School Department's proportionate share of the net pension liability (asset) would be if it were calculated using a discount rate that is one

percentage point lower (6.25%) or one percentage point higher (8.25%) than the current rate:

School Department's Proportionate Share of the Net Pension Liability (Asset)	1% Decrease 6.25%	Current Discount Rate 7.25%	1% Increase 8.25%
Net Pension Liability	$ 290,282	$ (1,877,620)	$ (3,474,852)

Pension Plan Fiduciary Net Position. Detailed information about the pension plan's fiduciary net position is available in a separately issued TCRS financial report.

Teacher Legacy Pension Plan

General Information About the Pension Plan

Plan Description. Teachers of the Rutherford County School Department with membership in the TCRS before July 1, 2014, are provided with pensions through the Teacher Legacy Pension Plan, a cost-sharing multiple-employer pension plan administered by the TCRS. The Teacher Legacy Pension Plan closed to new membership on June 30, 2014, but will continue providing benefits to existing members and retirees. Beginning July 1, 2014, the Teacher Retirement Plan became effective for teachers employed by LEAs after June 30, 2014. The Teacher Retirement Plan is a separate cost-sharing, multiple-employer defined benefit plan. The TCRS was created by state statute under *Tennessee Code Annotated (TCA)*, Title 8, Chapters 34-37. The TCRS Board of Trustees is responsible for the proper operation and administration of all employer pension plans in the TCRS. The Tennessee Treasury Department, an agency in the legislative branch of state government, administers the plans of the TCRS. The TCRS issues a publicly available financial report that can be obtained at www.treasury.tn.gov/Retirement/Boards-and-Governance/Reporting-and-Investment-Policies.

Benefits Provided. TCA, Title 8, Chapters 34-37 establish the benefit terms and can be amended only by the Tennessee General Assembly. Members of the Teacher Legacy Pension Plan are eligible to retire with an unreduced benefit at age 60 with five years of service credit or after 30 years of service credit regardless of age. Benefits are determined by a formula using the member's highest five consecutive year average compensation and the member's years of service credit. A reduced early retirement benefit is available to vested members at age 55. Members are vested with five years of service credit. Service related disability benefits are provided regardless of length of service. Five years of service is required for non-service related disability eligibility. The service related and non-service related disability

benefits are determined in the same manner as a service retirement benefit but are reduced ten percent and include projected service credits. A variety of death benefits is available under various eligibility criteria. Member and beneficiary annuitants are entitled to an automatic cost of living adjustment (COLA) after retirement. A COLA is granted each July for annuitants retired prior to the second of July of the previous year. The COLA is based on the change in the consumer price index (CPI) during the prior calendar year, capped at three percent, and applied to the current benefit. No COLA is granted if the change in the CPI is less than one-half percent. A one percent COLA is granted if the CPI change is between one-half and one percent. A member who leaves employment may withdraw their employee contributions, plus any accumulated interest. Under the Teacher Legacy Pension Plan, benefit terms and conditions, including COLAs can be adjusted on a prospective basis. Moreover, there are defined cost controls and unfunded liability controls that provide for the adjustment of benefit terms and conditions on an automatic basis.

Contributions. Contributions for teachers are established in the statutes governing the TCRS and may only be changed by the Tennessee General Assembly. Teachers are required to contribute five percent of their salaries. The Local Education Agencies (LEAs) make employer contributions at the rate set by the Board of Trustees as determined by an actuarial valuation. By law, employer contributions for the Teacher Legacy Pension Plan are required to be paid. The TCRS may intercept the state shared taxes of the sponsoring governmental entity of the LEA if the required employer contributions are not remitted. Employer contributions by the Rutherford County School Department for the year ended June 30, 2019, to the Teacher Legacy Pension Plan were $15,730,979, which is 10.46 percent of covered payroll. The employer rate, when combined with member contributions, is expected to finance the costs of benefits earned by members during the year, the cost of administration, as well as an amortized portion of any unfunded liability.

Pension Liabilities (Assets), Pension Expense, and Deferred Outflows of Resources and Deferred Inflows of Resources Related to Pensions

Pension Liability (Assets). At June 30, 2019, the School Department reported a liability (asset) of ($14,905,548) for its proportionate share of the net pension liability (asset). The net pension liability (asset) was measured as of June 30, 2018, and the total pension liability used to calculate the net pension liability (asset) was determined by an actuarial valuation as of that date. The School Department's proportion of the net pension liability (asset) was based on the School Department's long-term share of contributions to the pension plan relative to the contributions of all participating LEAs. At the measurement date of June 30, 2018, the School Department's

proportion was 4.235836 percent. The proportion measured at June 30, 2017, was 4.145713 percent.

Pension Expense. For the year ended June 30, 2019, the School Department recognized (negative) pension expense of ($3,483,889).

Deferred Outflows of Resources and Deferred Inflows of Resources. For the year ended June 30, 2019, the School Department reported deferred outflows of resources and deferred inflows of resources related to pensions from the following sources:

	Deferred Outflows of Resources	Deferred Inflows of Resources
Difference Between Expected and Actual Experience	$ 3,012,919	$ 20,108,765
Changes in Assumptions	8,803,288	0
Net Difference Between Projected and Actual Earnings on Pension Plan Investments	0	3,244,069
Changes in Proportion of Net Pension Liability (Asset)	2,160,612	0
LEA's Contributions Subsequent to the Measurement Date of June 30, 2018	15,730,979	N/A
Total	$ 29,707,798	$ 23,352,834

The School Department's employer contributions of $15,730,979 reported as pension related deferred outflows of resources subsequent to the measurement date, will be recognized as a decrease in net pension liability in the year ending June 30, 2020. Other amounts reported as deferred outflows of resources and deferred inflows of resources related to pensions will be recognized in pension expense as follows:

Year Ending June 30	Amount
2020	$ 3,855,589
2021	(3,977,225)
2022	(7,937,794)
2023	(1,316,584)
2024	0
Thereafter	0

In the table above, positive amounts will increase pension expense, while negative amounts will decrease pension expense.

Actuarial Assumptions. The total pension liability in the June 30, 2018, actuarial valuation was determined using the following actuarial assumptions, applied to all periods included in the measurement:

Inflation	2.5%
Salary Increases	Graded Salary Ranges from 8.72% to 3.44% Based on Age, Including Inflation, Averaging 4%
Investment Rate of Return	7.25%, Net of Pension Plan Investment Expenses, Including Inflation
Cost of Living Adjustment	2.25%

Mortality rates are based actual experience including an adjustment for some anticipated improvement.

The actuarial assumptions used in the June 30, 2018, actuarial valuation were based on the results of an actuarial experience study performed for the period July 1, 2012, through June 30, 2016. The demographic assumptions were adjusted to more closely reflect actual and expected future experience.

The long-term expected rate of return on pension plan investments was established by the TCRS Board of Trustees in conjunction with the June 30, 2016, actuarial experience study. A blend of future capital market projections and historic market returns was used in a building-block method in which a best-estimate of expected future real rates of return (expected returns, net of pension plan investments expense and inflation) is developed for each major asset class. These best-estimates are combined to produce the long-term expected rate of return by weighing the expected future real rates of return by the target allocation percentage and by adding expected inflation of 2.5 percent. The best-estimates of geometric real rates of return and the TCRS investment policy target asset allocation for each major class are summarized in the following table:

Asset Class	Percentage Long-term Expected Real Rate of Return	Percentage Target Allocations
U.S. Equity	5.69 %	31 %
Developed Market International Equity	5.29	14
Emerging Market International Equity	6.36	4
Private Equity and Strategic Lending	5.79	20
U.S. Fixed Income	2.01	20
Real Estate	4.32	10
Short-term Securities	0.00	1
Total		100 %

The long-term expected rate of return on pension plan investments was established by the TCRS Board of Trustees as 7.25 percent based on a blending of the factors described above.

Discount Rate. The discount rate used to measure the total pension liability was 7.25 percent. The projection of cash flows used to determine the discount rate assumes that employee contributions will be made at the current rate and that contributions from all the LEAs will be made at the actuarially determined contribution rate pursuant to an actuarial valuation in accordance with the funding policy of the TCRS Board of Trustees and as required to be paid by state statute. Based on those assumptions, the pension plan's fiduciary net position was projected to be available to make projected future benefit payments of current active and inactive members. Therefore, the long-term expected rate of return on pension plan investments was applied to all periods of projected benefit payments to determine the total pension liability.

Sensitivity of the Proportionate Share of Net Pension Liability (Asset) to Changes in the Discount Rate. The following presents the School Department's proportionate share of the net pension liability (asset) calculated using the discount rate of 7.25 percent, as well as what the School Department's proportionate share of the net pension liability (asset) would be if it were calculated using a discount rate that is one percentage point lower (6.25%) or one percentage point higher (8.25%) than the current rate:

School Department's Proportionate Share of the Net Pension Liability (Asset)	1% Decrease 6.25%	Current Discount Rate 7.25%	1% Increase 8.25%
Net Pension Liability	$ 114,901,356	$ (14,905,548)	$ (122,302,677)

Pension Plan Fiduciary Net Position. Detailed information about the pension plan's fiduciary net position is available in a separately issued TCRS financial report.

2. Deferred Compensation

Rutherford County and the discretely presented Rutherford County School Department offer their employees two deferred compensation plans, one established pursuant to IRC Section 457 and the other pursuant to IRC Section 403(b). All costs of administering and funding these programs are the responsibility of plan participants. The Section 457 and Section 403(b) plan assets remain the property of the contributing employees and are not presented in the accompanying financial statements. IRC Sections 457 and 403(b) establish participation, contribution, and withdrawal provisions for the plans.

Teachers hired after July 1, 2014, by the School Department are required to participate in a hybrid pension plan consisting of a defined benefit portion, which is detailed in the pensions footnote above and is managed by the Tennessee Consolidated Retirement System, and a defined contribution portion which is placed into the state's 401 (K) plan and is managed by the employee. The defined contribution portion of the plan requires that the School Department contribute five percent of each teacher's salary into their deferred compensation plan. In addition, teachers are required to contribute two percent of their salaries into this deferred compensation plan, unless they opt out of the employee portion. During the year the School Department contributed $2,280,023 and teachers contributed $1,115,146 to this deferred compensation pension plan.

H. Other Postemployment Benefits (OPEB)

Rutherford County, the Smyrna-Rutherford County Airport (a joint venture), and the discretely presented Rutherford County School Department, Community Care of Rutherford County, Inc., and the Rutherford County Emergency Communications District (component units) provide OPEB benefits to their retirees through a single commercial insurance plan administered by Cigna Insurance Company. For reporting purposes, the plan is considered a single-employer defined benefit OPEB plan based on criteria in Statement No. 75 of the Governmental Accounting Standards Board (GASB). The plan is

funded on a pay-as-you-go basis and there are no assets accumulating in a trust that meets the criteria of paragraph 4 of GASB Statement No. 75.

Plan Description. All full-time employees and eligible retirees of Rutherford County, the Smyrna-Rutherford County Airport (a joint venture), and the discretely presented Rutherford County School Department, Community Care of Rutherford County, Inc., and the Rutherford County Emergency Communications District (component units) are eligible to participate in the health insurance plan accounted for in the Employee Insurance – Health Fund (internal service fund).

The premium requirements of plan members are established and may be amended by the insurance committee comprised of 15 members, which include the County Mayor, three County Commissioners, four members at large, one highway representative, three employee representatives, two Board of Education representatives, and one Rutherford Education Association representative. The plan is self-insured and financed on a pay-as-you-go basis with the risk shared equally among the participants. Claims liabilities of the plan are periodically computed using actuarial and statistical techniques to establish premium rates. While the County Risk Management committee recommends the contribution policy, the County Commission approves and authorizes the policy in terms of subsidizing active employees or retired employees' premiums. During the year, plan members paid the following amounts to the plan for OPEB benefits as they became due: Primary Government $624,868, School Department $3,045,483, Community Care $66,171, Airport $3,853, and E-911 $0.

Benefits Provided:

Employees Hired after December 31, 2010

All full-time employees and eligible retirees of Rutherford County, the Smyrna-Rutherford County Airport (a joint venture), and the discretely presented Rutherford County School Department, Community Care of Rutherford County, Inc., and the Rutherford County Emergency Communications District (component units) are eligible to retire with medical insurance at age 60 with 20 years of service and 15 years on the plan, or any age with 30 years of service and 15 years on the plan. The county will provide $1,000 per month or the adequate rate, whichever is less, into a Health Reimbursement Account. All medical plan benefits will end with Medicare eligibility.

Employees Hired on or Before December 31, 2010

On December 31, 2010, if employees had worked full-time at Rutherford County, the Smyrna-Rutherford County Airport (a joint venture), and the discretely presented Rutherford County School Department, Community Care of Rutherford County, Inc., and the Rutherford County Emergency Communications District (component units) for a total of:

1. Less than six months of service, the eligibility requirements to retire with medical insurance at age 60 with 20 years of service and 15 years on the plan, or any age with 30 years of service and 15 years on the plan. The county will provide $1,000 per month or the adequate rate, whichever is less, into a Health Reimbursement Account. All medical plan benefits will end with Medicare eligibility.

2. Six months up to seven years of service, the eligibility requirements to retire with medical insurance are age 60 with 20 years of service and 15 years on the plan, or any age with 30 years of service and 15 years on the plan. For pre-65 and post-65, the county will provide $1,000 per month or the adequate rate, whichever, is less, into a Health Reimbursement Account. Pre-65 pharmacy benefits cease when the participant reaches age 65 or older (post-65) at retirement, there will not be any pharmacy benefits.

3. Seven up to ten years of service, the eligibility requirements to retire with medical insurance are age 60 with 20 years of service and 15 years on the plan, or any age with 30 years of service and 15 years on the plan. For pre-65 and post-65, the county will provide 50 percent for retirees and 25 percent for dependents of the adequate rate. Pre-65 pharmacy benefits cease when the participant reaches age 65 or older (post-65) at retirement, there will not be any pharmacy benefit.

4. Ten up to 20 years of service and were age 55 with 15 years of service and five years on the plan, age 62 with ten years of service and five years on the plan or any age with 30 years of service and five years on the plan, the eligibility requirements to retire have been met. For pre-65, the county will provide 50 percent for retirees and 50 percent for dependents of the adequate rate. For Post-65, the county pays 50 percent of adequate rate for Medicare supplement and county pharmacy plan.

5. Ten up to 20 years of service but you were not age 55 with 15 years of service and five years on the plan, age 62 with ten years of service and five years on the plan or any age with 30 years of service and five years on the plan, the eligibility requirements to retire with medical insurance are age 60 with 20 years of service and ten years on the plan, or any age with 30 years of service and ten years on the plan. For pre-65 and post-65, the county pays 50 percent of adequate rate. Pre-65 pharmacy benefits cease when the participant reaches age 65 or older and post-65 at retirement, there will not be any pharmacy benefit.

6. Twenty up to 30 years of service as of December 31, 2009, the eligibility requirements to retire with medical insurance are age 55 with 15 years of service and five years on the plan, age 62 with ten years of service and five years on the plan or any age with 30 years of service and five years on the plan. For pre-65, the county will provide 50 percent of the adequate rate for retired employee and dependents. For post-65, the county pays

50 percent of adequate rate for Medicare supplement and county pharmacy plan for retired employee and dependents.

7. Thirty or more years of service as of December 31, 2009, the eligibility requirements to retire with medical insurance are any age with 30 years of service and five years on the plan. For pre-65, the county will provide 50 percent of the adequate rate for retired employee and dependents. For post-65, the county pays 75 percent of adequate rate for themselves and 50 percent of the adequate rate for dependents for Medicare supplement and county pharmacy plan

An employee who becomes disabled becomes eligible for retiree health coverage if they are under age 65 and have completed at least ten years of service prior to total disability termination plus the employee must have had active coverage for a continuous five-year period and have filed and qualified for Medicare disability coverage. If the retiree is eligible for health insurance coverage, the coverage is also provided for the retiree's spouse and/or dependent children.

Employees Covered by Benefit Terms

At the valuation date of January 1, 2018, the following employees were covered by the benefit terms:

Active Employees	5,461
Inactive Employees or Beneficiaries	799
Total	6,260

Total OPEB Liability

The plan's total OPEB liability was measured as of July 1, 2018 and was determined by an actuarial valuation as of that date.

Actuarial Assumptions and Methods. The total OPEB liability on the July 1, 2018, measurement date was determined using the following actuarial assumptions and other inputs, applied to all periods included in the measurement, unless otherwise specified:

Actuarial Cost Method	Entry Age Normal
Discount Rate	3.58%
Inflation Rate	2.50%
Salary Increases	4.00%
Healthcare Cost Trend Rate	6.0% for medical and 8.5% for Rx in 2018 trending downward to an ultimate rate of 5% for both medical and Rx in 2028.
Retirees share of Benefit Related Cost	25% to 50% depending upon years of service and employment classification.
Future Participation Rates	40% to 80% depending on employment classification and whether grandfathered

The discount rate was based on the Bond Buyer GO-20 bond index.

Mortality rates for the plan were based on an experience study of the Tennessee Consolidated Retirement System.

The actuarial assumptions used for the June 30, 2019, fiscal year end were based on plan data and costs presented by Rutherford County with concurrence by the actuary.

Changes in Assumptions. The discount rate changed from 3.58 percent as of the beginning of the measurement period to 3.87 percent as of the measurement date of July 1, 2018.

Changes in the Total OPEB Liability

	Share of Collective Liability		
	Primary Government	School Department	Community Care
Balance July 1, 2017	$ 32,782,293	$ 155,772,597	$ 2,652,550
Changes for the Year:			
Service Cost	$ 916,999	$ 4,357,328	$ 74,198
Interest	1,199,430	5,702,574	97,117
Differences Between Expected and Actual Experiences	(1,386,900)	(22,030,226)	(427,307)
Change in Assumptions	(4,133,171)	(17,735,805)	(295,579)
Benefit Payments	(394,777)	(1,694,024)	(28,232)
Net Changes	$ (3,798,419)	$ (31,400,153)	$ (579,803)
Balance June 30, 2018	$ 28,983,874	$ 124,372,444	$ 2,072,747

	Share of Collective Liability		
	Airport	E-911	Total
Balance July 1, 2017	$ 75,630	$ 0	$ 191,283,070
Changes for the Year:			
Service Cost	$ 2,116	$ 0	$ 5,350,641
Interest	2,772	0	7,001,893
Differences Between Expected and Actual Experiences	(27,888)	98,980	(23,773,341)
Change in Assumptions	(6,491)	(12,207)	(22,183,253)
Benefit Payments	(620)	(1,166)	(2,118,819)
Net Changes	$ (30,111)	$ 85,607	$ (35,722,879)
Balance June 30, 2018	$ 45,519	$ 85,607	$ 155,560,191

During the year, the plan member's proportionate share of the collective OPEB liability was as follows: Primary Government 18.632%, School Department 79.951%, Community Care 1.333%, Airport .029%, and E-911 .055%. The proportionate share of each plan member was allocated based on actual benefit payments paid by the group.

OPEB Expense and Deferred Outflows of Resources and Deferred Inflows of Resources. For the year ended June 30, 2019, the plan recognized OPEB expense of $5,693,992, which was allocated as follows: primary government ($1,204,467); School Department ($4,409,752); Community Care ($70,653), Airport ($679); E-911 ($8,441). At June 30, 2019, the plan reported deferred outflows of resources and deferred inflows of resources related to their proportionate share of OPEB from the following sources:

Primary Government	Deferred Outflows of Resources	Deferred Inflows of Resources
Difference Between Expected and Actual Experience	$ 0	$ 1,251,988
Changes of Assumptions/Inputs	0	6,836,040
Benefits Paid After the Measurement Date	488,162	0
Total	$ 488,162	$ 8,088,028

School Department	Deferred Outflows of Resources	Deferred Inflows of Resources
Difference Between Expected and Actual Experience	$ 0	$ 19,887,208
Changes of Assumptions/Inputs	0	30,764,311
Benefits Paid After the Measurement Date	2,094,745	0
Total	$ 2,094,745	$ 50,651,519

Community Care	Deferred Outflows of Resources	Deferred Inflows of Resources
Difference Between Expected and Actual Experience	$ 0	$ 385,740
Changes of Assumptions/Inputs	0	518,058
Benefits Paid After the Measurement Date	34,910	0
Total	$ 34,910	$ 903,798

Airport	Deferred Outflows of Resources	Deferred Inflows of Resources
Difference Between Expected and Actual Experience	$ 0	$ 25,175
Changes of Assumptions/Inputs	0	13,024
Benefits Paid After the Measurement Date	767	0
Total	$ 767	$ 38,199

E-911	Deferred Outflows of Resources	Deferred Inflows of Resources
Difference Between Expected and Actual Experience	$ 89,352	$ 0
Changes of Assumptions/Inputs	0	11,020
Benefits Paid After the Measurement Date	1,442	0
Total	$ 90,794	$ 11,020

Amounts reported as deferred inflows and deferred outflows of resources (excluding benefits paid after the measurement date) related to OPEB will be recognized in OPEB expense as follows:

Year Ending June 30	**Primary Government**
2020	$ (911,962)
2021	(911,962)
2022	(911,962)
2023	(911,962)
2024	(911,962)
Thereafter	(3,528,218)

Year Ending June 30	**School Department**
2020	$ (5,650,150)
2021	(5,650,150)
2022	(5,650,150)
2023	(5,650,150)
2024	(5,650,150)
Thereafter	(22,400,769)

Year Ending June 30		**Community Care**
2020	$	(100,662)
2021		(100,662)
2022		(100,662)
2023		(100,662)
2024		(100,662)
Thereafter		(400,488)

Year Ending June 30		**Airport**
2020	$	(4,209)
2021		(4,209)
2022		(4,209)
2023		(4,209)
2024		(4,209)
Thereafter		(17,154)

Year Ending June 30		**E-911**
2020	$	8,441
2021		8,441
2022		8,441
2023		8,441
2024		8,441
Thereafter		36,127

In the tables shown above, positive amounts will increase OPEB expense while negative amounts will decrease OPEB expense.

Sensitivity of the Total OPEB Liability to Changes in the Discount Rate. The following presents the proportionate share of the total OPEB liability of the plan members calculated using the discount rate of 3.87 percent, as well as what the OPEB liability would be if it was calculated using a discount rate that is one percentage point lower (2.87%) or one percentage point higher (4.87%) than the current rate:

Primary Government	1% Decrease 2.87%	Current Discount Rate 3.87%	1% Increase 4.87%
Total OPEB Liability	$ 34,027,164	$ 28,983,874	$ 24,914,699

School Department	1% Decrease 2.87%	Current Discount Rate 3.87%	1% Increase 4.87%
Total OPEB Liability	$ 146,013,656	$ 124,372,444	$ 106,911,237

Community Care	1% Decrease 2.87%	Current Discount Rate 3.87%	1% Increase 4.87%
Total OPEB Liability	$ 2,433,412	$ 2,072,747	$ 1,781,745

Airport	1% Decrease 2.87%	Current Discount Rate 3.87%	1% Increase 4.87%
Total OPEB Liability	$ 53,440	$ 45,519	$ 39,129

E-911	1% Decrease 2.87%	Current Discount Rate 3.87%	1% Increase 4.87%
Total OPEB Liability	$ 100,501	$ 85,607	$ 73,587

Sensitivity of the Total OPEB Liability to Changes in the Healthcare Cost Trend Rate. The following presents the proportionate share of the total OPEB liability of the plan members calculated using the healthcare cost trend rate of 6 to 8.5 percent, as well as what the OPEB liability would be if it was calculated using a trend rate that is one percentage point lower or one percentage point higher (than the current rate:

Primary Government	1% Decrease 5 to 7.5%	Current Trend Rates 6 to 8.5%	1% Increase 7 to 9.5%
Total OPEB Liability	$ 24,968,290	$ 28,983,874	$ 33,977,436

School Department	1% Decrease 5 to 7.5%	Current Trend Rates 6 to 8.5%	1% Increase 7 to 9.5%
Total OPEB Liability	$ 107,141,202	$ 124,372,444	$ 145,800,267

Community Care	1% Decrease 5 to 7.5%	Current Trend Rates 6 to 8.5%	1% Increase 7 to 9.5%
Total OPEB Liability	$ 1,785,577	$ 2,072,747	$ 2,429,855

Airport	1% Decrease 5 to 7.5%	Current Trend Rates 6 to 8.5%	1% Increase 7 to 9.5%
Total OPEB Liability	$ 39,213	$ 45,519	$ 53,362

E-911	1% Decrease 5 to 7.5%	Current Trend Rates 6 to 8.5%	1% Increase 7 to 9.5%
Total OPEB Liability	$ 73,745	$ 85,607	$ 100,355

I. Office of Central Accounting and Budgeting

Office of Director of Finance

Rutherford County operates under Chapter 49, Private Acts of 1979, as amended. This act provides for a central system of accounting and budgeting covering all funds of the county. Accounting records of all funds are maintained under the supervision of the director of finance.

J. Purchasing Laws

Office of County Mayor

Rutherford County Purchasing Act of 2017, as amended, governs purchasing procedures for the general county government. This act provides for purchases to be made by the county mayor and for all purchases exceeding $25,000 (excluding emergency purchases) to be made based on competitive bids solicited through newspaper advertisement.

Office of Highway Superintendent

Chapter 55, Private Acts of 1951, as amended, and Section 54-7-113, *Tennessee Code Annotated* (*TCA*) (Uniform Road Law), govern purchasing procedures for the Highway Department. These statutes require all purchases exceeding $10,000 to be made on the basis of publicly advertised competitive bids.

Office of Director of Schools

Purchasing procedures for the discretely presented Rutherford County School Department are governed by purchasing laws applicable to schools as set forth in Section 49-2-203, *TCA*, which provides for the county Board of Education, through its executive committee (director of schools and chairman of the Board of Education), to make all purchases. This statute also requires competitive bids to be solicited through newspaper advertisement on all purchases exceeding $10,000.

K. Subsequent Events

On September 20, 2019, Rutherford County issued $14,610,000 in general obligation bonds for county communications equipment.

VI. OTHER NOTES – DISCRETELY PRESENTED COMMUNITY CARE OF RUTHERFORD COUNTY, INC.

A. Summary of Significant Accounting Policies

The summary of significant accounting policies of Community Care of Rutherford County, Inc., (the nursing home) is presented to assist in understanding the nursing home's financial statements. The financial statements and notes are representations of the nursing home's management who is responsible for their integrity and objectivity. These accounting policies conform with Generally Accepted Accounting Principles.

Reporting Entity - Component Unit – The nursing home is a component unit of the primary government of Rutherford County, Tennessee. The nursing home reports its financial information separately from Rutherford County;

however, the county, in its financial report, also discretely presents the nursing home's financial information.

Legally, the nursing home is a separate nonprofit entity that has considerable legal, financial, and administrative autonomy. However, as the governing board is not elected, but is instead entirely appointed by the Rutherford County Commission, and the county is contingently liable for all the nursing home's debt obligations, therefore, the nursing home cannot be a primary government. Instead, it qualifies as a component unit according to the directives of GASB.

The GASB specifies that component units must be legally separate organizations, which have financial accountability to a primary government. Financial accountability exists prima facie if a special-purpose government is not fiscally independent. GASB states that to be fiscally independent, the government has to have the authority to do all of three activities. One of these activities is to issue bonded debt without approval by another government. The nursing home may not issue debt without Rutherford County's approval, as the county remains contingently liable for all debt obligations. Because the nursing home is both a legal entity and financially accountable to the primary government of Rutherford County as the county commission appoints all members of the governing board and by the nature of its fiscal dependence on Rutherford County as described above, it is a component unit of Rutherford County, Tennessee.

Basis of Presentation – The financial statements are presented on the full accrual basis of accounting and conform to accounting principles generally accepted in the United States of America.

The accounts of the nursing home are organized on the basis of a proprietary fund type, specifically an enterprise fund. The activities of this fund are accounted for with a separate set of self-balancing accounts that comprise the district's assets, liabilities, net position, revenues, and expenses. Enterprise funds account for activities (i) that are financed with debt that is secured by a pledge of the net revenues from fees and charges of the activity; or (ii) that are required by laws or regulations that the activity's costs of providing services, including capital costs (such as depreciation or debt service), be recovered with fees and charges, rather than with taxes or similar revenues; or (iii) that the pricing policies of the activity establish fees and charges designed to recover its costs, including capital costs (such as depreciation or debt service).

The accounting and financial reporting treatment applied to the nursing home is determined by its measurement focus. The transactions of the nursing home are accounted for on a flow of economic resources measurement focus. With this measurement focus, all assets and all liabilities associated with the operations are included on the Statements of Net Position. Net position (i.e., total assets plus net deferred outflows net of total liabilities and

net deferred inflows) are segregated into net investment in capital assets, restricted for pensions, and unrestricted components.

When both restricted and unrestricted resources are available for use, it is the nursing home's policy to use restricted resources first and then unrestricted resources as they are needed.

Cash Flow – Cash and Cash Equivalents – The nursing home presents its cash flow statement using the direct method. For purposes of cash flow presentation, the nursing home considers cash in operating bank accounts, demand deposits, cash on hand, and certificates of deposit, which have original maturities of three months or less as cash and cash equivalents. At June 30, 2019, there were no certificates of deposit that qualified as cash equivalents.

Accounts Receivable and Allowance for Doubtful Accounts – Patient accounts receivable are stated at the amount the nursing home expects to collect from outstanding balances. Patient accounts receivable are due within ten days after the issuance of the request for payment. Third-party payer receivables are usually collected within 60 days. Receivables past due more than 120 days are considered delinquent. The nursing home provides for probable uncollectible amounts through a provision for bad debt expense and an adjustment to a valuation allowance based upon a review of outstanding receivables, historical collection information, and existing economic conditions. Delinquent accounts are written off based on individual evaluation and specific circumstances. Some delinquent accounts deemed to be collectible are placed with an attorney for collection.

Patient Service Revenue – Gross patient revenue is recorded on an accrual basis based on services rendered at amounts equal to established rates. Allowances for contractual adjustments are recorded for the differences between established rates and amounts estimated to be paid by the Medicare and Medicaid programs and other third-party payors. Contractual adjustments are deducted from gross patient revenue to determine net patient revenue. Amounts paid under Medicare and Medicaid programs are generally based on fixed rates per patient day, adjusted prospectively. All amounts earned under Medicare, Medicaid, and other governmental programs are subject to review by the third-party payors. Any differences between estimated settlements and final determinations are reflected in operations in the year finalized.

Inventories – Inventories consist of expendable supplies held for consumption and are reported at cost based on the first-in, first-out method.

Property and Equipment – Property and equipment are stated at cost. Depreciation of property and equipment is provided using the straight-line method. Maintenance and repairs are charged to operations when incurred. The nursing home eliminates the costs and related allowances from the accounts for properties sold or retired, and any resulting gains or losses are

included in income. Donated capital assets are valued at their estimated fair value on the date donated. The center estimates the useful lives of the respective classes of plant and equipment as follows:

Assets	Years
Leasehold Improvements	5 - 25
Transportation Equipment	4 - 5
Furniture, Fixtures, and Equipment	3 - 20

Deferred Outflows/Inflows of Resources – In addition to assets, the Statement of Net Position will sometimes report a separate section for deferred outflows of resources. This separate financial statement element, deferred outflows of resources, represents a consumption of net position that applies to a future period(s) and so will not be recognized as an outflow of resources (expense) until then. The nursing home has two items that qualify for reporting in this category. Accordingly, the items are reported in the Statement of Net Position. Contributions for the pension plan and other postemployment benefit plan (OPEB) were made during the fiscal year but after the measurement dates of the actuarial reports.

In addition to liabilities, the Statement of Net Position will sometimes report a separate section for deferred inflows of resources. This separate financial statement element, deferred inflows of resources, represents an acquisition of net position that applies to a future period(s) and so will not be recognized as an inflow of resources (revenue) until that time. The government has items that qualify for reporting in this category. Accordingly, the items are reported in the Statement of Net Position. The deferred outflows relate to certain amounts related to pensions and OPEB, such as differences between projected and actual earnings on pension plan investments and changes in pension plan assumptions as well as changes in OPEB assumptions.

Compensated Absences – Nursing home employees accrue personal leave or compensated absences by a prescribed formula based on length of service. Compensated absences related to nursing home employees are recorded within the period earned.

Operating Revenues and Expenses – The nursing home's operating revenues and expenses consist of revenues earned and expenses incurred relating to the operation and maintenance of its principal ongoing operations. All other revenues and expenses are reported as nonoperating revenues and expenses and consist of those revenues and expenses that are related to financing and investing type of activities and result from nonexchange transactions or ancillary activities. Operating revenues are reported net of contractual discounts and bad debt expense, which for the fiscal year ended June 30, 2019, amounted to $329,558 and $207,228, respectively.

Pensions – For purposes of measuring the net pension liability, deferred outflows of resources and deferred inflows of resources related to pensions, and pension expense, information about the fiduciary net position of Rutherford County's participation in the Public Employee Retirement Plan of the Tennessee Consolidated Retirement System (TCRS), and additions to/deductions from Rutherford County's fiduciary net position have been determined on the same basis as they are reported by the TCRS for the Public Employee Retirement Plan. For this purpose, benefits (including refunds of employee contributions) are recognized when due and payable in accordance with the benefit terms of the Public Employee Retirement Plan of TCRS. Investments are reported at fair value.

Estimates – The preparation of financial statements in conformity with generally accepted accounting principles requires management to make estimates and assumptions that affect certain reported amounts and disclosures. Accordingly, actual results could differ from those estimates.

Income Taxes – No provision for accrued income taxes is reflected on the financial statements, as the nursing home is exempt from income taxes as a nonprofit corporation as described in Section 501(c)(3) of the Internal Revenue Code.

Reclassifications – Certain reclassifications have been made to the prior year financial statements in order to conform to the current year presentation.

B. Cash and Certificates of Deposit

The nursing home is authorized to make investments in bonds, notes, or treasury bills of the United States; certificates of deposit at Tennessee state chartered or federally chartered banks and savings and loan associations; Federal Loan Bank bonds; Federal Home Loan Bank notes and bonds; Federal National Mortgage Association notes and debentures; banks or cooperative debentures; or any of its other agencies; or obligations guaranteed as to principal and interest by the United States or any of its agencies with a maturity not greater than one year, or in the pooled investment fund established under Tennessee law. During the year ended June 30, 2019, the board of directors chose to limit the investment of funds to certificates of deposit at banks and savings and loan institutions. Cash reserves for operations were held in bank checking and savings accounts.

Cash – At June 30, 2019, the carrying amount of cash was $2,447,516, and the bank balance was $2,678,195. In addition, the nursing home held patient funds in trust with a carrying amount of $16,828 and a bank balance of $17,073 at June 30, 2019. The entire amount of the nursing home's bank balances was covered by federal deposit insurance, or by collateral held in the Tennessee Bank Collateral Pool at June 30, 2019. The Tennessee Bank Collateral Pool is a multiple financial institution collateral pool in which member financial institutions holding public funds pledge collateral securities. In the event any member financial institution fails, the entire

collateral pool becomes available to satisfy the claims of governmental entities. The pool also has the ability to make additional assessments on a pro rata basis to members of the pool if the value of collateral is inadequate to cover a loss. Additionally, cash and the cash – patients funds presented on the balance sheet include $250 and $300 respectively, of cash on hand not included in cash deposits above.

C. Capital Assets

Capital asset activity for the year ended June 30, 2019, is summarized as follows:

Description	Balance 7-1-18	Additions	Retirements	Balance 6-30-19
Capital assets not being depreciated:				
Land improvements	$ 113,184	$ 0	$ 0	$ 113,184
Capital assets being depreciated:				
Leasehold improvements	951,894	39,194	0	991,088
Transportation equipment	89,903	0	0	89,903
Furniture, fixtures, and equipment	955,852	68,874	(15,878)	1,008,848
Total	$ 1,997,649	$ 108,068	$ (15,878)	$ 2,089,839
Accumulated depreciation:				
Leasehold improvements	$ 342,105	$ 41,889	$ 0	$ 383,994
Transportation equipment	85,463	1,452	0	86,915
Furniture, fixtures, and equipment	639,346	76,222	(15,500)	700,068
Total	$ 1,066,914	$ 119,563	$ (15,500)	$ 1,170,977
Capital assets being depreciated, net	$ 930,735	$ (11,495)	$ (378)	$ 918,862
Capital Assets, net	$ 1,043,919	$ (11,495)	$ (378)	$ 1,032,046

Depreciation expense for the fiscal year ended June 30, 2019, totaled $119,563.

D. Long-Term Liabilities

A summary of changes in the nursing home's governmental activities long-term debt transactions for the year ended June 30, 2019, are as follows:

	Balance 7-1-18	Additions	Reductions	Balance 6-30-19	Due Within One Year
Compensated absences	$ 169,870	$ 126,592	$ (148,322)	$ 148,140	$ 148,140
Total OPEB obligation	2,652,550	70,653	(650,456)	2,072,747	0
	$ 2,822,420	$ 197,245	$ (798,778)	$ 2,220,887	$ 148,140

E. Patient Funds Held in Trust

At June 30, 2019, the nursing home had a fiduciary responsibility for funds totaling $17,128 on behalf of patients. Of this amount, $16,828 was held in a separate interest-bearing cash account, $300 was held as cash on hand as patient trust petty cash.

The nursing home is required to maintain a cash account as a depository for patient funds. The fund is restricted in use and can be accessed only for providing spending money for patients, purchasing supplies for patients with cash in the fund, or paying amounts due to the nursing home for patient care, providing the amount does not include monies stipulated for patients' use only. All funds are required to be placed in an insured interest-bearing account.

F. Lease Commitment

The nursing home has a lease agreement with Rutherford County for the rental of the building, which it occupies. Under the lease terms, the nursing home will incur no lease expense as long as the nursing home meets its responsibility to pay timely its cost of the medical, hospital and life insurance premiums incurred. The lease agreement was renewed June 16, 2016, for an additional five year period commencing July 1, 2016, and ending June 30, 2021, and may be terminated by either party upon a 90-day written notice. For the year ended June 30, 2019, medical, hospital and life insurance premiums in the amount of $999,157 were paid timely.

G. Concentration of Credit Risk

The nursing home grants credits without collateral to its patients, most of whom are insured under third-party payer agreements. The receivables from residents and third-parties are comprised of:

Medicaid	39 %
Medicare	31
Private	17
Insurance	13

Approximately 87 percent of net patient revenue is derived from third-party payers.

H. Risk Management

The nursing home is exposed to various risks of loss related to torts; theft of, damage to, and destruction of assets; errors and omissions; injuries to employees; and natural disasters. The nursing home maintains commercial insurance coverage on each area of risk. Exposure is limited to claims in excess of standard policy limitations. The nursing home annually reviews its

insurance needs based on claims and/or potential claims to minimize exposure. There were no claims in excess of insurance coverage during the past three years.

All full-time employees of the nursing home are eligible to participate in Rutherford County's Employee Insurance – Health Fund, which is an internal service fund of Rutherford County. Premium charges are allocated to the nursing home and are based on actuarial estimates of the amounts needed to pay prior- and current-year claims.

I. Pension Plan

Plan Description. Employees of Community Care of Rutherford County, Inc., are provided a defined benefit pension plan through the Public Employee Retirement Plan, an agent multiple-employer pension plan administered by the TCRS. The TCRS was created by state statute under *Tennessee Code Annotated (TCA)*, Title 8, Chapters 34-37. The TCRS Board of Trustees is responsible for the proper operation and administration of the TCRS. The Tennessee Treasury Department, an agency in the legislative branch of state government, administers the plans of the TCRS. The TCRS issues a publicly available financial report that can be obtained at https://treasury.tn.gov/Retirement/Boards-and-Governance/Reporting-and-Investment-Policies.

Since Community Care of Rutherford County, Inc., is a component unit of Rutherford County and does not have its own distinct agent multiple-employer pension plan, the plan is treated as a cost-sharing plan for purposes of Community Care of Rutherford County, Inc.'s stand-alone financial statements. Community Care of Rutherford County, Inc., comprises 3.54 percent of the plan based on contribution data.

Benefits Provided. *TCA*, Title 8, Chapters 34-37 establish the benefit terms and can be amended only by the Tennessee General Assembly. The chief legislative body may adopt the benefit terms permitted by statute. Members are eligible to retire with an unreduced benefit at age 60 with five years of service credit or after 30 years of service credit regardless of age. Benefits are determined by a formula using the member's highest five consecutive year average compensation and the member's years of service credit. Reduced benefits for early retirement are available to vested members at age 55. Members vest with five years of service credit. Service related disability benefits are provided regardless of length of service. Five years of service is required for non-service related disability eligibility. The service related and non-service related disability benefits are determined in the same manner as a service retirement benefit but are reduced ten percent and include projected service credits. A variety of death benefits is available under various eligibility criteria.

Member and beneficiary annuitants are entitled to an automatic cost of living adjustment (COLA) after retirement. A COLA is granted each July for

annuitants retired prior to the second of July of the previous year. The COLA is based on the change in the consumer price index (CPI) during the prior calendar year, capped at three percent, and applied to the current benefit. No COLA is granted if the change in the CPI is less than one-half percent. A one percent COLA is granted if the CPI change is between one-half percent and one percent. A member who leaves employment may withdraw their employee contributions, plus any accumulated interest.

Contributions. Contributions for employees are established in the statutes governing the TCRS and may only be changed by the Tennessee General Assembly. Employees are non-contributory. Community Care of Rutherford County, Inc., makes employer contributions at the rate set by the Board of Trustees as determined by an actuarial valuation. For the year ended June 30, 2019, employer contributions for Community Care of Rutherford County, Inc., were $413,785 based on a rate of 10.66 percent of covered payroll, which was higher than the employer actuarially determined contribution rate of 8.72 percent of covered payroll. By law, employer contributions are required to be paid. The TCRS may intercept state shared taxes of Rutherford County, the primary government, if required employer contributions are not remitted. The employer's actuarially determined contribution and member contributions are expected to finance the costs of benefits earned by members during the year, the cost of administration, as well as an amortized portion of any unfunded liability.

Net Pension Liability (Asset)

Pension Assets. At June 30, 2019, Community Care of Rutherford County, Inc., reported an asset of $543,151 for its proportionate share of the net pension asset. The net pension asset was measured as of June 30, 2018, and the total pension liability used to calculate the net pension asset was determined by an actuarial valuation as of that date. The nursing home's portion of the net pension asset was based on a projection of the nursing home's long-term share of contributions to the pension plan relative to the actuarially determined projected contributions of all participating entities. At June 30, 2019, Community Care of Rutherford County, Inc.'s proportion was 3.54 percent.

Actuarial Assumptions. The total pension liability as of the June 30, 2018, actuarial valuation was determined using the following actuarial assumptions, applied to all periods included in the measurement:

Inflation	2.5%
Salary Increases	Graded Salary Ranges from 8.72% to 3.44% Based on Age, Including Inflation, Averaging 4.00%
Investment Rate of Return	7.25%, Net of Pension Plan Investment Expenses, Including Inflation
Cost of Living Adjustment	2.25%

Mortality rates were based on actual experience including an adjustment for some anticipated improvement.

The actuarial assumptions used in the June 30, 2018, actuarial valuation were based on the results of an actuarial experience study performed for the period July 1, 2012, through June 30, 2016. The demographic assumptions were adjusted to more closely reflect actual and expected future experience.

The long-term expected rate of return on pension plan investments was established by the TCRS Board of Trustees in conjunction with the June 30, 2016, actuarial experience study. A blend of future capital market projections and historic market returns was used in a building-block method in which a best-estimate of expected future real rates of return (expected returns, net of pension plan investments expense and inflation) is developed for each major asset class. These best-estimates are combined to produce the long-term expected rate of return by weighing the expected future real rates of return by the target asset allocation percentage and by adding expected inflation of 2.5 percent.

The best-estimates of geometric real rates of return and the TCRS investment policy target asset allocation for each major class are summarized in the following table:

Asset Class	Percentage Long-term Expected Real Rate of Return	Percentage Target Allocations
U.S. Equity	5.69 %	31 %
Developed Market International Equity	5.29	14
Emerging Market International Equity	6.36	4
Private Equity and Strategic Lending	5.79	20
U.S. Fixed Income	2.01	20
Real Estate	4.32	10
Short-term Securities	0.00	1
Total		100 %

The long-term expected rate of return on pension plan investments was established by the TCRS Board of Trustees as 7.25 percent based on a blending of the three factors described above.

Discount Rate. The discount rate used to measure the total pension liability was 7.25 percent. The projection of cash flows used to determine the discount rate assumes that employee contributions will be made at the current rate and that contributions from Community Care of Rutherford County, Inc., will be made at the actuarially determined contribution rate pursuant to an actuarial valuation in accordance with the funding policy of the TCRS Board of Trustees and as required to be paid by state statute. Based on those assumptions, the pension plan's fiduciary net position was projected to be available to make projected future benefit payments of current active and inactive members. Therefore, the long-term expected rate of return on pension plan investments was applied to all periods of projected benefit payments to determine the total pension liability.

Sensitivity of the Net Pension Liability (Asset) to Changes in the Discount Rate. The following presents the net pension liability (asset) of Community Care of Rutherford County, Inc., calculated using the discount rate of 7.25 percent, as well as what the net pension liability (asset) would be if it was calculated using a discount rate that is one percentage point lower (6.25%) or one percentage point higher (8.25%) than the current rate:

Community Care of Rutherford County	1% Decrease 6.25%	Current Discount Rate 7.25%	1% Increase 8.25%
Net Pension Liability	$ 915,689	$ (543,151)	$ (1,744,403)

Pension Expense (Negative Pension Expense) and Deferred Outflows of Resources and Deferred Inflows of Resources Related to Pensions

Pension Expense. For the year ended June 30, 2019, Community Care of Rutherford County, Inc., recognized pension expense of $224,399.

Deferred Outflows of Resources and Deferred Inflows of Resources. For the year ended June 30, 2019, Community Care of Rutherford County, Inc., reported deferred outflows of resources and deferred inflows of resources related to pensions from the following sources:

	Deferred Outflows of Resources	Deferred Inflows of Resources
Differences Between Expected and Actual Experience	$ 31,378	$ 104,416
Net Difference Between Projected and Actual Earnings on Pension Plan Investments		49,271
Changes in Assumptions	141,900	
Contributions Subsequent to the Measurement Date of June 30, 2018	413,785	
Total	$ 587,063	$ 153,687

The amount shown above for "Contributions Subsequent to the Measurement Date of June 30, 2018," will be recognized as a reduction (increase) to net pension liability (asset) in the following measurement period.

Amounts reported as deferred outflows of resources and deferred inflows of resources related to pensions will be recognized in pension expense as follows:

Year Ending June 30	Amount
2020	$ 72,414
2021	4,010
2022	(74,770)
2023	6,658
2024	20,478
Thereafter	(9,199)

In the table shown above, positive amounts will increase pension expense while negative amounts will decrease pension expense.

Payable to the Pension Plan. At June 30, 2019, the nursing home reported a payable of $30,675 for outstanding contributions due to the pension plan at June 30, 2019.

J. Other Postemployment Benefits (OPEB)

Community Care of Rutherford County, Inc., provides OPEB benefits to their retirees through a single commercial insurance plan of Rutherford County (the County) administered by Cigna Insurance Company. For reporting purposes, the plan is considered a single-employer defined benefit OPEB plan based on criteria in Statement No. 75 of the Governmental Accounting Standards Board (GASB). The plan is funded on a pay-as-you-go basis and there are no assets accumulating in a trust that meets the criteria of paragraph 4 of GASB Statement No. 75.

Plan Description. All full-time employees and eligible retirees of the nursing home are eligible to participate in the health insurance plan accounted for in the Employee Insurance – Health Fund (internal service fund) of the County.

The premium requirements of plan members are established and may be amended by the insurance committee comprised of 15 members, which include the County Mayor, three county commissioners, four members at large, one highway representative, three employee representatives, two Board of Education representatives, and one Rutherford Education Association representative. The plan is self-insured and financed on a pay-as-you-go basis with the risk shared equally among the participants. Claims liabilities of the plan are periodically computed using actuarial and statistical techniques to establish premium rates. While the County Risk Management committee recommends the contribution policy, the County Commission approves and authorizes the policy in terms of subsidizing active employees or retired employees' premiums. During the year, Community Care of Rutherford County, Inc., paid $66,171 to the plan for OPEB benefits as they became due.

Benefits Provided:

Employees after December 31, 2010

All full-time employees and eligible retirees of Community Care of Rutherford County, Inc., are eligible to retire with medical insurance at age 60 with 20 years of service and 15 years on the plan, or any age with 30 years of service and 15 years on the plan. The county will provide $1,000 per month or the adequate rate, whichever is less, into a Health Reimbursement Account. All medical plan benefits will end with Medicare eligibility.

Employees Hired on or Before December 31, 2010

On December 31, 2010, if employees had worked full-time at Community Care of Rutherford County, Inc., for a total of:

1. Less than six months of service, the eligibility requirements to retire with medical insurance at age 60 with 20 years of service and 15 years on the plan, or any age with 30 years of service and 15 years on the plan. The county will provide $300 per month or the adequate rate, whichever is less, into a Health Reimbursement Account. All medical plan benefits will end with Medicare eligibility.

2. Six months up to seven years of service, the eligibility requirements to retire with medical insurance are age 60 with 20 years of service and 15 years on the plan, or any age with 30 years of service and 15 years on the plan. For pre-65 and post-65, the county will provide $500 per month or the adequate rate, whichever, is less, into a Health Reimbursement Account. Pre-65 pharmacy benefits cease when the participant reaches age 65 or older (post-65) at retirement, there will not be any pharmacy benefits.

3. Seven up to ten years of service, the eligibility requirements to retire with medical insurance are age 60 with 20 years of service and 15 years on the plan, or any age with 30 years of service and 15 years on the plan. For pre-65 and post-65, the county will provide 50 percent for retirees and 25 percent for dependents of the adequate rate. Pre-65 pharmacy benefits cease when the participant reaches age 65 or older (post-65) at retirement, there will not be any pharmacy benefit.

4. Ten up to 20 years of service and were age 55 with 15 years of service and five years on the plan, age 62 with ten years of service and five years on the plan or any age with 30 years of service and five years on the plan, the eligibility requirements to retire have been met. For pre-65, the county will provide 50 percent for retirees and 50 percent for dependents of the adequate rate. For Post-65, the county pays 50 percent of adequate rate for Medicare supplement and county pharmacy plan.

5. Ten up to 20 years of service but you were not age 55 with 15 years of service and five years on the plan, age 62 with ten years of service and five years on the plan or any age with 30 years of service and five years on the plan, the eligibility requirements to retire with medical insurance are age 60 with 20 years of service and ten years on the plan, or any age with 30 years of service and ten years on the plan. For pre-65 and post-65, the county pays 50 percent of adequate rate. Pre-65 pharmacy benefits cease when the participant reaches age 65 or older and post-65 at retirement, there will not be any pharmacy benefit.

6. Twenty up to 30 years of service as of December 31, 2009, the eligibility requirements to retire with medical insurance are age 55 with 15 years of service and five years on the plan, age 62 with ten years of service and five years on the plan or any age with 30 years of service and five years on the plan. For pre-65, the county will provide 50 percent of the adequate rate. For post-65, the county pays 50 percent of adequate rate for Medicare supplement and county pharmacy plan.

7. Thirty or more years of service as of December 31, 2009, the eligibility requirements to retire with medical insurance are any age with 30 years of service and five years on the plan. For pre-65, the county will provide a 50 percent of the adequate rate. For post-65, the county pays 75 percent of adequate rate for themselves and 50 percent of the adequate rate for dependents for Medicare supplement and county pharmacy plan.

An employee who becomes disabled becomes eligible for retiree health coverage if they are under age 65 and have completed at least ten years of service prior to total disability termination plus the employee must have had active coverage for a continuous five-year period and have filed and qualified for Medicare disability coverage. If the retiree is eligible for health insurance coverage, the coverage is also provided for the retiree's spouse and/or dependent children.

Total OPEB Liability

The plan's total OPEB liability was measured as of July 1, 2018, and was determined by an actuarial valuation as of that date.

Actuarial Assumptions and Methods. The total OPEB liability on the July 1, 2018, measurement date was determined using the following actuarial assumptions and other inputs, applied to all periods included in the measurement, unless otherwise specified:

Actuarial Cost Method	Entry Age Normal
Discount Rate	3.58%
Inflation Rate	2.50%
Salary Increases	4.00%
Healthcare Cost Trend Rate	6% for medical and 8.5% for Rx in 2018 trending downward to an ultimate rate of 5% for both medical and Rx in 2028.
Retirees share of Benefit Related Cost	25% to 50% depending upon years of service and employment classification.
Future Participation Rates	40% to 80% depending on employment classification and whether grandfathered

The discount rate was based on the Bond Buyer GO-20 bond index.

Mortality rates for the plan were based on an experience study of the Tennessee Consolidated Retirement System.

The actuarial assumptions used for the June 30, 2019, fiscal year end were based on plan data and costs presented by Rutherford County with concurrence by the actuary.

Changes in Assumptions. The discount rate changed from 3.58 percent as of the beginning of the measurement period to 3.87 percent as of the measurement date of July 1, 2018.

During the year, the nursing home's proportionate share of the collective OPEB liability was 1.333%. The proportionate share of each plan member was allocated based on actual benefit payments paid by the group.

OPEB Expense and Deferred Outflows of Resources and Deferred Inflows of Resources. For the year ended June 30, 2019, the nursing home's portion of OPEB expense recognized by the plan was $70,653. At June 30, 2019, the nursing home reported its proportionate share of deferred outflows of resources and deferred inflows of resources from the following sources:

	Deferred Outflows of Resources	Deferred Inflows of Resources
Difference Between Expected and Actual Experience	$ 0	$ 385,740
Changes of Assumptions/Inputs	0	518,058
Benefits Paid After the Measurement Date	34,910	0
Total	$ 34,910	$ 903,798

Amounts reported as deferred inflows and deferred outflows of resources (excluding benefits paid after the measurement date) related to OPEB will be recognized in OPEB expense as follows:

Year Ending June 30		
2019	$	(100,662)
2020		(100,662)
2021		(100,662)
2022		(100,662)
2023		(100,662)
Thereafter		(400,488)

In the table shown above, positive amounts will increase OPEB expense while negative amounts will decrease OPEB expense.

Sensitivity of the Nursing Home's Proportionate Share of the Total OPEB Liability to Changes in the Discount Rate. The following presents the nursing home's proportionate share of the total OPEB liability calculated using the discount rate of 3.87 percent, as well as what the OPEB liability would be if it was calculated using a discount rate that is one percentage point lower (2.87%) or one percentage point higher (4.87%) than the current rate:

Community Care	1% Decrease 2.87%	Current Discount Rate 3.87%	1% Increase 4.87%
Total OPEB Liability	$ 2,433,412	$ 2,072,747	$ 1,781,745

Sensitivity of the Nursing Home's Proportionate Share of the Total OPEB Liability to Changes in the Healthcare Cost Trend Rate. The following presents the nursing home's proportionate share of the total OPEB liability calculated using the healthcare cost trend rate of 6 to 8.5 percent, as well as what the nursing home's proportionate share of the total OPEB liability would be if it was calculated using a trend rate that is one percentage point lower or one percentage point higher (than the current rate:

Community Care	1% Decrease 5 to 7.5%	Current Trend Rates 6 to 8.5%	1% Increase 7 to 9.5%
Total OPEB Liability	$ 1,785,577	$ 2,072,747	$ 2,429,855

K. Health Care Regulations

The health care industry is subject to numerous laws and regulations of federal, state, and local governments. These laws and regulations include, but are not necessarily limited to, matters such as licensure, accreditation, government health care program participation requirements, reimbursement for patient/resident services, and Medicare and Medicaid fraud and abuse. Recently, government activity has increased with respect to investigations and allegations concerning possible violations of fraud and abuse statutes and regulations by health care providers. Violations of these laws and regulations could result in expulsion from government health care programs together with the imposition of significant fines and penalties, as well as repayments for patient/resident services previously billed. Management believes that the nursing home is in compliance with fraud and abuse statutes, as well as other applicable government laws and regulations. Compliance with such laws and regulations can be subject to future government review and interpretation as well as regulatory actions unknown or unasserted at this time.

L. Prior-period Adjustment

It was determined during the year that the Nursing Home had underpaid its portion of employee health insurance to the County for several months in 2017. The Nursing Home agreed to pay the total amount of $103,342 in twelve monthly installments beginning July 2019. This amount has been recorded as a prior-period adjustment in the Statement of Activities and Due to County in the Statement of Net Position. Per the terms of the lease agreement with the County, as disclosed in Note F, the Nursing Home must meet its responsibility to pay these costs timely in order to incur no lease expense. The County did not charge the Nursing Home any lease expense due to the Nursing Home's untimely payments.

M. Subsequent Events

The nursing home has evaluated subsequent events through the date the financial statements were available to be issued and determined that no subsequent events have occurred that require adjustment to or disclosure in the financial statements.

VII. OTHER NOTES – DISCRETELY PRESENTED RUTHERFORD COUNTY EMERGENCY COMMUNICATIONS DISTRICT

A. Summary of Significant Accounting Policies

General Information – On May 15, 1984, the Tennessee state legislature approved the Tennessee Emergency Communications District Law (Acts 1984, ch. 867), which enables a county, upon approval by voters, to create a district to provide local emergency telephone service. Subsequently, on May 6, 1986, the voters of Rutherford County approved the establishment of a district for their county, the Rutherford County Emergency Communications District.

As provided by the act, the district operates as a governmental organization through the directives of a board of directors and provides enhanced emergency telephone service for its service area. The directors serve without compensation for terms of four years. By their authority, they have employed a full-time director to assist the board in discharging its management responsibilities.

Financial Reporting Entity - Component Unit – The district is a component unit of the primary government of Rutherford County, Tennessee. The district reports its financial information separately from Rutherford County; however, the county in its financial report also presents the district's financial information.

Legally, the district is a separate governmental entity that has considerable legal, financial, and administrative autonomy. However, as the governing board is not elected, but instead is entirely appointed by the Rutherford County Commission, the district cannot be a primary government. Instead, it qualifies as a component unit according to the directives of the Governmental Accounting Standards Board (GASB).

The GASB specifies that component units must be legally separate organizations, which have financial accountability to a primary government. Financial accountability exists prima facie if a special-purpose government is not fiscally independent. GASB states that to be fiscally independent, the government has to have the authority to do all of three activities. Two of these are to issue bonded debt without approval by another government and to levy taxes or set rates or charges without approval by another government. As provided by Section 7-86-114, *Tennessee Code Annotated*, before issuing negotiable bonds, the district must have approval of the legislative body of a county wherein a district is established. It also must have approval before making purchase contracts, lease agreements, and notes payable of over five years' duration. In addition, the Rutherford County Commission has the ability to adjust the district's service charges. Because the district is both a legal entity and is financially accountable to the primary government of Rutherford County, as the county commission appoints all members of the

governing board and by the nature of its fiscal dependence on Rutherford County as described above, it is a component unit of Rutherford County.

At June 30, 2019, there were no related receivables or payables between Rutherford County and the district. The district did not engage in any activities that were subject to the approval of Rutherford County.

Basis of Presentation – The financial statements are presented on the full accrual basis of accounting and conform to accounting principles generally accepted in the United States of America.

As a component unit of Rutherford County, the accounts of the district are organized on the basis of a proprietary fund type, specifically an enterprise fund. The activities of this fund are accounted for with a separate set of self-balancing accounts that comprise the district's assets, liabilities, net position, revenues, and expenses. Enterprise funds account for activities (i) that are financed with debt that is secured by a pledge of the net revenues from fees and charges of the activity; or (ii) that are required by laws or regulations that the activity's costs of providing services, including capital costs (such as depreciation or debt service), be recovered with fees and charges, rather than with taxes or similar revenues; or (iii) that the pricing policies of the activity establish fees and charges designed to recover its costs, including capital costs (such as depreciation or debt service).

The accounting and financial reporting treatment applied to the district is determined by its measurement focus. The transactions of the district are accounted for on a flow of economic resources measurement focus. With this measurement focus, all assets and all liabilities associated with the operations are included on the Statements of Net Position. Net position (i.e., total assets plus net deferred outflows net of total liabilities and net deferred inflows) is segregated into investment in capital assets and unrestricted components.

When both restricted and unrestricted resources are available for use, it is the district's policy to use restricted resources first and then unrestricted resources as they are needed.

Cash Flow - Cash and Cash Equivalents – The district presents its cash flow statement using the direct method. For purposes of cash flow presentation, the district considers cash in operating bank accounts, cash on hand, and certificates of deposit that have original maturities of three months or less as cash and cash equivalents. At June 30, 2019, there were no certificates of deposit that qualified as cash equivalents.

Budgetary Law and Practice – The director of the district files an annual budget with the mayor of Rutherford County in accordance with *Tennessee Code Annotated*, Title 7, Chapter 86, Part 1. In April of each year, the director presents a preliminary budget to the board of directors, which is then discussed and amended as necessary for approval by the board.

The budget for operations is prepared on the cash receipts and disbursements basis by line-item accounts. Revenues are budgeted in the year receipt is expected, and disbursements are budgeted in the year that the disbursement is expected to occur. The board has determined to maintain an investment approximating 12 months of the operating budget or $600,000 in cash and certificates of deposit as a resource for future expenses.

Prepaid Expenses – The costs of prepaid insurance and any other applicable prepaid costs are charged to operations over the period of coverage. For the year ended June 30, 2019, prepaid insurance and service contract costs were $112,017.

Property and Equipment – Property and equipment are stated at cost. The district defines capital assets as assets with an initial, individual cost of more than $10,000 and an estimated useful life in excess of one year. For financial statement purposes, depreciation of property and equipment is provided using the straight-line method. Maintenance and repairs are charged to operations when incurred. Major renewals and betterments are capitalized. When items of property and equipment are sold or retired, the related costs and accumulated depreciation are removed from the accounts, and any gain or loss is included as nonoperating revenue or loss.

The estimated useful lives are as follows:

Assets	Years
Buildings and Improvements	40
Furniture and Fixtures	6 - 10
Office Equipment	3 - 10
Communications Equipment	5 - 10
Vehicles	5
Other Capital Assets	5-10

Compensated Absences – The Board of Directors voted to adopt a policy for vacation, sick leave, and holidays effective January 1, 1995. Full-time, permanent employees are granted vacation benefits in varying amounts to specified maximums depending on tenure with the district. Excess days earned are transferred to sick leave days. Sick leave accrues to full-time, permanent employees at the rate of one day per month of service. An employee is entitled to accrue sick leave days without limitation on the number of days. If an employee should leave prior to the vesting of his retirement benefits, no compensation will be paid for unused sick days. After an employee is eligible to receive vested benefits in the retirement plan, any sick leave that said employee has accrued will be credited to retirement service days. Non-exempt employees are entitled to overtime or compensatory time.

An estimated liability for vacation has been accrued under the vesting method. The estimated amount calculated for compensated absences was recorded as a liability at June 30, 2019, and is $63,966.

Estimates – The preparation of financial statements in conformity with generally accepted accounting principles requires management to make estimates and assumptions that affect certain reported amounts and disclosures. Accordingly, actual results could differ from those estimates.

Operating Revenues and Expenses – The district's operating revenues and expenses consist of revenues earned and expenses incurred relating to the operation and maintenance of its principal ongoing operations. All other revenues and expenses are reported as nonoperating revenues and expenses and consist of those revenues and expenses that are related to financing and investing type of activities and result from nonexchange transactions or ancillary activities.

Pensions – For purposes of measuring the net pension liability, deferred outflows of resources and deferred inflows of resources related to pensions, and pension expense, information about the fiduciary net position of Rutherford County Emergency Communication District's participation in the Public Employee Retirement Plan of the Tennessee Consolidated Retirement System (TCRS), and additions to/deductions from Rutherford County Emergency Communication District's fiduciary net position have been determined on the same basis as they are reported by the TCRS for the Public Employee Retirement Plan. For this purpose, benefits (including refunds of employee contributions) are recognized when due and payable in accordance with the benefit terms of the Public Employee Retirement Plan of TCRS. Investments are reported at fair value.

Deferred Outflows/Inflows of Resources – In addition to assets, the statement of financial position will sometimes report a separate section for deferred outflows of resources. This separate financial statement element, deferred outflows of resources, represents a consumption of net position that applies to a future period(s) and so will not be recognized as an outflow of resources (expense) until then. The district currently has items that include actuarial losses related to the differences between expected and actual experience for the pension plan's adopted economic and demographic assumptions, as well as employer contributions. Changes in actuarial assumptions that result in an actuarial loss are included in deferred outflows of resources.

In addition to liabilities, the statement of financial position will sometimes report a separate section for deferred inflows of resources. This separate financial statement element, deferred inflows of resources, represents an acquisition of net position that applies to a future period(s) and so will not be recognized as an inflow of resources (revenue) until that time. The district has one item that qualifies for reporting in this category related to pension changes in investment earnings.

B. Cash and Certificates of Deposit Investments

The district follows state statutes requiring all deposits with financial institutions to be secured by one of two methods. One method involves financial institutions that participate in the bank collateral pool administered by the state treasurer. The Tennessee Bank Collateral Pool (the pool) is a multiple financial institution collateral pool to which member financial institutions holding public funds pledge collateral securities. In the event any member financial institution fails, the entire collateral pool becomes available to satisfy the claims of governmental entities. Public fund accounts covered by the pool are considered to be insured for purposes of custodial risk exposure. The pool also has the ability to make additional assessments on a pro rata basis to the members of the pool if the value of collateral is inadequate to cover a loss.

The district does not have a formal policy regarding types of investments authorized. State Statutes authorize the district to make investments in bonds, notes, or treasury bills of the United States, Federal Land Bank bonds, Federal Home Loan Bank notes and bonds, Federal National Mortgage Association notes and debentures, banks for cooperative debentures, or any of its other agencies, or obligations guaranteed as to principal and interest by the United States or any of its agencies with a maturity not greater than one year, or in the pooled investment fund established under Tennessee law. For deposits with financial institutions that do not participate in the bank collateral pool, state statutes require that all deposits be collateralized with collateral whose market value is equal to 105 percent of the uninsured amount of the deposits. The collateral must be placed by the depository bank in an escrow account in a second bank for the benefit of the government.

During the year ended June 30, 2019, the Board of Directors chose to limit the investment of funds to demand deposits and certificates of deposits at banking institutions.

At June 30, 2019, the carrying amount of cash deposits was $2,504,501, and the bank balance was $2,746,212, as listed below. All bank accounts earn a variable rate of interest. At June 30, 2019, the entire bank balance was covered by federal depository insurance or by collateral held in the Tennessee Bank Collateral Pool.

Cash Accounts	Interest Rate	Carrying Amount	Bank Balance
SunTrust Bank checking	0.04%	$ 2,254,247	$ 2,495,958
SunTrust Bank cash investment	0.04	250,254	250,254
Total		$ 2,504,501	$ 2,746,212

The district's certificates of deposit are insured by the Federal Deposit Insurance Corporation or the Tennessee Bank Collateral Pool and are shown at fair value. The district manages its exposure to decreasing interest rates by staggering the maturity dates of the certificates of deposit.

Certificates of Deposit – At June 30, 2019, the district held the following certificates of deposit:

Bank	Maturity	Interest	Amount
CB & S Bank	12-19-21	0.90 %	$ 250,000
First Bank	11-6-20	2.80	250,000
Pinnacle Bank	1-13-22	1.30	250,000
SunTrust Bank	12-16-20	1.24	250,000
First Nat'l Bank of McMinnville	12-16-20	1.05	250,000
U.S. Bank	8-20-19	0.75	249,999
F&M Bank	10-24-19	1.00	250,010
Bank of America	8-22-19	0.12	250,000
First Nat'l Bank of Manchester	4-18-21	1.25	250,000
Wilson Bank & Trust	10-19-19	0.95	250,000
SmartBank	7-20-19	1.75	250,000
Total			$ 2,750,009

C. Capital Assets

Capital assets are summarized as follows:

	Balance 7-1-18	Additions	Reductions	Balance 6-30-19
Depreciable Assets				
Buildings and Improvements	$ 1,229,683	$ 0	$ 0	$ 1,229,683
Furniture and Fixtures	115,418	0	0	115,418
Office Equipment	25,642	0	(5,242)	20,400
Communications Equipment	2,015,948	0	(2,095)	2,013,853
Vehicle	48,775	0	0	48,775
Other Capital Assets	446,617	74,527	(14,436)	506,708
Total	$ 3,882,083	$ 74,527	$ (21,773)	$ 3,934,837
Less: Accumulated Depreciation				
Buildings and Improvements	$ (490,759)	$ (32,935)	$ 0	$ (523,694)
Furniture and Fixtures	(48,660)	(6,966)	0	(55,626)
Office Equipment	(25,642)	0	5,242	(20,400)
Communications Equipment	(775,002)	(184,072)	2,095	(956,979)
Vehicle	(41,635)	(3,894)	0	(45,529)
Other Capital Assets	(337,543)	(59,736)	14,436	(382,843)
Total	$ (1,719,241)	$ (287,603)	$ 21,773	$ (1,985,071)
Non-depreciable Assets				
Land	$ 17,500	$ 0	$ 0	$ 17,500
Construction in Progress	0	0	0	0
Total	$ 17,500	$ 0	$ 0	$ 17,500
Total Capital Assets	$ 2,180,342	$ (213,076)	$ 0	$ 1,967,266

D. Retirement Plan

Plan Description – Employees of Rutherford County Emergency Communications District are provided a defined benefit pension plan through the Public Employee Retirement Plan, an agent multiple-employer pension plan administered by the TCRS. The TCRS was created by state statute under *Tennessee Code Annotated (TCA),* Title 8, Chapters 34-37. The TCRS Board of Trustees is responsible for the proper operation and administration of the TCRS. The Tennessee Treasury Department, an agency in the legislative branch of state government, administers the plans of the TCRS. The TCRS issues a publicly available financial report that can be obtained at www.treasury.tn.gov/tcrs.

Benefits Provided – *TCA,* Title 8, Chapters 34-37 establish the benefit terms and can be amended only by the Tennessee General Assembly. The chief legislative body may adopt the benefit terms permitted by statute. Members are eligible to retire with an unreduced benefit at age 60 with five years of service credit or after 30 years of service credit regardless of age.

Benefits are determined by a formula using the member's highest five consecutive year average compensation and the member's years of service credit. Reduced benefits for early retirement are available at age 55 and vested. Members vest with five years of service credit. Service related disability benefits are provided regardless of length of service. Five years of service is required for non-service related disability eligibility. The service related and non-service related disability benefits are determined in the same manner as a service retirement benefit but are reduced 10 percent and include projected service credits. A variety of death benefits is available under various eligibility criteria.

Member and beneficiary annuitants are entitled to automatic cost of living adjustments (COLAs) after retirement. A COLA is granted each July for annuitants retired prior to the 2nd of July of the previous year. The COLA is based on the change in the consumer price index (CPI) during the prior calendar year, capped at three percent, and applied to the current benefit. No COLA is granted if the change in the CPI is less than one-half percent. A one percent COLA is granted if the CPI change is between one-half percent and one percent. A member who leaves employment may withdraw their employee contributions, plus any accumulated interest.

Employees Covered by Benefit Terms – At the measurement date of June 30, 2018, the follow employees were covered by the benefit terms:

Inactive employees or beneficiaries currently receiving benefits	1
Inactive employees entitled to but not yet receiving benefits	1
Active employees	4
Total	6

Contributions – Contributions for employees are established in the statutes governing the TCRS and may only be changed by the Tennessee General Assembly. Rutherford County Emergency Communications District has adopted a noncontributory retirement plan for its employees. Rutherford County Emergency Communications District makes employer contributions at the rate set by the Board of Trustees as determined by an actuarial valuation. For the year ended June 30, 2019, the employer contributions for Rutherford County Emergency Communications District were $35,982 based on a rate of 11.34 percent of covered payroll. By law, employer contributions are required to be paid. The TCRS may intercept Rutherford County Emergency Communications District's state shared taxes if required employer contributions are not remitted. The employer's actuarially determined contribution (ADC) and member contributions are expected to finance the costs of benefits earned by members during the year, the cost of administration, as well as an amortized portion of any unfunded liability.

Net Pension Liability (Asset)

Rutherford County Emergency Communications District's net pension liability (asset) was measured as of June 30, 2018, and the total pension liability used to calculate net pension liability (asset) was determined by an actuarial valuation as of that date.

Actuarial Assumptions – The total pension liability as of the June 30, 2018, actuarial valuation was determined using the following actuarial assumptions, applied to all periods included in the measurement:

Inflation	2.50 percent
Salary increases	Graded salary ranges from 8.72 to 3.44 percent based on age, including inflation, averaging 4.00 percent
Investment rate of return	7.25 percent, net of pension plan investment expenses, including inflation
Cost-of-living adjustment	2.25 percent

Mortality rates were based on actual experience including an adjustment for some anticipated improvement.

The actuarial assumptions used in the June 30, 2018, actuarial valuation were based on the results of an actuarial experience study performed for the period July 1, 2012, through June 30, 2016. The demographic assumptions were adjusted to more closely reflect actual and expected future experience.

The long-term expected rate of return on pension plan investments was established by the TCRS Board of Trustees in conjunction with the June 30, 2016, actuarial experience study. A blend of future capital market projections and historical market returns was used in a building-block method in which a best-estimate of expected future real rates of return (expected returns, net of pension plan investment expense and inflation) is developed for each major asset class. These best-estimates are combined to produce the long-term expected rate of return by weighting the expected future real rates of return by the target asset allocation percentage and by adding expected inflation of 2.50 percent. The best estimates of geometric real rates of return and the TCRS investment target asset allocation for each major asset class are summarized in the following table:

Asset Class	Long-Term Expected Real Rate of Return	Target Allocation
U.S. Equity	5.69 %	31 %
Developed market international equity	5.29	14
Emerging market international equity	6.36	4
Private equity and strategic lending	5.79	20
U.S. Fixed Income	2.01	20
Real Estate	4.32	10
Short-term securities	0.00	1
		100 %

The long-term expected rate of return on pension plan investments was established by the TCRS Board of Trustees as 7.25 percent based on a blending of the factors described above.

Discount Rate – The discount rate used to measure the total pension liability was 7.25 percent. The projection of cash flows used to determine the discount rate assumes that employee contributions will be made at the current rate and that contributions from Rutherford County Emergency Communications District will be made at the actuarially determined contribution rate pursuant to an actuarial valuation in accordance with the funding policy of the TCRS Board of Trustees and as required to be paid by state statute. Based on those assumptions, the pension plan's fiduciary net position was projected to be available to make projected future benefit payments of current active and inactive members. Therefore, the long-term expected rate of return on pension plan investments was applied to all periods of projected benefit payments to determine the total pension liability.

Changes in the Net Pension Liability (Asset)

	Increase (Decrease)		
	Total Pension Liability (a)	Plan Fiduciary Net Position (b)	Net Pension Liability (a)-(b)
Balance, July 1, 2017	$ 915,081	$ 750,397	$ 164,684
Changes for the year:			
Service Cost	$ 15,651	$ 0	$ 15,651
Interest	67,073	0	67,073
Differences Between Expected and Actual Experience	(20,387)	0	(20,387)
Changes in Assumptions	0	0	0
Contributions-Employer	0	32,436	(32,436)
Contributions-Employees	0	0	0
Net Investment Income	0	63,154	(63,154)
Benefit Payments, Including Refunds of Employee Contributions	(11,173)	(11,173)	0
Administrative Expense	0	(380)	380
Net Changes	$ 51,164	$ 84,037	$ (32,873)
Balance, June 30, 2018	$ 966,245	$ 834,434	$ 131,811

Sensitivity of the Net Pension Liability (Asset) to Changes in the Discount Rate - The following presents the net pension liability (asset) of Rutherford County Emergency Communications District calculated using the discount rate of 7.25 percent, as well as what the net pension liability (asset) would be if it was calculated using a discount rate that is one percentage point lower (6.25 percent) or one percentage point higher (8.25 percent) than the current rate:

Rutherford County Emergency Communications District	1% Decrease 6.25%	Current Discount Rate 7.25%	1% Increase 8.25%
Net Pension Liability (Asset)	$ 286,606	$ 131,811	$ 4,032

Pension Expense (Income) and Deferred Outflows of Resources and Deferred Inflows of Resources Related to Pensions

Pension expense – For the year ended June 30, 2019, Rutherford County Emergency Communications District recognized pension expense of $38,544.

Deferred outflows of resources and deferred inflows of resources – For the year ended June 30, 2019, Rutherford County Emergency Communications District reported deferred outflows of resources and deferred inflows of resources related to pensions from the following sources:

	Deferred Outflows of Resources	Deferred Inflows of Resources
Differences Between Expected and Actual Experience	$ 47,462	$ 16,989
Net Difference Between Projected and Actual Earnings on Pension Plan Investments	0	4,222
Changes in Assumptions	12,094	0
Contributions Subsequent to the Measurement Date of June 30, 2018	35,982	0
Total	$ 95,538	$ 21,211

The amount shown above for "Contributions subsequent to the measurement date of June 30, 2018," will be recognized as a reduction (increase) to the net pension liability (asset) in the following measurement period.

Amounts reported as deferred outflows of resources and deferred inflows of resources related to pensions will be recognized in pension expense as follows:

Year Ending June 30:	
2020	$ 1,960
2021	14,350
2022	5,401
2023	2,396
2024	(3,398)

In the table shown above, positive amounts will increase pension expense while negative amounts will decrease pension expense.

Payable to the Pension Plan – Rutherford County Emergency Communication District had no payables from required contributions to the pension plan as of June 30, 2019.

F. Risk Management

The district is exposed to various risks of loss related to torts; theft of, damage to, and destruction of assets; errors and omissions; injuries to employees; and natural disasters. The district purchases commercial

insurance for claims and for all other risks of loss. Settled claims have not exceeded this commercial coverage in any of the past three fiscal years.

G. Other Postemployment Benefits (OPEB)

The district provides OPEB benefits to their retirees through a single commercial insurance plan of Rutherford County, administered by Cigna Insurance Company. For reporting purposes, the plan is considered a single-employer defined benefit OPEB plan based on criteria in Statement No. 75 of the Governmental Accounting Standards Board (GASB). The plan is treated as a cost-sharing plan. The plan is funded on a pay-as-you-go basis and there are no assets accumulating in a trust that meets the criteria of paragraph four of GASB Statement No. 75.

Plan Description – All full-time employees and eligible retirees of the district are eligible to participate in the health insurance plan accounted for in the Employee Insurance – Health Fund (internal service fund) of Rutherford County. The premium requirements of plan members are established and may be amended by the insurance committee comprised of 15 members, which include the county mayor, three county commissioners, four members at large, one highway representative, three employee representatives, two board of education representatives, and one Rutherford Education Association representative. The plan is self-insured and financed on a pay-as-you-go basis with the risk shared equally among the participants. Claims liabilities of the plan are periodically computed using actuarial and statistical techniques to establish premium rates. While the county risk management committee recommends the contribution policy, the county commission approves and authorized the policy in terms of subsidizing active employees or retire employees' premiums. During the year, the district paid $0 to the plan for OPEB benefits as they became due.

Benefits Provided –

Employees after December 31, 2010 –

All full-time employees and eligible retirees of the district are eligible to retire with medical insurance at age 60 with 20 years of service and 15 years on the plan, or any age with 30 years of service and 15 years on the plan. The County will provide $1,000 per month or the adequate rate, whichever is less, into a Health Reimbursement Account. All medical plan benefits will end with Medicare eligibility.

Employees Hired on or Before December 31, 2010 –

On December 31, 2010, if employees had worked full-time at the district for a total of:

1. Less than six months of service, the eligibility requirements to retire with medical insurance at age 60 with 20 years of service

and 15 years on the plan, or any age with 30 years of service and 15 years on the plan. The county will provide $1,000 per month or the adequate rate, whichever is less, into a Health Reimbursement Account. All medical plan benefits will end with Medicare eligibility.

2. Six months up to seven years of service, the eligibility requirements to retire with medical insurance are age 60 with 20 years of service and 15 years on the plan, or any age with 30 years of service and 15 years on the plan. For pre-65 and post-65, the County will provide $1,000 per month or the adequate rate, whichever, is less, into a Health Reimbursement Account. Pre-65 pharmacy benefits cease when the participant reaches age 65 or older (post-65) at retirement, there will not be any pharmacy benefits.

3. Seven up to ten years of service, the eligibility requirements to retire with medical insurance are age 60 with 20 years of service and 15 years on the plan, or any age with 30 years of service and 15 years on the plan. For pre-65 and post-65, the County will provide 50 percent for retirees and 25 percent for dependents of the adequate rate. Pre-65 pharmacy benefits cease when the participant reaches age 65 or older (post-65) at retirement, there will not be any pharmacy benefit.

4. Ten up to 20 years of service and were age 55 with 15 years of service and five years on the plan, age 62 with ten years of service and five years on the plan or any age with 30 years of service and five years on the plan, the eligibility requirements to retire have been met. For pre-65, the County will provide 50 percent for retirees and 50 percent for dependents of the adequate rate. For Post-65, the County pays 50 percent of the adequate rate for Medicare supplement and the County pharmacy plan.

5. Ten up to 20 years of service but you were not age 55 with 15 years of service and five years on the plan, age 62with ten years of service and five years on the plan or any age with 30 years of service and five years on the plan, the eligibility requirements to retire with medical insurance are age 60 with 20 years of service and ten years on the plan, or any age with 30 years of service and ten years on the plan. For pre-65 and post-65, the County pays 50percent of the adequate rate. Pre-65 pharmacy benefits cease when the participant reaches age 65 or older andpost-65 at retirement, there will not be any pharmacy benefit.

6. Twenty up to 30 years of service as of December 31, 2009, the eligibility requirements to retire with medical insurance are

age 55 with 15 years of service and five years on the plan, age 62 with ten years of service and five years on the plan or any age with 30 years of service and five years on the plan. For pre-65, the County will provide 50 percent of the adequate rate for retired employee and dependents. For post-65, the County pays 50 percent of the adequate rate for Medicare supplement and the County pharmacy plan for retired employee and dependents.

7. Thirty or more years of service as of December 31, 2009, the eligibility requirements to retire with medical insurance are any age with 30 years of service and five years on the plan. For pre-65, the County will provide 50 percent of the adequate rate for retired employee and dependents. For post-65, the County pays 75 percent of the adequate rate for themselves and 50 percent of the adequate rate for dependents for Medicare supplement and the County pharmacy plan.

An employee who becomes disabled becomes eligible for retiree health coverage if they are under age 65 and have completed at least ten years of service prior to total disability termination plus the employee must have had active coverage for a continuous five-year period and have filed and qualified for Medicare disability coverage. If the retiree is eligible for health insurance coverage, the coverage is also provided for the retiree's spouse and/or dependent children.

The plan's total OPEB liability was measured as of July 1, 2018, and was determined by an actuarial valuation as of that date.

Actuarial Assumptions and Methods. The total OPEB liability on the July 1, 2018, measurement date was determined using the following actuarial assumptions and other inputs, applied to all periods included in the measurement, unless otherwise specified:

Actuarial Cost Method	Entry Age Normal
Discount Rate	3.58%
Inflation Rate	2.50%
Salary Increases	4.00%
Healthcare Cost Trend Rate	6.0% for medical and 8.5% for Rx in 2018 trending downward to an ultimate rate of 5% for both medical and Rx in 2028.
Retirees share of Benefit Related Cost	25% to 50% depending upon years of service and employment classification.
Future Participation Rates	40% to 80% depending on employment classification and whether grandfathered

The discount rate was based on the Bond Buyer GO-20 bond index.

Mortality rates for the plan were based on an experience study of the Tennessee Consolidated Retirement System.

The actuarial assumptions used for the June 30, 2019 fiscal year end were based on plan data and costs presented by Rutherford County with concurrence by the actuary.

Changes in Assumptions - The discount rate changed from 3.58 percent as of the beginning of the measurement period to 3.87 percent as of the measurement date of July 1, 2018.

During the year, the district's proportionate share of the collective OPEB liability was .055%. The proportionate share of each plan member was allocated based on actual benefit payments paid by the group.

OPEB Expense and Deferred Outflows of Resources and Deferred Inflows Resources - For the year ended June 30, 2019, the district's portion of OPEB expense recognized by the plan was $8,441. At June 30, 2019, the district reported its proportionate share of deferred outflows of resources and deferred inflows of resources from the following sources:

	Deferred Outflows of Resources	Deferred Inflows of Resources
Difference Between Expected and Actual Experience	$ 89,352	$ 0
Changes of Assumptions/Inputs	0	11,020
Benefits Paid After the Measurement Date	1,442	0
Total	$ 90,794	$ 11,020

Amounts reported as deferred inflows and deferred outflows of resources (excluding benefits paid after the measurement date) related to OPEB will be recognized in OPEB expense as follows:

Year Ending June 30		E-911 District
2020	$	8,441
2021		8,441
2022		8,441
2023		8,441
2024		8,441
Thereafter		36,127

In the table above, positive amounts will increase OPEB expense while negative amounts will decrease OPEB expense.

Sensitivity of the District's Proportionate Share of the Total OPEB Liability to Changes in the Discount Rate – The following presents the District's proportionate share of the total OPEB liability calculated using the discount rate of 3.87 percent, as well as what the District's proportionate share of the total OPEB liability would be if it was calculated using a discount rate that is one percentage point lower (2.87 %) or one percentage point higher (4.87 %) than the current rate:

		1% Decrease 2.87%		Current Discount Rate 3.87%		1% Increase 4.87%
Total OPEB Liability	$	100,501	$	85,607	$	73,587

Sensitivity of District's Proportionate Share of the Total OPEB Liability to Changes in the Healthcare Cost Trend Rate – The following presents the District's proportionate share of the total OPEB liability calculated using the healthcare cost trend rate of 6 to 8.5 percent, as well as what the share of the total OPEB liability would be if it was calculated using a trend rate that is or one percentage point higher than the current rate:

		1% Decrease 5 to 7.5%		Current Discount Rate 6 to 8.5%		1% Increase 7 to 9.5%
Total OPEB Liability	$	73,745	$	85,607	$	100,355

H. Transactions with Primary Government

Amounts paid to Rutherford County for mapping services and maintenance agreements totaled $72,940. Rutherford County also administers the payroll

reporting for the district. The district reimbursed Rutherford County $414,535 for salaries and benefits paid on the district's behalf.

I. Commitments

Previously, the district entered into a contract with the State of Tennessee to remit $1,063 monthly for five years, (a total of $63,780, beginning 10/15/2014) for disaster recovery services. The future payment for the year ending June 30, 2020, is $4,252.

REQUIRED SUPPLEMENTARY INFORMATION

Exhibit F-1

Rutherford County, Tennessee
Schedule of Changes in Net Pension Liability (Asset) and Related Ratios Based on
Participation in the Public Employee Pension Plan of TCRS
Primary Government
For the Fiscal Year Ended June 30

	2014	2015	2016	2017	2018
Total Pension Liability					
Service Cost	$ 2,569,896	$ 3,618,341	$ 3,686,202	$ 4,017,655	$ 4,387,268
Interest	6,111,706	8,816,901	9,357,749	10,414,555	10,845,557
Differences Between Actual and Expected Experience	2,079	(1,836,333)	693,814	148,760	(1,030,643)
Changes in Assumptions	0	0	0	3,256,002	0
Benefit Payments, Including Refunds of Employee Contributions	(2,070,807)	(3,075,600)	(3,357,210)	(3,811,933)	(4,066,583)
Other	0	28,910,338	(239,049)	3,606,102	(3,534,174)
Net Change in Total Pension Liability	$ 6,612,874	$ 36,433,646	$ 10,141,507	$ 17,631,142	$ 6,601,425
Total Pension Liability, Beginning	79,954,920	86,567,794	123,001,440	133,142,947	150,774,089
Total Pension Liability, Ending (a)	$ 86,567,794	$ 123,001,440	$ 133,142,947	$ 150,774,089	$ 157,375,514
Plan Fiduciary Net Position					
Contributions - Employer	$ 4,371,110	$ 5,590,866	$ 5,826,912	$ 5,701,929	$ 5,849,461
Contributions - Employee	3,738	292	5,879	300	0
Net Investment Income	12,888,992	3,808,129	3,440,094	15,737,798	12,665,478
Benefit Payments, Including Refunds of Employee Contributions	(2,070,807)	(3,075,600)	(3,357,210)	(3,811,933)	(4,066,583)
Administrative Expense	(41,246)	(72,007)	(108,787)	(129,923)	(146,451)
Other	0	30,659,881	(250,160)	3,636,930	(3,642,840)
Net Change in Plan Fiduciary Net Position	$ 15,151,787	$ 36,911,560	$ 5,556,728	$ 21,135,101	$ 10,659,066
Plan Fiduciary Net Position, Beginning	76,654,756	91,806,544	128,718,104	134,274,833	155,409,934
Plan Fiduciary Net Position, Ending (b)	$ 91,806,544	$ 128,718,104	$ 134,274,833	$ 155,409,934	$ 166,069,000
Net Pension Liability (Asset), Ending (a - b)	$ (5,238,749)	$ (5,716,664)	$ (1,131,886)	$ (4,635,845)	$ (8,693,486)
Plan Fiduciary Net Position as a Percentage of Total Pension Liability	106.05%	104.65%	100.85%	103.07%	105.52%
Covered Payroll	$ 46,043,005	$ 46,712,485	$ 48,858,829	$ 53,670,979	$ 55,032,657
Net Pension Liability (Asset) as a Percentage of Covered Payroll	15.21%	12.24%	2.33%	(8.67)%	(15.84)%

Note: Ten years of data will be presented when available.

Exhibit F-2

Rutherford County, Tennessee
Schedule of Changes in Net Pension Liability (Asset) and Related Ratios Based on
Participation in the Public Employee Pension Plan of TCRS
Discretely Presented Rutherford County School Department
For the Fiscal Year Ended June 30

	2014	2015	2016	2017	2018
Total Pension Liability					
Service Cost	$ 3,177,998	$ 2,465,714	$ 2,512,934	$ 2,636,889	$ 3,081,773
Interest	7,557,888	6,008,266	6,379,305	6,835,337	7,618,305
Differences Between Actual and Expected Experience	2,571	(1,251,367)	472,982	97,635	(723,960)
Changes in Assumptions	0	0	0	2,136,997	0
Benefit Payments, Including Refunds of Employee Contributions	(2,560,812)	(2,095,864)	(2,288,655)	(2,501,869)	(2,856,512)
Other	0	(28,359,471)	(130,390)	(1,013,480)	4,469,690
Net Change in Total Pension Liability	$ 8,177,646	$ (23,232,722)	$ 6,946,176	$ 8,191,510	$ 11,589,296
Total Pension Liability, Beginning	98,874,255	107,051,901	83,819,179	90,765,355	98,956,865
Total Pension Liability, Ending (a)	$ 107,051,901	$ 83,819,179	$ 90,765,355	$ 98,956,865	$ 110,546,161
Plan Fiduciary Net Position					
Contributions - Employer	$ 5,405,424	$ 3,809,889	$ 3,972,285	$ 3,742,321	$ 4,108,870
Contributions - Employee	4,623	199	4,008	197	0
Net Investment Income	15,938,851	2,595,045	2,345,158	10,329,117	8,896,683
Benefit Payments, Including Refunds of Employee Contributions	(2,560,812)	(2,095,864)	(2,288,655)	(2,501,869)	(2,856,512)
Administrative Expense	(51,006)	(49,069)	(74,162)	(85,272)	(102,872)
Other	0	(30,075,677)	(136,450)	(1,021,984)	4,607,119
Net Change in Plan Fiduciary Net Position	$ 18,737,080	$ (25,815,478)	$ 3,822,185	$ 10,462,510	$ 14,653,288
Plan Fiduciary Net Position, Beginning	94,793,190	113,530,270	87,714,792	91,536,977	101,999,487
Plan Fiduciary Net Position, Ending (b)	$ 113,530,270	$ 87,714,792	$ 91,536,977	$ 101,999,487	$ 116,652,775
Net Pension Liability (Asset), Ending (a - b)	$ (6,478,369)	$ (3,895,613)	$ (771,622)	$ (3,042,622)	$ (6,106,614)
Plan Fiduciary Net Position as a Percentage of Total Pension Liability	106.05%	104.65%	100.85%	103.07%	105.52%
Covered Payroll	$ 29,077,624	$ 31,820,841	$ 33,273,947	$ 35,214,136	$ 38,648,492
Net Pension Liability (Asset) as a Percentage of Covered Payroll	15.21%	12.24%	2.33%	(8.67)%	(15.84)%

Note: Ten years of data will be presented when available.

Exhibit F-3

Rutherford County, Tennessee
Schedule of Changes in Net Pension Liability (Asset) and Related Ratios Based on
Participation in the Public Employee Pension Plan of TCRS
Discretely Presented Community Care of Rutherford County
For the Fiscal Year Ended June 30

	2014	2015	2016	2017	2018
Total Pension Liability					
Service Cost	$ 308,896	$ 308,774	$ 326,270	$ 270,060	$ 274,107
Interest	734,615	752,396	828,266	700,048	677,608
Differences Between Actual and Expected Experience	250	(156,705)	61,410	9,999	(64,392)
Changes in Assumptions	0	0	0	218,863	0
Benefit Payments, Including Refunds of Employee Contributions	(248,907)	(262,458)	(297,151)	(256,231)	(254,072)
Other	0	(550,867)	369,438	(2,592,622)	(935,516)
Net Change in Total Pension Liability	$ 794,854	$ 91,140	$ 1,288,234	$ (1,649,884)	$ (302,265)
Total Pension Liability, Beginning	9,610,419	10,405,273	10,496,413	11,784,647	10,134,763
Total Pension Liability, Ending (a)	$ 10,405,273	$ 10,496,413	$ 11,784,647	$ 10,134,763	$ 9,832,498
Plan Fiduciary Net Position					
Contributions - Employer	$ 525,399	$ 477,100	$ 515,747	$ 383,273	$ 365,462
Contributions - Employee	449	25	520	20	0
Net Investment Income	1,549,231	324,969	304,487	1,057,866	791,313
Benefit Payments, Including Refunds of Employee Contributions	(248,907)	(262,458)	(297,151)	(256,231)	(254,072)
Administrative Expense	(4,958)	(6,145)	(9,629)	(8,733)	(9,150)
Other	0	(584,204)	386,609	(2,614,651)	(964,280)
Net Change in Plan Fiduciary Net Position	$ 1,821,214	$ (50,713)	$ 900,584	$ (1,438,455)	$ (70,727)
Plan Fiduciary Net Position, Beginning	9,213,746	11,034,960	10,984,248	11,884,832	10,446,376
Plan Fiduciary Net Position, Ending (b)	$ 11,034,960	$ 10,984,248	$ 11,884,832	$ 10,446,376	$ 10,375,649
Net Pension Liability (Asset), Ending (a - b)	$ (629,687)	$ (487,835)	$ (100,185)	$ (311,613)	$ (543,151)
Plan Fiduciary Net Position as a Percentage of Total Pension Liability	106.05%	104.65%	100.85%	103.07%	105.52%
Covered Payroll	$ 3,789,014	$ 3,988,436	$ 4,320,309	$ 3,610,253	$ 3,433,547
Net Pension Liability (Asset) as a Percentage of Covered Payroll	15.21%	12.24%	2.33%	(8.67)%	(15.84)%

Note: Ten years of data will be presented when available.

Exhibit F-4

Rutherford County, Tennessee
Schedule of Contributions Based on Participation in the Public Employee Pension Plan of TCRS
Primary Government
For the Fiscal Year Ended June 30

	2015	2016	2017	2018	2019
Actuarially Determined Contribution	$ 5,591,490	$ 5,843,440	$ 5,720,040	$ 5,866,361	$ 6,157,743
Less Contributions in Relation to the Actuarially Determined Contribution	(5,591,490)	(5,843,440)	(5,720,040)	(5,866,361)	(6,157,743)
Contribution Deficiency (Excess)	$ 0	$ 0	$ 0	$ 0	$ 0
Covered Payroll	$ 46,712,485	$ 48,858,829	$ 53,670,979	$ 55,032,657	$ 57,744,945
Contributions as a Percentage of Covered Payroll	11.97%	11.97%	10.66%	10.66%	10.66%

Note: Ten years of data will be presented when available.

Exhibit F-5

Rutherford County, Tennessee
Schedule of Contributions Based on Participation in the Public Employee Pension Plan of TCRS
Discretely Presented Rutherford County School Department
For the Fiscal Year Ended June 30

	2015	2016	2017	2018	2019
Actuarially Determined Contribution	$ 3,808,948	$ 3,982,892	$ 3,753,831	$ 4,119,936	$ 4,257,952
Less Contributions in Relation to the Actuarially Determined Contribution	(3,808,948)	(3,982,892)	(3,753,831)	(4,119,936)	(4,257,952)
Contribution Deficiency (Excess)	$ 0	$ 0	$ 0	$ 0	$ 0
Covered Payroll	$ 31,820,841	$ 33,273,947	$ 35,214,136	$ 38,648,492	$ 39,943,296
Contributions as a Percentage of Covered Payroll	11.97%	11.97%	10.66%	10.66%	10.66%

Note: Ten years of data will be presented when available.

Exhibit F-6

Rutherford County, Tennessee
Schedule of Contributions Based on Participation in the Public Employee Pension Plan of TCRS
Discretely Presented Community Care of Rutherford County
For the Fiscal Year Ended June 30

	2015	2016	2017	2018	2019
Actuarially Determined Contribution	$ 513,236	$ 517,141	$ 384,853	$ 366,016	$ 413,785
Less Contributions in Relation to the Actuarially Determined Contribution	(513,236)	(517,141)	(384,853)	(366,016)	(413,785)
Contribution Deficiency (Excess)	$ 0	$ 0	$ 0	$ 0	$ 0
Covered Payroll	$ 3,988,436	$ 4,320,309	$ 3,610,253	$ 3,433,547	$ 3,880,012
Contributions as a Percentage of Covered Payroll	11.97%	11.97%	10.66%	10.66%	10.66%

Note: Ten years of data will be presented when available.

Exhibit F-7

Rutherford County, Tennessee
Schedule of Contributions Based on Participation in the Teacher Retirement Plan of TCRS
Discretely Presented Rutherford County School Department
For the Fiscal Year Ended June 30

	2015	2016	2017	2018	2019*
Contractually Required Contribution	$ 316,382	$ 659,699	$ 1,014,698	$ 1,447,156	$ 878,004
Less Contributions in Relation to the Contractually Required Contribution	(316,382)	(659,699)	(1,014,698)	(1,447,156)	(878,004)
Contribution Deficiency (Excess)	$ 0	$ 0	$ 0	$ 0	$ 0
Covered Payroll	$ 7,909,475	$ 16,492,393	$ 25,827,905	$ 36,178,724	$ 45,855,150
Contributions as a Percentage of Covered Payroll	4.0%	4.0%	3.93%	4.0%	1.94%

* - In FY 2019 the School Department placed the actuarially determined contribution rate (1.94%) of covered payroll into the pension plan and placed 2.06 percent of covered payroll into the Pension Stabilization Reserve Trust.

Note: Ten years of data will be presented when available.

Exhibit F-8

Rutherford County, Tennessee
Schedule of Contributions Based on Participation in the Teacher Legacy Pension Plan of TCRS
Discretely Presented Rutherford County School Department
For the Fiscal Year Ended June 30

	2014	2015	2016	2017	2018	2019
Contractually Required Contribution	$ 13,375,185	$ 13,266,310	$ 13,139,659	$ 13,248,019	$ 13,467,559	$ 15,730,979
Less Contributions in Relation to the Contractually Required Contribution	(13,375,185)	(13,266,310)	(13,139,659)	(13,248,019)	(13,467,559)	(15,730,979)
Contribution Deficiency (Excess)	$ 0	$ 0	$ 0	$ 0	$ 0	$ 0
Covered Payroll	$ 150,621,457	$ 146,751,255	$ 145,350,015	$ 146,087,228	$ 148,321,247	$ 150,398,405
Contributions as a Percentage of Covered Payroll	8.88%	9.04%	9.04%	9.07%	9.08%	10.46%

Note: Ten years of data will be presented when available.

Exhibit F-9

Rutherford County, Tennessee
Schedule of Proportionate Share of the Net Pension Liability (Asset)
in the Teacher Pension Plan of TCRS
Discretely Presented Rutherford County School Department
For the Fiscal Year Ended June 30

	2015	2016	2017	2018
School Department's Proportion of the Net Pension Asset	3.806811%	3.748250%	3.864995%	4.140032%
School Department's Proportionate Share of the Net Pension Liability Asset	$ (153,146)	$ (390,205)	$ (1,019,719)	$ (1,877,620)
Covered Payroll	$ 7,909,475	$ 16,492,393	$ 25,830,753	$ 36,178,724
School Department's Proportionate Share of the Net Pension Liability (Asset) as a Percentage of its Covered Payroll	(1.94)%	(2.37)%	(3.95)%	(5.19)%
Plan Fiduciary Net Position as a Percentage of the Total Pension Liability	127.46%	121.88%	126.81%	126.97%

Note: Ten years of data will be presented when available.

Exhibit F-10

Rutherford County, Tennessee
Schedule of Proportionate Share of the Net Pension Liability (Asset)
in the Teacher Legacy Pension Plan of TCRS
Discretely Presented Rutherford County School Department
For the Fiscal Year Ended June 30

	2014	2015	2016	2017	2018
School Department's Proportion of the Net Pension Asset	3.837498%	3.920158%	4.026546%	4.145713%	4.235836%
School Department's Proportionate Share of the Net Pension Liability (Asset)	$ (623,576)	$ 1,605,831	$ 25,163,682	$ (1,356,408)	$ (14,905,548)
Covered Payroll	$ 150,621,457	$ 146,751,255	$ 145,350,015	$ 146,086,516	$ 148,325,289
School Department's Proportionate Share of the Net Pension Liability (Asset) as a Percentage of its Covered Payroll	(.414002)%	1.094253%	17.310000%	(.93)%	(10.05)%
Plan Fiduciary Net Position as a Percentage of the Total Pension Liability	100.08%	99.81%	97.14%	100.14%	101.49%

Note: Ten years of data will be presented when available.

Exhibit F-11

Rutherford County, Tennessee
Schedule of Changes in the Total OPEB Liability and Related Ratios - Single-Employer Defined Benefit Plan
Primary Government, Discretely Presented Rutherford County School Department, Discretely Presented
Community Care of Rutherford County, Discretely Presented Rutherford County Emergency
Communications District, and Rutherford County Airport (joint venture)
For the Fiscal Year Ended June 30

	2017	2018
Total OPEB Liability		
Service Cost	$ 6,297,303	$ 5,350,641
Interest	5,958,633	7,001,893
Changes in Benefit Terms	0	0
Differences Between Actual and Expected Experience	0	(23,773,341)
Changes in Assumptions or Other Inputs	(22,493,216)	(22,183,253)
Benefit Payments	(2,483,641)	(2,118,819)
Net Change in Total OPEB Liability	$ (12,720,921)	$ (35,722,879)
Total OPEB Liability, Beginning	204,003,991	191,283,070
Total OPEB Liability, Ending - As of the Measurement Date	$ 191,283,070	$ 155,560,191
Proportionate Share of Total OPEB Liability:		
Primary Government	$ 32,782,293	$ 28,983,874
School Department	155,772,597	124,372,444
Community Care	2,652,550	2,072,747
E-911	0	85,607
Airport	75,630	45,519
Covered Employee Payroll:		
Primary Government	$ 50,967,314	$ 51,985,924
School Department	207,129,268	223,174,798
Community Care	4,793,494	3,433,547
E-911	0	305,425
Airport	303,923	503,662
Net OPEB Liability as a Percentage of Covered Employee Payroll:		
Primary Government	64.32%	55.75%
School Department	75.21%	55.73%
Community Care	55.34%	60.37%
E-911	0.00%	28.03%
Airport	24.88%	9.04%

Note 1: Ten years of data will be presented when available.

Note 2: Changes in assumptions. Changes in assumptions and other inputs reflect the effects of changes in the discount rate each period. The following are the discount rates used in each period:

2017 2.85%
2018 3.58%
2019 3.87%

Note 3: No assets are accumulated in a trust that meets the criteria in paragraph 4 of GASB Statement No. 75.

TENNESSEE CONSOLIDATED RETIREMENT SYSTEM

Valuation Date: Actuarially determined contribution rates for fiscal year 2019 were calculated based on the June 30, 2017, actuarial valuation.

Methods and assumptions used to determine contribution rates:

Actuarial Cost Method	Entry Age Normal
Amortization Method	Level Dollar, Closed (Not to Exceed 20 Years)
Remaining Amortization Period	Varies by Year
Asset Valuation	10-Year Smoothed Within a 20% Corridor to Market Value
Inflation	2.5%
Salary Increases	Graded Salary Ranges from 8.72% to 3.44% Based on Age, Including Inflation, Averaging 4.00%
Investment Rate of Return	7.25%, Net of Investment Expense, Including Inflation
Retirement Age	Pattern of Retirement Determined by Experience Study
Mortality	Customized Table Based on Actual Experience Including an Adjustment for Some Anticipated Improvement
Cost of Living Adjustment	2.25%

COMBINING AND INDIVIDUAL FUND FINANCIAL STATEMENTS AND SCHEDULES

Nonmajor Governmental Funds

Special Revenue Funds

Special Revenue Funds are used to account for and report the proceeds of specific revenue sources that are restricted or committed to expenditure for specified purposes other than debt service or capital projects.

Solid Waste/Sanitation Fund – The Solid Waste/Sanitation Fund is used to account for Rutherford County's demolition landfill operations, convenience center operations, and postclosure care costs of the county's closed landfill.

Ambulance Service Fund – The Ambulance Service Fund is used to account for ambulance service-related operations.

Industrial/Economic Development Fund – The Industrial/Economic Development Fund is used to account for the operations of the Smyrna Airport properties.

Special Purpose Fund – The Special Purpose Fund is used to account for revenues received from federal drug-related forfeitures and seizures.

Drug Control Fund – The Drug Control Fund is used to account for revenues received from drug-related fines, forfeitures, and seizures.

Constitutional Officers - Fees Fund – The Constitutional Officers - Fees Fund is used to account for operating expenses paid directly from the fee and commission accounts of the trustee, clerks, register of deeds, and sheriff.

Highway/Public Works Fund – The Highway/Public Works Fund is used to account for transactions of the county's Highway Department.

Capital Projects Fund

Capital Projects Funds are used to account for and report financial resources that are restricted, committed, or assigned to expenditure for capital outlays, including the acquisition or construction of capital facilities and other capital assets.

General Capital Projects Fund – This fund accounts for and reports financial resources that are restricted, committed, or assigned to expenditure for capital outlays, including the acquisition or construction of capital facilities and other capital assets.

Exhibit G-1

Rutherford County, Tennessee
Combining Balance Sheet
Nonmajor Governmental Funds
June 30, 2019

	Special Revenue Funds					
	Solid Waste / Sanitation	Ambulance Service	Industrial / Economic Development	Special Purpose	Drug Control	Constitu - tional Officers - Fees
ASSETS						
Cash	$ 400	$ 0	$ 0	$ 0	$ 0	$ 2,065,084
Equity in Pooled Cash and Investments	8,561,995	3,083,193	248,570	90,043	666,549	0
Accounts Receivable	135,553	4,525,120	0	236	1,684	435
Allowance for Uncollectibles	0	(1,632,922)	0	0	0	0
Due from Other Governments	662,617	6,471	0	0	0	0
Due from Other Funds	0	0	6,585	0	0	0
Property Taxes Receivable	0	7,132,331	0	0	0	0
Allowance for Uncollectible Property Taxes	0	(346,675)	0	0	0	0
Notes Receivable - Long-term	0	0	2,353,166	0	0	0
Total Assets	$ 9,360,565	$ 12,767,518	$ 2,608,321	$ 90,279	$ 668,233	$ 2,065,519
LIABILITIES						
Accounts Payable	$ 8,989	$ 47,380	$ 0	$ 0	$ 0	$ 0
Accrued Payroll	30,302	281,824	0	0	0	0
Payroll Deductions Payable	668	113	0	0	0	0
Due to Other Funds	0	6	0	0	0	876,509
Total Liabilities	$ 39,959	$ 329,323	$ 0	$ 0	$ 0	$ 876,509
DEFERRED INFLOWS OF RESOURCES						
Deferred Current Property Taxes	$ 0	$ 6,727,762	$ 0	$ 0	$ 0	$ 0
Deferred Delinquent Property Taxes	0	56,660	0	0	0	0

(Continued)

Exhibit G-1

Rutherford County, Tennessee
Combining Balance Sheet
Nonmajor Governmental Funds (Cont.)

	Special Revenue Funds					
	Solid Waste / Sanitation	Ambulance Service	Industrial / Economic Development	Special Purpose	Drug Control	Constitu - tional Officers - Fees
DEFERRED INFLOWS OF RESOURCES (Cont.)						
Other Deferred/Unavailable Revenue	$ 332,615	$ 2,084,197	$ 0	$ 0	$ 0	$ 0
Total Deferred Inflows of Resources	$ 332,615	$ 8,868,619	$ 0	$ 0	$ 0	$ 0
FUND BALANCES						
Restricted:						
Restricted for Public Safety	$ 0	$ 0	$ 0	$ 90,279	$ 668,233	$ 0
Restricted for Public Health and Welfare	0	1,445	0	0	0	0
Restricted for Debt Service	0	0	2,402,560	0	0	0
Restricted for Capital Projects	0	0	0	0	0	0
Committed:						
Committed for Highways/Public Works	0	0	0	0	0	0
Assigned:						
Assigned for General Government	0	0	0	0	0	175,254
Assigned for Finance	0	0	0	0	0	550,000
Assigned for Administration of Justice	0	0	0	0	0	463,756
Assigned for Public Health and Welfare	8,987,991	3,568,131	0	0	0	0
Assigned for Other Operations	0	0	205,761	0	0	0
Assigned for Highways/Public Works	0	0	0	0	0	0
Total Fund Balances	$ 8,987,991	$ 3,569,576	$ 2,608,321	$ 90,279	$ 668,233	$ 1,189,010
Total Liabilities, Deferred Inflows of Resources, and Fund Balances	$ 9,360,565	$ 12,767,518	$ 2,608,321	$ 90,279	$ 668,233	$ 2,065,519

(Continued)

Exhibit G-1

Rutherford County, Tennessee
Combining Balance Sheet
Nonmajor Governmental Funds (Cont.)

	Special Revenue Funds (Cont.)		Capital Projects Fund	Total Nonmajor Governmental Funds
	Highway / Public Works	Total	General Capital Projects	
ASSETS				
Cash	$ 0	$ 2,065,484	$ 0	$ 2,065,484
Equity in Pooled Cash and Investments	16,745,408	29,395,758	1,458,880	30,854,638
Accounts Receivable	11,645	4,674,673	0	4,674,673
Allowance for Uncollectibles	0	(1,632,922)	0	(1,632,922)
Due from Other Governments	778,503	1,447,591	0	1,447,591
Due from Other Funds	624	7,209	0	7,209
Property Taxes Receivable	988,088	8,120,419	0	8,120,419
Allowance for Uncollectible Property Taxes	(49,379)	(396,054)	0	(396,054)
Notes Receivable - Long-term	0	2,353,166	0	2,353,166
Total Assets	$ 18,474,889	$ 46,035,324	$ 1,458,880	$ 47,494,204
LIABILITIES				
Accounts Payable	$ 266,341	$ 322,710	$ 3,392	$ 326,102
Accrued Payroll	57,898	370,024	0	370,024
Payroll Deductions Payable	0	781	0	781
Due to Other Funds	127	876,642	0	876,642
Total Liabilities	$ 324,366	$ 1,570,157	$ 3,392	$ 1,573,549
DEFERRED INFLOWS OF RESOURCES				
Deferred Current Property Taxes	$ 927,643	$ 7,655,405	$ 0	$ 7,655,405
Deferred Delinquent Property Taxes	10,829	67,489	0	67,489

(Continued)

Exhibit G-1

Rutherford County, Tennessee
Combining Balance Sheet
Nonmajor Governmental Funds (Cont.)

	Special Revenue Funds (Cont.)		Capital Projects Fund	Total Nonmajor Governmental Funds
	Highway / Public Works	Total	General Capital Projects	
DEFERRED INFLOWS OF RESOURCES (Cont.)				
Other Deferred/Unavailable Revenue	$ 83,755	$ 2,500,567	$ 0	$ 2,500,567
Total Deferred Inflows of Resources	$ 1,022,227	$ 10,223,461	$ 0	$ 10,223,461
FUND BALANCES				
Restricted:				
Restricted for Public Safety	$ 0	$ 758,512	$ 0	$ 758,512
Restricted for Public Health and Welfare	0	1,445	0	1,445
Restricted for Debt Service	0	2,402,560	0	2,402,560
Restricted for Capital Projects	0	0	1,455,488	1,455,488
Committed:				
Committed for Highways/Public Works	2,283,019	2,283,019	0	2,283,019
Assigned:				
Assigned for General Government	0	175,254	0	175,254
Assigned for Finance	0	550,000	0	550,000
Assigned for Administration of Justice	0	463,756	0	463,756
Assigned for Public Health and Welfare	0	12,556,122	0	12,556,122
Assigned for Other Operations	0	205,761	0	205,761
Assigned for Highways/Public Works	14,845,277	14,845,277	0	14,845,277
Total Fund Balances	$ 17,128,296	$ 34,241,706	$ 1,455,488	$ 35,697,194
Total Liabilities, Deferred Inflows of Resources, and Fund Balances	$ 18,474,889	$ 46,035,324	$ 1,458,880	$ 47,494,204

Exhibit G-2

Rutherford County, Tennessee
Combining Statement of Revenues, Expenditures,
and Changes in Fund Balances
Nonmajor Governmental Funds
For the Year Ended June 30, 2019

	Special Revenue Funds					
	Solid Waste / Sanitation	Ambulance Service	Industrial / Economic Development	Special Purpose	Drug Control	Constitu - tional Officers - Fees
Revenues						
Local Taxes	$ 2,872,875	$ 5,041,861	$ 0	$ 0	$ 0	$ 0
Fines, Forfeitures, and Penalties	0	0	0	0	325,136	0
Charges for Current Services	886,857	8,741,605	0	0	0	4,911,574
Other Local Revenues	375,281	47,995	82,315	3,260	17,617	0
State of Tennessee	568,386	20,947	0	0	0	0
Federal Government	0	0	0	9,250	0	0
Other Governments and Citizens Groups	21,468	0	0	0	0	0
Total Revenues	$ 4,724,867	$ 13,852,408	$ 82,315	$ 12,510	$ 342,753	$ 4,911,574
Expenditures						
Current:						
General Government	$ 0	$ 0	$ 0	$ 0	$ 0	$ 677,517
Finance	0	0	0	0	0	2,129,862
Administration of Justice	0	0	0	0	0	2,217,527
Public Safety	0	0	0	70,939	300,186	0
Public Health and Welfare	4,517,231	14,139,528	0	0	0	0
Other Operations	76,936	0	758	0	0	0
Highways	0	0	0	0	0	0
Capital Projects	0	0	0	0	0	0
Total Expenditures	$ 4,594,167	$ 14,139,528	$ 758	$ 70,939	$ 300,186	$ 5,024,906
Excess (Deficiency) of Revenues Over Expenditures	$ 130,700	$ (287,120)	$ 81,557	$ (58,429)	$ 42,567	$ (113,332)

(Continued)

Exhibit G-2

Rutherford County, Tennessee
Combining Statement of Revenues, Expenditures, and Changes in Fund Balances
Nonmajor Governmental Funds (Cont.)

	Special Revenue Funds					
	Solid Waste / Sanitation	Ambulance Service	Industrial / Economic Development	Special Purpose	Drug Control	Constitu - tional Officers - Fees
Other Financing Sources (Uses)						
Insurance Recovery	$ 2,481	$ 0	$ 0	$ 0	$ 0	$ 0
Transfers In	0	0	0	0	0	0
Transfers Out	0	0	(199,015)	0	(50,000)	0
Total Other Financing Sources (Uses)	$ 2,481	$ 0	$ (199,015)	$ 0	$ (50,000)	$ 0
Net Change in Fund Balances	$ 133,181	$ (287,120)	$ (117,458)	$ (58,429)	$ (7,433)	$ (113,332)
Fund Balance, July 1, 2018	8,854,810	3,856,696	2,725,779	148,708	675,666	1,302,342
Fund Balance, June 30, 2019	$ 8,987,991	$ 3,569,576	$ 2,608,321	$ 90,279	$ 668,233	$ 1,189,010

(Continued)

Exhibit G-2

Rutherford County, Tennessee
Combining Statement of Revenues, Expenditures,
and Changes in Fund Balances
Nonmajor Governmental Funds (Cont.)

	Special Revenue Funds (Cont.)		Capital Projects Fund	Total Nonmajor Governmental Funds
	Highway / Public Works	Total	General Capital Projects	
Revenues				
Local Taxes	$ 6,160,446	$ 14,075,182	$ 0	$ 14,075,182
Fines, Forfeitures, and Penalties	0	325,136	0	325,136
Charges for Current Services	0	14,540,036	0	14,540,036
Other Local Revenues	224,583	751,051	38	751,089
State of Tennessee	6,515,056	7,104,389	0	7,104,389
Federal Government	0	9,250	0	9,250
Other Governments and Citizens Groups	0	21,468	0	21,468
Total Revenues	$ 12,900,085	$ 36,826,512	$ 38	$ 36,826,550
Expenditures				
Current:				
General Government	$ 0	$ 677,517	$ 0	$ 677,517
Finance	0	2,129,862	0	2,129,862
Administration of Justice	0	2,217,527	0	2,217,527
Public Safety	0	371,125	0	371,125
Public Health and Welfare	0	18,656,759	0	18,656,759
Other Operations	0	77,694	0	77,694
Highways	11,588,376	11,588,376	0	11,588,376
Capital Projects	0	0	1,389,172	1,389,172
Total Expenditures	$ 11,588,376	$ 35,718,860	$ 1,389,172	$ 37,108,032
Excess (Deficiency) of Revenues Over Expenditures	$ 1,311,709	$ 1,107,652	$ (1,389,134)	$ (281,482)

(Continued)

Exhibit G-2

Rutherford County, Tennessee
Combining Statement of Revenues, Expenditures, and Changes in Fund Balances
Nonmajor Governmental Funds (Cont.)

	Special Revenue Funds (Cont.)		Capital Projects Fund	Total
	Highway / Public Works	Total	General Capital Projects	Nonmajor Governmental Funds
Other Financing Sources (Uses)				
Insurance Recovery	$ 58,783	$ 61,264	$ 0	$ 61,264
Transfers In	0	0	830,000	830,000
Transfers Out	0	(249,015)	0	(249,015)
Total Other Financing Sources (Uses)	$ 58,783	$ (187,751)	$ 830,000	$ 642,249
Net Change in Fund Balances	$ 1,370,492	$ 919,901	$ (559,134)	$ 360,767
Fund Balance, July 1, 2018	15,757,804	33,321,805	2,014,622	35,336,427
Fund Balance, June 30, 2019	$ 17,128,296	$ 34,241,706	$ 1,455,488	$ 35,697,194

Exhibit G-3

Rutherford County, Tennessee
Schedule of Revenues, Expenditures, and Changes
in Fund Balance - Actual (Budgetary Basis) and Budget
Solid Waste/Sanitation Fund
For the Year Ended June 30, 2019

	Actual (GAAP Basis)	Less: Encumbrances 7/1/2018	Add: Encumbrances 6/30/2019	Actual Revenues/ Expenditures (Budgetary Basis)	Budgeted Amounts Original	Budgeted Amounts Final	Variance with Final Budget - Positive (Negative)
Revenues							
Local Taxes	$ 2,872,875	$ 0	$ 0	$ 2,872,875	$ 2,280,000	$ 2,680,000	$ 192,875
Charges for Current Services	886,857	0	0	886,857	875,000	903,000	(16,143)
Other Local Revenues	375,281	0	0	375,281	400,000	400,485	(25,204)
State of Tennessee	568,386	0	0	568,386	692,440	718,440	(150,054)
Other Governments and Citizens Groups	21,468	0	0	21,468	0	21,468	0
Total Revenues	$ 4,724,867	$ 0	$ 0	$ 4,724,867	$ 4,247,440	$ 4,723,393	$ 1,474
Expenditures							
Public Health and Welfare							
Sanitation Education/Information	$ 187,087	$ (10,450)	$ 20	$ 176,657	$ 200,587	$ 203,587	$ 26,930
Convenience Centers	2,985,432	(167,760)	58,193	2,875,865	3,191,862	3,780,362	904,497
Other Waste Collection	220,745	(48,638)	8,869	180,976	226,746	263,546	82,570
Landfill Operation and Maintenance	775,743	(16,114)	250	759,879	823,385	843,385	83,506
Postclosure Care Costs	348,224	(205,645)	0	142,579	864,500	864,500	721,921
Other Operations							
Employee Benefits	25,000	0	0	25,000	25,000	25,000	0
Miscellaneous	51,936	0	0	51,936	73,680	73,680	21,744
Total Expenditures	$ 4,594,167	$ (448,607)	$ 67,332	$ 4,212,892	$ 5,405,760	$ 6,054,060	$ 1,841,168
Excess (Deficiency) of Revenues Over Expenditures	$ 130,700	$ 448,607	$ (67,332)	$ 511,975	$ (1,158,320)	$ (1,330,667)	$ 1,842,642
Other Financing Sources (Uses)							
Insurance Recovery	$ 2,481	$ 0	$ 0	$ 2,481	$ 0	$ 2,500	$ (19)
Total Other Financing Sources	$ 2,481	$ 0	$ 0	$ 2,481	$ 0	$ 2,500	$ (19)
Net Change in Fund Balance	$ 133,181	$ 448,607	$ (67,332)	$ 514,456	$ (1,158,320)	$ (1,328,167)	$ 1,842,623
Fund Balance, July 1, 2018	8,854,810	(448,607)	0	8,406,203	8,406,203	8,406,203	0
Fund Balance, June 30, 2019	$ 8,987,991	$ 0	$ (67,332)	$ 8,920,659	$ 7,247,883	$ 7,078,036	$ 1,842,623

Exhibit G-4

Rutherford County, Tennessee
Schedule of Revenues, Expenditures, and Changes
in Fund Balance - Actual (Budgetary Basis) and Budget
Ambulance Service Fund
For the Year Ended June 30, 2019

	Actual (GAAP Basis)	Less: Encumbrances 7/1/2018	Add: Encumbrances 6/30/2019	Actual Revenues/ Expenditures (Budgetary Basis)	Budgeted Amounts Original	Budgeted Amounts Final	Variance with Final Budget - Positive (Negative)
Revenues							
Local Taxes	$ 5,041,861	$ 0	$ 0	$ 5,041,861	$ 4,873,935	$ 5,018,395	$ 23,466
Charges for Current Services	8,741,605	0	0	8,741,605	8,296,500	8,409,500	332,105
Other Local Revenues	47,995	0	0	47,995	3,500	18,440	29,555
State of Tennessee	20,947	0	0	20,947	10,000	20,000	947
Total Revenues	$ 13,852,408	$ 0	$ 0	$ 13,852,408	$ 13,183,935	$ 13,466,335	$ 386,073
Expenditures							
Public Health and Welfare							
Ambulance/Emergency Medical Services	$ 13,952,056	$ (35,030)	$ 112,790	$ 14,029,816	$ 14,896,447	$ 14,924,147	$ 894,331
Other Local Health Services	187,472	0	0	187,472	236,465	236,465	48,993
Total Expenditures	$ 14,139,528	$ (35,030)	$ 112,790	$ 14,217,288	$ 15,132,912	$ 15,160,612	$ 943,324
Excess (Deficiency) of Revenues Over Expenditures	$ (287,120)	$ 35,030	$ (112,790)	$ (364,880)	$ (1,948,977)	$ (1,694,277)	$ 1,329,397
Net Change in Fund Balance	$ (287,120)	$ 35,030	$ (112,790)	$ (364,880)	$ (1,948,977)	$ (1,694,277)	$ 1,329,397
Fund Balance, July 1, 2018	3,856,696	(35,030)	0	3,821,666	3,753,321	3,753,321	68,345
Fund Balance, June 30, 2019	$ 3,569,576	$ 0	$ (112,790)	$ 3,456,786	$ 1,804,344	$ 2,059,044	$ 1,397,742

Exhibit G-5

Rutherford County, Tennessee
Schedule of Revenues, Expenditures, and Changes
in Fund Balance - Actual and Budget
Industrial/Economic Development Fund
For the Year Ended June 30, 2019

	Actual	Budgeted Amounts Original	Budgeted Amounts Final	Variance with Final Budget - Positive (Negative)
Revenues				
Other Local Revenues	$ 82,315	$ 82,675	$ 82,675	$ (360)
Total Revenues	$ 82,315	$ 82,675	$ 82,675	$ (360)
Expenditures				
Other Operations				
Industrial Development	$ 758	$ 199,842	$ 827	$ 69
Total Expenditures	$ 758	$ 199,842	$ 827	$ 69
Excess (Deficiency) of Revenues Over Expenditures	$ 81,557	$ (117,167)	$ 81,848	$ (291)
Other Financing Sources (Uses)				
Transfers Out	$ (199,015)	$ 0	$ (199,015)	$ 0
Total Other Financing Sources	$ (199,015)	$ 0	$ (199,015)	$ 0
Net Change in Fund Balance	$ (117,458)	$ (117,167)	$ (117,167)	$ (291)
Fund Balance, July 1, 2018	2,725,779	322,859	322,859	2,402,920
Fund Balance, June 30, 2019	$ 2,608,321	$ 205,692	$ 205,692	$ 2,402,629

Exhibit G-6

Rutherford County, Tennessee
Schedule of Revenues, Expenditures, and Changes
in Fund Balance - Actual (Budgetary Basis) and Budget
Special Purpose Fund
For the Year Ended June 30, 2019

	Actual (GAAP Basis)	Less: Encumbrances 7/1/2018	Actual Revenues/ Expenditures (Budgetary Basis)	Budgeted Amounts Original	Budgeted Amounts Final	Variance with Final Budget - Positive (Negative)
Revenues						
Other Local Revenues	$ 3,260	$ 0	$ 3,260	$ 2,000	$ 2,000	$ 1,260
Federal Government	9,250	0	9,250	0	9,250	0
Total Revenues	$ 12,510	$ 0	$ 12,510	$ 2,000	$ 11,250	$ 1,260
Expenditures						
Public Safety						
Sheriff's Department	$ 70,939	$ (12,044)	$ 58,895	$ 10,000	$ 141,250	$ 82,355
Total Expenditures	$ 70,939	$ (12,044)	$ 58,895	$ 10,000	$ 141,250	$ 82,355
Excess (Deficiency) of Revenues Over Expenditures	$ (58,429)	$ 12,044	$ (46,385)	$ (8,000)	$ (130,000)	$ 83,615
Net Change in Fund Balance	$ (58,429)	$ 12,044	$ (46,385)	$ (8,000)	$ (130,000)	$ 83,615
Fund Balance, July 1, 2018	148,708	(12,044)	136,664	136,664	136,664	0
Fund Balance, June 30, 2019	$ 90,279	$ 0	$ 90,279	$ 128,664	$ 6,664	$ 83,615

Exhibit G-7

Rutherford County, Tennessee
Schedule of Revenues, Expenditures, and Changes
in Fund Balance - Actual (Budgetary Basis) and Budget
Drug Control Fund
For the Year Ended June 30, 2019

	Actual (GAAP Basis)	Less: Encumbrances 7/1/2018	Add: Encumbrances 6/30/2019	Actual Revenues/ Expenditures (Budgetary Basis)	Budgeted Amounts Original	Budgeted Amounts Final	Variance with Final Budget - Positive (Negative)
Revenues							
Fines, Forfeitures, and Penalties	$ 325,136	$ 0	$ 0	$ 325,136	$ 345,000	$ 306,170	$ 18,966
Other Local Revenues	17,617	0	0	17,617	5,000	14,135	3,482
Total Revenues	$ 342,753	$ 0	$ 0	$ 342,753	$ 350,000	$ 320,305	$ 22,448
Expenditures							
Public Safety							
Drug Enforcement	$ 300,186	$ (95,920)	$ 28,415	$ 232,681	$ 483,160	$ 483,160	$ 250,479
Total Expenditures	$ 300,186	$ (95,920)	$ 28,415	$ 232,681	$ 483,160	$ 483,160	$ 250,479
Excess (Deficiency) of Revenues Over Expenditures	$ 42,567	$ 95,920	$ (28,415)	$ 110,072	$ (133,160)	$ (162,855)	$ 272,927
Other Financing Sources (Uses)							
Transfers Out	$ (50,000)	$ 0	$ 0	$ (50,000)	$ (50,000)	$ (50,000)	$ 0
Total Other Financing Sources	$ (50,000)	$ 0	$ 0	$ (50,000)	$ (50,000)	$ (50,000)	$ 0
Net Change in Fund Balance	$ (7,433)	$ 95,920	$ (28,415)	$ 60,072	$ (183,160)	$ (212,855)	$ 272,927
Fund Balance, July 1, 2018	675,666	(95,920)	0	579,746	579,746	579,746	0
Fund Balance, June 30, 2019	$ 668,233	$ 0	$ (28,415)	$ 639,818	$ 396,586	$ 366,891	$ 272,927

Exhibit G-8

Rutherford County, Tennessee
Schedule of Revenues, Expenditures, and Changes
in Fund Balance - Actual and Budget
Highway/Public Works Fund
For the Year Ended June 30, 2019

	Actual	Budgeted Amounts Original	Budgeted Amounts Final	Variance with Final Budget - Positive (Negative)
Revenues				
Local Taxes	$ 6,160,446	$ 5,601,208	$ 5,943,218	$ 217,228
Other Local Revenues	224,583	140,000	286,375	(61,792)
State of Tennessee	6,515,056	6,224,685	6,214,770	300,286
Total Revenues	$ 12,900,085	$ 11,965,893	$ 12,444,363	$ 455,722
Expenditures				
Highways				
Administration	$ 821,872	$ 836,846	$ 886,821	$ 64,949
Highway and Bridge Maintenance	6,521,239	6,679,825	6,897,990	376,751
Operation and Maintenance of Equipment	1,116,546	1,204,580	1,214,455	97,909
Other Charges	792,005	769,390	811,810	19,805
Employee Benefits	127,621	227,905	227,905	100,284
Capital Outlay	2,209,093	1,963,000	2,243,000	33,907
Total Expenditures	$ 11,588,376	$ 11,681,546	$ 12,281,981	$ 693,605
Excess (Deficiency) of Revenues Over Expenditures	$ 1,311,709	$ 284,347	$ 162,382	$ 1,149,327
Other Financing Sources (Uses)				
Insurance Recovery	$ 58,783	$ 0	$ 58,783	$ 0
Total Other Financing Sources	$ 58,783	$ 0	$ 58,783	$ 0
Net Change in Fund Balance	$ 1,370,492	$ 284,347	$ 221,165	$ 1,149,327
Fund Balance, July 1, 2018	15,757,804	15,757,803	15,757,803	1
Fund Balance, June 30, 2019	$ 17,128,296	$ 16,042,150	$ 15,978,968	$ 1,149,328

Major Governmental Fund

General Debt Service Fund

The General Debt Service Fund is used to account for and report financial resources that are restricted, committed, or assigned to expenditure for principal and interest.

Exhibit H

Rutherford County, Tennessee
Schedule of Revenues, Expenditures, and Changes in Fund Balance - Actual and Budget
General Debt Service Fund
For the Year Ended June 30, 2019

	Actual	Budgeted Amounts Original	Budgeted Amounts Final	Variance with Final Budget - Positive (Negative)
Revenues				
Local Taxes	$ 53,884,689	$ 50,488,123	$ 53,609,583	$ 275,106
Other Local Revenues	2,161,890	1,144,150	2,044,150	117,740
Other Governments and Citizens Groups	724,925	0	724,925	0
Total Revenues	$ 56,771,504	$ 51,632,273	$ 56,378,658	$ 392,846
Expenditures				
General Government				
Other General Administration	$ 1,034,733	$ 1,121,000	$ 1,086,000	$ 51,267
Principal on Debt				
General Government	6,067,760	6,067,760	6,067,760	0
Education	28,079,832	26,387,240	28,079,832	0
Interest on Debt				
General Government	3,773,528	3,773,529	3,773,529	1
Education	14,681,191	14,241,487	14,681,191	0
Other Debt Service				
Education	355,031	0	355,031	0
Total Expenditures	$ 53,992,075	$ 51,591,016	$ 54,043,343	$ 51,268
Excess (Deficiency) of Revenues Over Expenditures	$ 2,779,429	$ 41,257	$ 2,335,315	$ 444,114
Other Financing Sources (Uses)				
Bonds Issued	$ 355,031	$ 0	$ 355,031	$ 0
Transfers In	199,015	199,015	199,015	0
Total Other Financing Sources	$ 554,046	$ 199,015	$ 554,046	$ 0
Net Change in Fund Balance	$ 3,333,475	$ 240,272	$ 2,889,361	$ 444,114
Fund Balance, July 1, 2018	49,358,710	47,537,925	47,537,925	1,820,785
Fund Balance, June 30, 2019	$ 52,692,185	$ 47,778,197	$ 50,427,286	$ 2,264,899

Proprietary Funds

Internal Service Funds are used to account for the financing of goods or services provided by one department or agency to other departments or agencies of the county, or other governments, on a cost-reimbursed basis.

Self-Insurance Fund – The Self-Insurance Fund is used to account for transactions of the county's self-insured liability insurance.

Employee Insurance - Health Fund – The Employee Insurance - Health Fund is used to account for the county's self-insured health program.

Workers' Compensation Fund – The Workers' Compensation Fund is used to account for the county's self-insured workers' compensation and on-the-job injury programs.

Exhibit I-1

Rutherford County, Tennessee
Combining Statement of Net Position
Proprietary Funds
June 30, 2019

	Internal Service Funds			
	Self-Insurance	Employee Insurance - Health	Workers' Compensation	Total Proprietary Funds
ASSETS				
Current Assets:				
Cash	$ 65,640	$ 0	$ 71,577	$ 137,217
Equity in Pooled Cash and Investments	2,107,830	39,424,300	1,603,582	43,135,712
Cash with Paying Agent	0	1,737,000	0	1,737,000
Accounts Receivable	234,973	705,551	3,884	944,408
Due from Other Governments	0	29,125	0	29,125
Due from Fiduciary Funds	0	150,000	0	150,000
Total Assets	$ 2,408,443	$ 42,045,976	$ 1,679,043	$ 46,133,462
LIABILITIES				
Current Liabilities:				
Accounts Payable	$ 0	$ 301,873	$ 0	$ 301,873
Claims and Judgments Payable	1,151,383	8,645,756	777,000	10,574,139
Due to Component Units	0	778	0	778
Total Current Liabilities	$ 1,151,383	$ 8,948,407	$ 777,000	$ 10,876,790
Noncurrent Liabilities:				
Claims and Judgments Payable	$ 287,846	$ 2,161,439	$ 452,500	$ 2,901,785
Total Noncurrent Liabilities	$ 287,846	$ 2,161,439	$ 452,500	$ 2,901,785
NET POSITION				
Unrestricted	$ 969,214	$ 30,936,130	$ 449,543	$ 32,354,887
Total Net Position	$ 969,214	$ 30,936,130	$ 449,543	$ 32,354,887

Exhibit I-2

Rutherford County, Tennessee
Combining Statement of Revenues, Expenses, and Changes in Net Position
Proprietary Funds
For the Year Ended June 30, 2019

	Internal Service Funds			
	Self - Insurance	Employee Insurance - Health	Workers' Compensation	Total
Operating Revenues				
Charges for Current Services:				
Self-Insurance Premiums/Contributions	$ 1,091,935	$ 64,202,210	$ 1,982,879	$ 67,277,024
Other Employee Benefit Charges/Contributions	0	2,557,173	0	2,557,173
Service Charges	0	600	0	600
Other Local Revenues:				
Retirees' Insurance Payments	0	6,394,315	0	6,394,315
Cobra Insurance Payments	0	210,991	0	210,991
Miscellaneous Refunds	350,000	0	0	350,000
State of Tennessee:				
On-Behalf Contributions for OPEB	0	175,812	0	175,812
Total Operating Revenues	$ 1,441,935	$ 73,541,101	$ 1,982,879	$ 76,965,915
Operating Expenses				
Employee Benefits:				
Handling Charges and Administrative Costs	$ 61,985	$ 2,774,218	$ 45,745	$ 2,881,948
Disability Insurance	0	0	543,080	543,080
Bank Charges	0	4,000	0	4,000
Consultants	7,070	107,870	0	114,940
Contracts with Private Agencies	0	3,152,352	0	3,152,352
Medical Claims	0	61,549,858	0	61,549,858
Premiums on Corporate Surety Bonds	0	0	7,500	7,500
Liability Claims	2,347,152	0	0	2,347,152
Other Self-Insured Claims	0	0	785,851	785,851
Other Charges	0	27,052	0	27,052
Total Operating Expenses	$ 2,416,207	$ 67,615,350	$ 1,382,176	$ 71,413,733
Operating Income (Loss)	$ (974,272)	$ 5,925,751	$ 600,703	$ 5,552,182
Nonoperating Revenues (Expenses)				
Insurance Recovery	$ 144,378	$ 8,648	$ 4,766	$ 157,792
Total Nonoperating Revenues (Expenses)	$ 144,378	$ 8,648	$ 4,766	$ 157,792
Income (Loss) Before Transfers	$ (829,894)	$ 5,934,399	$ 605,469	$ 5,709,974
Transfers Out	0	(313,972)	(313,972)	(627,944)
Change in Net Position	$ (829,894)	$ 5,620,427	$ 291,497	$ 5,082,030
Net Position, July 1, 2018	1,799,108	25,315,703	158,046	27,272,857
Net Position, June 30, 2019	$ 969,214	$ 30,936,130	$ 449,543	$ 32,354,887

Exhibit I-3

Rutherford County, Tennessee
Combining Statement of Cash Flows
Proprietary Funds
For the Year Ended June 30, 2019

	Internal Service Funds			
	Self - Insurance	Employee Insurance - Health	Workers' Compensation	Total
Cash Flows from Operating Activities				
Receipts for Self-Insurance Premiums	$ 871,962	$ 72,916,085	$ 1,981,511	$ 75,769,558
Payments to Suppliers	(69,055)	(6,053,780)	(639,800)	(6,762,635)
Claims Paid	(1,684,870)	(60,908,555)	(785,851)	(63,379,276)
Insurance Recovery	144,378	8,648	4,766	157,792
Other Receipts (Payments)	350,000	0	0	350,000
Net Cash Provided By (Used In) Operating Activities	$ (387,585)	$ 5,962,398	$ 560,626	$ 6,135,439
Cash Flows from Noncapital Financing Activities				
Transfers to Other Funds	$ 0	$ (313,972)	$ (313,972)	$ (627,944)
Net Cash Provided By (Used In) Noncapital Financing Activities	$ 0	$ (313,972)	$ (313,972)	$ (627,944)
Net Increase (Decrease) in Cash	$ (387,585)	$ 5,648,426	$ 246,654	$ 5,507,495
Cash, July 1, 2018	2,561,055	35,512,874	1,428,505	39,502,434
Cash, June 30, 2019	$ 2,173,470	$ 41,161,300	$ 1,675,159	$ 45,009,929
Reconciliation of Operating Income (Loss) to Net Cash Provided By (Used In) Operating Activities				
Operating Income (Loss)	$ (974,272)	$ 5,925,751	$ 600,703	$ 5,552,182
Insurance Recovery	144,378	8,648	4,766	157,792
Adjustments to Reconcile Net Operating Income (Loss) to Net Cash Provided By (Used In) Operating Activities:				
Change in Assets and Liabilities:				
(Increase) Decrease in Accounts Receivable	(219,973)	(700,406)	(1,368)	(921,747)
(Increase) Decrease in Due from Other Governments	0	(14,675)	0	(14,675)
(Increase) Decrease in Due from Component Units	0	90,065	0	90,065
Increase (Decrease) in Accounts Payable	0	10,934	(43,475)	(32,541)
Increase (Decrease) in Claims and Judgments Payable	662,282	641,303	0	1,303,585
Increase (Decrease) in Due To Component Units	0	778	0	778
Net Cash Provided By (Used In) Operating Activities	$ (387,585)	$ 5,962,398	$ 560,626	$ 6,135,439
Reconciliation of Cash With Statement of Net Position				
Cash Per Net Position	$ 65,640	$ 0	$ 71,577	$ 137,217
Equity in Pooled Cash and Investments Per Net Position	2,107,830	39,424,300	1,603,582	43,135,712
Cash with Paying Agent Per Net Position	0	1,737,000	0	1,737,000
Cash, June 30, 2019	$ 2,173,470	$ 41,161,300	$ 1,675,159	$ 45,009,929

Fiduciary Funds

Agency Funds are used to account for assets held by the county in a trustee capacity or as an agent for individuals, private organizations, other governments, and/or other funds. Agency funds are custodial in nature (assets equal liabilities) and do not involve measurement of results of operations.

Cities - Sales Tax Fund – The Cities - Sales Tax Fund is used to account for the second half of the sales tax revenues collected inside incorporated cities of the county. These revenues are received by the county from the State of Tennessee and forwarded to the various cities on a monthly basis.

Cities - Property Tax Fund – The Cities - Property Tax Fund is used to account for the property taxes of the City of Smyrna. These collections are remitted to the city monthly.

City School ADA - Murfreesboro Fund – The City School ADA - Murfreesboro Fund is used to account for the city school system's share of education revenues collected by the county that must be apportioned between the various school systems on an average daily attendance basis. These collections are remitted to the city school system on a monthly basis.

Joint Venture Fund – The Joint Venture Fund is used to account for transactions of the Central Tennessee Solid Waste Planning Board for Rutherford, Cannon, Warren, and Coffee counties.

Constitutional Officers - Agency Fund – The Constitutional Officers - Agency Fund is used to account for amounts collected in an agency capacity by the county clerk; circuit, general sessions, and juvenile courts clerk; clerk and master; register of deeds; and sheriff. Such collections include amounts due the state, cities, other county funds, litigants, heirs, and others.

District Attorney General Fund – The District Attorney General Fund is used to account for restricted revenue held for the benefit of the Office of the District Attorney General.

Exhibit J-1

Rutherford County, Tennessee
Combining Statement of Fiduciary Assets and Liabilities
Fiduciary Funds
June 30, 2019

	Agency Funds						
	Cities - Sales Tax	Cities - Property Tax	City School ADA - Murfreesboro	Joint Venture	Constitu-tional Officers - Agency	District Attorney General	Total
ASSETS							
Cash	$ 0	$ 0	$ 0	$ 0	$ 10,597,766	$ 0	$ 10,597,766
Equity in Pooled Cash and Investments	0	20,203	190,805	10,811	0	405,984	627,803
Investments	0	0	0	0	7,603	0	7,603
Accounts Receivable	0	0	0	0	4,237	0	4,237
Due from Other Governments	12,111,782	0	2,061,836	0	0	712	14,174,330
Taxes Receivable	0	0	15,617,782	0	0	0	15,617,782
Allowance for Uncollectible Taxes	0	0	(782,057)	0	0	0	(782,057)
Total Assets	$ 12,111,782	$ 20,203	$ 17,088,366	$ 10,811	$ 10,609,606	$ 406,696	$ 40,247,464
LIABILITIES							
Due to Other Taxing Units	$ 12,111,782	$ 20,203	$ 17,088,366	$ 0	$ 0	$ 0	$ 29,220,351
Due to Joint Ventures	0	0	0	10,811	0	0	10,811
Due to Litigants, Heirs, and Others	0	0	0	0	10,609,606	406,696	11,016,302
Total Liabilities	$ 12,111,782	$ 20,203	$ 17,088,366	$ 10,811	$ 10,609,606	$ 406,696	$ 40,247,464

Exhibit J-2

Rutherford County, Tennessee
Combining Statement of Changes in Assets and
Liabilities - All Agency Funds
For the Year Ended June 30, 2019

	Beginning Balance	Additions	Deductions	Ending Balance
Cities - Sales Tax Fund				
Assets				
Equity in Pooled Cash and Investments	$ 0	$ 71,896,570	$ 71,896,570	$ 0
Due from Other Governments	11,646,942	12,111,782	11,646,942	12,111,782
Total Assets	$ 11,646,942	$ 84,008,352	$ 83,543,512	$ 12,111,782
Liabilities				
Due to Other Taxing Units	$ 11,646,942	$ 84,008,352	$ 83,543,512	$ 12,111,782
Total Liabilities	$ 11,646,942	$ 84,008,352	$ 83,543,512	$ 12,111,782
Cities - Property Tax Fund				
Assets				
Equity in Pooled Cash and Investments	$ 14,886	$ 10,838,641	$ 10,833,324	$ 20,203
Total Assets	$ 14,886	$ 10,838,641	$ 10,833,324	$ 20,203
Liabilities				
Due to Other Taxing Units	$ 14,886	$ 10,838,641	$ 10,833,324	$ 20,203
Total Liabilities	$ 14,886	$ 10,838,641	$ 10,833,324	$ 20,203
City School ADA - Murfreesboro Fund				
Assets				
Equity in Pooled Cash and Investments	$ 215,485	$ 26,935,701	$ 26,960,381	$ 190,805
Due from Other Governments	2,026,596	2,061,836	2,026,596	2,061,836
Taxes Receivable	14,450,268	15,617,782	14,450,268	15,617,782
Allowance for Uncollectible Taxes	(716,662)	(782,057)	(716,662)	(782,057)
Total Assets	$ 15,975,687	$ 43,833,262	$ 42,720,583	$ 17,088,366
Liabilities				
Due to Other Taxing Units	$ 15,975,687	$ 43,833,262	$ 42,720,583	$ 17,088,366
Total Liabilities	$ 15,975,687	$ 43,833,262	$ 42,720,583	$ 17,088,366
Joint Venture				
Assets				
Equity in Pooled Cash and Investments	$ 10,959	$ 0	$ 148	$ 10,811
Total Assets	$ 10,959	$ 0	$ 148	$ 10,811
Liabilities				
Due to Joint Ventures	$ 10,959	$ 0	$ 148	$ 10,811
Total Liabilities	$ 10,959	$ 0	$ 148	$ 10,811

(Continued)

Exhibit J-2

Rutherford County, Tennessee
Combining Statement of Changes in Assets and
Liabilities - All Agency Funds (Cont.)

	Beginning Balance	Additions	Deductions	Ending Balance
Constitutional Officers - Agency Fund				
Assets				
Cash	$ 8,224,398	$ 80,225,385	$ 77,852,017	$ 10,597,766
Investments	7,440	7,603	7,440	7,603
Accounts Receivable	1,573	4,237	1,573	4,237
Cash Shortage	200	0	200	0
Total Assets	$ 8,233,611	$ 80,237,225	$ 77,861,230	$ 10,609,606
Liabilities				
Due to Litigants, Heirs, and Others	$ 8,233,611	$ 80,237,225	$ 77,861,230	$ 10,609,606
Total Liabilities	$ 8,233,611	$ 80,237,225	$ 77,861,230	$ 10,609,606
District Attorney General Fund				
Assets				
Equity in Pooled Cash and Investments	$ 391,849	$ 55,175	$ 41,040	$ 405,984
Due from Other Governments	15,451	712	15,451	712
Total Assets	$ 407,300	$ 55,887	$ 56,491	$ 406,696
Liabilities				
Accounts Payable	$ 24	$ 0	$ 24	$ 0
Accrued Payroll	315	0	315	0
Due to Litigants, Heirs, and Others	406,961	55,887	56,152	406,696
Total Liabilities	$ 407,300	$ 55,887	$ 56,491	$ 406,696
Totals - All Agency Funds				
Assets				
Cash	$ 8,224,398	$ 80,225,385	$ 77,852,017	$ 10,597,766
Equity in Pooled Cash and Investments	633,179	109,726,087	109,731,463	627,803
Investments	7,440	7,603	7,440	7,603
Accounts Receivable	1,573	4,237	1,573	4,237
Due from Other Governments	13,688,989	14,174,330	13,688,989	14,174,330
Taxes Receivable	14,450,268	15,617,782	14,450,268	15,617,782
Allowance for Uncollectible Taxes	(716,662)	(782,057)	(716,662)	(782,057)
Cash Shortage	200	0	200	0
Total Assets	$ 36,289,385	$ 218,973,367	$ 215,015,288	$ 40,247,464
Liabilities				
Accounts Payable	$ 24	$ 0	$ 24	$ 0
Accrued Payroll	315	0	315	0
Due to Other Taxing Units	27,637,515	138,680,255	137,097,419	29,220,351
Due to Joint Ventures	10,959	0	148	10,811
Due to Litigants, Heirs, and Others	8,640,572	80,293,112	77,917,382	11,016,302
Total Liabilities	$ 36,289,385	$ 218,973,367	$ 215,015,288	$ 40,247,464

Rutherford County School Department

This section presents fund financial statements for the Rutherford County School Department, a discretely presented component unit. The School Department uses a General Fund, two Special Revenue Funds, two Capital Projects Funds, and one Fiduciary Fund.

General Purpose School Fund – The General Purpose School Fund is used to account for general operations of the School Department.

School Federal Projects Fund – The School Federal Projects Fund is used to account for restricted federal revenues, which must be expended on specific education programs.

Central Cafeteria Fund – The Central Cafeteria Fund is used to account for the cafeteria operations in each of the schools.

Education Capital Projects Fund – The Education Capital Projects Fund is used to account for building construction and renovations of the School Department.

Other Capital Projects Fund – The Other Capital Projects Fund is used to account for building construction and renovations of the School Department.

Endowment Fund – The Endowment Fund is used to account for an endowment received by the School Department for which the principal amount must remain intact while interest earned on the principal is to fund a scholarship at Eagleville High School.

Exhibit K-1

Rutherford County, Tennessee
Statement of Activities
Discretely Presented Rutherford County School Department
For the Year Ended June 30, 2019

Functions/Programs	Expenses	Program Revenues: Charges for Services	Program Revenues: Operating Grants and Contributions	Program Revenues: Capital Grants and Contributions	Net (Expense) Revenue and Changes in Net Position: Total Governmental Activities
Governmental Activities:					
Instruction	$ 244,860,615	$ 328,948	$ 14,172,262	$ 0	$ (230,359,405)
Support Services	147,066,071	76,393	1,441,871	0	(145,547,807)
Operation of Non-instructional Services	22,181,474	7,537,854	12,272,798	0	(2,370,822)
Total Governmental Activities	$ 414,108,160	$ 7,943,195	$ 27,886,931	$ 0	$ (378,278,034)
General Revenues:					
Taxes:					
Property Taxes Levied for General Purposes					$ 85,270,738
Payments in-Lieu-of Tax					886,033
Local Option Sales Tax					65,528,309
Wheel Tax					4,190,765
Business Tax					2,631,054
Mixed Drink Tax					536,955
Grants and Contributions Not Restricted for Specific Programs					274,229,207
Unrestricted Investment Income					1,140,867
Miscellaneous					29,241
Total General Revenues					$ 434,443,169
Change in Net Position					$ 56,165,135
Net Position, July 1, 2018					479,368,826
Net Position, June 30, 2019					$ 535,533,961

Exhibit K-2

Rutherford County, Tennessee
Balance Sheet - Governmental Funds
Discretely Presented Rutherford County School Department
June 30, 2019

	Major Funds		Nonmajor Funds	
	General Purpose School	Other Capital Projects	Other Govern-mental Funds	Total Governmental Funds
ASSETS				
Cash	$ 200	$ 0	$ 1,419,810	$ 1,420,010
Equity in Pooled Cash and Investments	80,058,588	16,371,776	9,537,027	105,967,391
Inventories	0	0	222,677	222,677
Accounts Receivable	467,977	0	34,309	502,286
Due from Other Governments	19,706,462	197,356	1,677,727	21,581,545
Due from Other Funds	121,479	0	0	121,479
Due from Primary Government	778	0	0	778
Property Taxes Receivable	88,848,988	0	7,438,191	96,287,179
Allowance for Uncollectible Property Taxes	(4,418,162)	0	(358,057)	(4,776,219)
Prepaid Items	571,453	0	0	571,453
Restricted Assets	978,972	0	0	978,972
Total Assets	$ 186,336,735	$ 16,569,132	$ 19,971,684	$ 222,877,551
LIABILITIES				
Accounts Payable	$ 5,283,342	$ 0	$ 141,314	$ 5,424,656
Accrued Payroll	28,655,946	0	769,419	29,425,365
Payroll Deductions Payable	4,536	0	57	4,593
Contracts Payable	0	2,000	0	2,000
Due to Other Funds	0	0	121,479	121,479
Total Liabilities	$ 33,943,824	$ 2,000	$ 1,032,269	$ 34,978,093
DEFERRED INFLOWS OF RESOURCES				
Deferred Current Property Taxes	$ 83,475,135	$ 0	$ 7,027,606	$ 90,502,741

(Continued)

Exhibit K-2

Rutherford County, Tennessee
Balance Sheet - Governmental Funds
Discretely Presented Rutherford County School Department (Cont.)

	Major Funds		Nonmajor Funds	
	General Purpose School	Other Capital Projects	Other Govern-mental Funds	Total Governmental Funds
DEFERRED INFLOWS OF RESOURCES (Cont.)				
Deferred Delinquent Property Taxes	$ 935,326	$ 0	$ 51,410	$ 986,736
Other Deferred/Unavailable Revenue	5,561,568	0	0	5,561,568
Total Deferred Inflows of Resources	$ 89,972,029	$ 0	$ 7,079,016	$ 97,051,045
FUND BALANCES				
Nonspendable:				
Inventory	$ 0	$ 0	$ 222,677	$ 222,677
Prepaid Items	571,453	0	0	571,453
Restricted:				
Restricted for Education	203,285	0	4,382,991	4,586,276
Restricted for Capital Projects	0	16,567,132	6,254,731	22,821,863
Restricted for Hybrid Retirement Stabilization Funds	978,972	0	0	978,972
Committed:				
Committed for Education	293,913	0	1,000,000	1,293,913
Assigned:				
Assigned for Education	21,735,746	0	0	21,735,746
Unassigned	38,637,513	0	0	38,637,513
Total Fund Balances	$ 62,420,882	$ 16,567,132	$ 11,860,399	$ 90,848,413
Total Liabilities, Deferred Inflows of Resources, and Fund Balances	$ 186,336,735	$ 16,569,132	$ 19,971,684	$ 222,877,551

Exhibit K-3

Rutherford County, Tennessee
Reconciliation of the Balance Sheet of Governmental Funds to the Statement of Net Position
Discretely Presented Rutherford County School Department
June 30, 2019

Amounts reported for governmental activities in the statement of net position (Exhibit A) are different because:		
Total fund balances - balance sheet - governmental funds (Exhibit K-2)		$ 90,848,413
(1) Capital assets used in governmental activities are not financial resources and therefore are not reported in the governmental funds.		
Add: land	$ 22,019,243	
Add: construction in progress	100,930,147	
Add: buildings and improvements net of accumulated depreciation	451,467,249	
Add: intangible assets net of accumulated depreciation	48,529	
Add: other capital assets net of accumulated depreciation	5,800,909	580,266,077
(2) Long-term liabilities are not due and payable in the current period and therefore are not reported in the governmental funds.		
Less: contributions due on primary government debt for capital lease	$ (117,603)	
Less: contributions due on primary government debt for other loans	(1,988,510)	
Less: other postemployment benefits liability	(124,372,444)	
Less: compensated absences payable	(1,629,560)	(128,108,117)
(3) Amounts reported as deferred outflows of resources and deferred inflows of resources related to pensions and OPEB will be amortized and recognized as components of pension and OPEB expense in future years:		
Add: deferred outflows of resources related to pensions	$ 36,986,824	
Add: deferred outflows of resources related to OPEB	2,094,745	
Less: deferred inflows of resources related to pensions	(25,340,548)	
Less: deferred inflows of resources related to OPEB	(50,651,519)	(36,910,498)
(4) Net pension assets of the agent and cost-sharing plans are not current financial resources and therefore are not reported in the governmental funds.		
Add: net pension asset - agent plan	$ 6,106,614	
Add: net pension asset - teacher retirement plan	1,877,620	
Add: net pension asset - teacher legacy plan	14,905,548	22,889,782
(5) Other long-term assets are not available to pay for current-period expenditures and therefore are deferred in the governmental funds.		6,548,304
Net position of governmental activities (Exhibit A)		$ 535,533,961

Exhibit K-4

Rutherford County, Tennessee
Statement of Revenues, Expenditures,
and Changes in Fund Balances -
Governmental Funds
Discretely Presented Rutherford County School Department
For the Year Ended June 30, 2019

	Major Funds		Nonmajor Funds	
	General Purpose School	Other Capital Projects	Other Govern-mental Funds	Total Governmental Funds
Revenues				
Local Taxes	$ 154,061,031	$ 0	$ 4,574,064	$ 158,635,095
Licenses and Permits	12,382	0	0	12,382
Charges for Current Services	300,405	0	7,489,865	7,790,270
Other Local Revenues	1,895,686	0	62,820	1,958,506
State of Tennessee	227,800,338	0	172,298	227,972,636
Federal Government	1,531,348	0	27,382,523	28,913,871
Other Governments and Citizens Groups	0	44,586,283	0	44,586,283
Total Revenues	$ 385,601,190	$ 44,586,283	$ 39,681,570	$ 469,869,043
Expenditures				
Current:				
Instruction	$ 251,455,788	$ 0	$ 7,624,105	$ 259,079,893
Support Services	119,137,668	0	7,571,191	126,708,859
Operation of Non-Instructional Services	3,341,345	0	19,094,036	22,435,381
Capital Outlay	45,064	0	0	45,064
Debt Service:				
Other Debt Service	724,925	0	0	724,925
Capital Projects	0	90,266,895	3,449,116	93,716,011
Total Expenditures	$ 374,704,790	$ 90,266,895	$ 37,738,448	$ 502,710,133
Excess (Deficiency) of Revenues Over Expenditures	$ 10,896,400	$ (45,680,612)	$ 1,943,122	$ (32,841,090)

(Continued)

Exhibit K-4

Rutherford County, Tennessee
Statement of Revenues, Expenditures,
and Changes in Fund Balances -
Governmental Funds
Discretely Presented Rutherford County School Department (Cont.)

	Major Funds		Nonmajor Funds	
	General Purpose School	Other Capital Projects	Other Govern-mental Funds	Total Governmental Funds
Other Financing Sources (Uses)				
Insurance Recovery	$ 35,905	$ 0	$ 0	$ 35,905
Transfers In	235,335	75,768	0	311,103
Transfers Out	(75,768)	0	(235,335)	(311,103)
Total Other Financing Sources (Uses)	$ 195,472	$ 75,768	$ (235,335)	$ 35,905
Net Change in Fund Balances	$ 11,091,872	$ (45,604,844)	$ 1,707,787	$ (32,805,185)
Fund Balance, July 1, 2018	51,329,010	62,171,976	10,152,612	123,653,598
Fund Balance, June 30, 2019	$ 62,420,882	$ 16,567,132	$ 11,860,399	$ 90,848,413

Exhibit K-5

Rutherford County, Tennessee
Reconciliation of the Statement of Revenues, Expenditures, and Changes in Fund Balances
of Governmental Funds to the Statement of Activities
Discretely Presented Rutherford County School Department
For the Year Ended June 30, 2019

Amounts reported for governmental activities in the statement of activities (Exhibit B) are different because:		
Net change in fund balances - total governmental funds (Exhibit K-4)		$ (32,805,185)
(1) Governmental funds report capital outlays as expenditures. However, in the statement of activities, the cost of these assets is allocated over their useful lives and reported as depreciation expense. The difference between capital outlays and depreciation is itemized as follows:		
Add: capital assets purchased in the current period	$ 83,640,037	
Less: current-year depreciation expense	(15,486,266)	68,153,771
(2) The net effect of various miscellaneous transactions involving capital assets (sales, trade-ins, and donations) is to decrease net position.		
Less: book value of capital assets disposed		(66,494)
(3) Revenues in the statement of activities that do not provide current financial resources are not reported as revenues in the funds.		
Add: deferred delinquent property taxes and other deferred June 30, 2019	$ 6,548,304	
Less: deferred delinquent property taxes and other deferred June 30, 2018	(6,132,940)	415,364
(4) The contributions of long-term debt (e.g., notes and lease) by the primary government provide current financial resources to governmental funds, while the contributions by the School Department of the principal of long-term debt consume the current financial resources of governmental funds. Neither transaction, however, has any effect on net position.		
Add: principal contributions on lease to primary government	$ 228,840	
Add: principal contributions on loans to primary government	463,752	692,592
(5) Some expenses reported in the statement of activities do not require the use of current financial resources and therefore are not reported as expenditures in the governmental funds.		
Change in other postemployment benefits liability	$ 31,400,153	
Change in deferred outflows of resources related to OPEB	1,155,547	
Change in deferred inflows of resources related to OPEB	(34,115,881)	
Change in compensated absences payable	(52,358)	
Change in net pension asset - agent plan	3,063,992	
Change in net pension asset - teacher retirement plan	857,901	
Change in net pension liability - teacher legacy plan	13,549,140	
Change in deferred outflows of resources related to pensions	351,831	
Change in deferred inflows of resources related to pensions	3,564,762	19,775,087
Change in net position of governmental activities (Exhibit B)		$ 56,165,135

Exhibit K-6

Rutherford County, Tennessee
Combining Balance Sheet - Nonmajor Governmental Funds
Discretely Presented Rutherford County School Department
June 30, 2019

	Special Revenue Funds			Capital Projects Fund	Total Nonmajor Governmental Funds
	School Federal Projects	Central Cafeteria	Total	Education Capital Projects	
ASSETS					
Cash	$ 0	$ 1,419,810	$ 1,419,810	$ 0	$ 1,419,810
Equity in Pooled Cash and Investments	473,635	2,816,754	3,290,389	6,246,638	9,537,027
Inventories	0	222,677	222,677	0	222,677
Accounts Receivable	665	33,420	34,085	224	34,309
Due from Other Governments	1,555,290	115,686	1,670,976	6,751	1,677,727
Property Taxes Receivable	0	0	0	7,438,191	7,438,191
Allowance for Uncollectible Property Taxes	0	0	0	(358,057)	(358,057)
Total Assets	$ 2,029,590	$ 4,608,347	$ 6,637,937	$ 13,333,747	$ 19,971,684
LIABILITIES					
Accounts Payable	$ 139,393	$ 1,921	$ 141,314	$ 0	$ 141,314
Accrued Payroll	768,758	661	769,419	0	769,419
Payroll Deductions Payable	0	57	57	0	57
Due to Other Funds	121,439	40	121,479	0	121,479
Total Liabilities	$ 1,029,590	$ 2,679	$ 1,032,269	$ 0	$ 1,032,269
DEFERRED INFLOWS OF RESOURCES					
Deferred Current Property Taxes	$ 0	$ 0	$ 0	$ 7,027,606	$ 7,027,606
Deferred Delinquent Property Taxes	0	0	0	51,410	51,410
Total Deferred Inflows of Resources	$ 0	$ 0	$ 0	$ 7,079,016	$ 7,079,016

(Continued)

Exhibit K-6

Rutherford County, Tennessee
Combining Balance Sheet - Nonmajor Governmental Funds
Discretely Presented Rutherford County School Department (Cont.)

	Special Revenue Funds			Capital Projects Fund	Total
	School Federal Projects	Central Cafeteria	Total	Education Capital Projects	Nonmajor Governmental Funds
FUND BALANCES					
Nonspendable:					
Inventory	$ 0	$ 222,677	$ 222,677	$ 0	$ 222,677
Restricted:					
Restricted for Education	0	4,382,991	4,382,991	0	4,382,991
Restricted for Capital Projects	0	0	0	6,254,731	6,254,731
Committed:					
Committed for Education	1,000,000	0	1,000,000	0	1,000,000
Total Fund Balances	$ 1,000,000	$ 4,605,668	$ 5,605,668	$ 6,254,731	$ 11,860,399
Total Liabilities, Deferred Inflows of Resources, and Fund Balances	$ 2,029,590	$ 4,608,347	$ 6,637,937	$ 13,333,747	$ 19,971,684

Exhibit K-7

Rutherford County, Tennessee
Combining Statement of Revenues, Expenditures,
and Changes in Fund Balances -
Nonmajor Governmental Funds
Discretely Presented Rutherford County School Department
For the Year Ended June 30, 2019

	Special Revenue Funds			Capital Projects Fund	Total
	School Federal Projects	Central Cafeteria	Total	Education Capital Projects	Nonmajor Governmental Funds
Revenues					
Local Taxes	$ 0	$ 0	$ 0	$ 4,574,064	$ 4,574,064
Charges for Current Services	0	7,489,865	7,489,865	0	7,489,865
Other Local Revenues	0	62,820	62,820	0	62,820
State of Tennessee	0	172,298	172,298	0	172,298
Federal Government	15,292,328	12,090,195	27,382,523	0	27,382,523
Total Revenues	$ 15,292,328	$ 19,815,178	$ 35,107,506	$ 4,574,064	$ 39,681,570
Expenditures					
Current:					
Instruction	$ 7,624,105	$ 0	$ 7,624,105	$ 0	$ 7,624,105
Support Services	7,442,278	39,142	7,481,420	89,771	7,571,191
Operation of Non-Instructional Services	3,810	19,090,226	19,094,036	0	19,094,036
Capital Projects	0	0	0	3,449,116	3,449,116
Total Expenditures	$ 15,070,193	$ 19,129,368	$ 34,199,561	$ 3,538,887	$ 37,738,448
Excess (Deficiency) of Revenues Over Expenditures	$ 222,135	$ 685,810	$ 907,945	$ 1,035,177	$ 1,943,122
Other Financing Sources (Uses)					
Transfers Out	$ (222,135)	$ (13,200)	$ (235,335)	$ 0	$ (235,335)
Total Other Financing Sources (Uses)	$ (222,135)	$ (13,200)	$ (235,335)	$ 0	$ (235,335)
Net Change in Fund Balances	$ 0	$ 672,610	$ 672,610	$ 1,035,177	$ 1,707,787
Fund Balance, July 1, 2018	1,000,000	3,933,058	4,933,058	5,219,554	10,152,612
Fund Balance, June 30, 2019	$ 1,000,000	$ 4,605,668	$ 5,605,668	$ 6,254,731	$ 11,860,399

Exhibit K-8

Rutherford County, Tennessee
Schedule of Revenues, Expenditures, and Changes
in Fund Balance - Actual (Budgetary Basis) and Budget
Discretely Presented Rutherford County School Department
General Purpose School Fund
For the Year Ended June 30, 2019

	Actual (GAAP Basis)	Less: Encumbrances 7/1/2018	Add: Encumbrances 6/30/2019	Actual Revenues/ Expenditures (Budgetary Basis)	Budgeted Amounts Original	Budgeted Amounts Final	Variance with Final Budget - Positive (Negative)
Revenues							
Local Taxes	$ 154,061,031	$ 0	$ 0	$ 154,061,031	$ 149,321,070	$ 153,401,282	$ 659,749
Licenses and Permits	12,382	0	0	12,382	12,000	12,000	382
Charges for Current Services	300,405	0	0	300,405	177,000	217,000	83,405
Other Local Revenues	1,895,686	0	0	1,895,686	664,559	1,460,609	435,077
State of Tennessee	227,800,338	0	0	227,800,338	221,671,918	226,935,515	864,823
Federal Government	1,531,348	0	0	1,531,348	1,180,000	1,473,547	57,801
Total Revenues	$ 385,601,190	$ 0	$ 0	$ 385,601,190	$ 373,026,547	$ 383,499,953	$ 2,101,237
Expenditures							
Instruction							
Regular Instruction Program	$ 204,670,197	$ (2,432,497)	$ 3,453,283	$ 205,690,983	$ 214,029,651	$ 212,747,955	$ 7,056,972
Alternative Instruction Program	2,225,465	(43)	0	2,225,422	2,310,951	2,314,708	89,286
Special Education Program	30,754,825	(22,045)	19,133	30,751,913	31,985,019	32,283,587	1,531,674
Career and Technical Education Program	13,805,301	(30,089)	110,968	13,886,180	14,884,322	14,971,237	1,085,057
Support Services							
Attendance	1,049,226	(115)	2,314	1,051,425	828,489	1,107,759	56,334
Health Services	4,910,631	(571)	1,492	4,911,552	4,723,412	5,100,527	188,975
Other Student Support	10,089,312	(35,813)	8,433	10,061,932	10,075,509	10,459,399	397,467
Regular Instruction Program	12,132,960	(26,151)	36,589	12,143,398	12,656,991	12,646,946	503,548
Alternative Instruction Program	970,639	(2,895)	0	967,744	996,576	1,019,432	51,688
Special Education Program	1,404,548	(3,344)	477	1,401,681	1,743,578	1,548,472	146,791
Career and Technical Education Program	423,433	(4,156)	775	420,052	374,239	457,498	37,446
Technology	4,341,283	(168,863)	83,752	4,256,172	3,758,560	4,735,767	479,595
Adult Programs	166,283	0	0	166,283	166,387	166,387	104
Board of Education	6,827,350	0	0	6,827,350	7,706,122	7,468,567	641,217
Director of Schools	876,880	(4,396)	3,116	875,600	941,372	941,963	66,363
Office of the Principal	21,211,150	(17,978)	12,332	21,205,504	21,776,558	21,807,464	601,960
Fiscal Services	1,142,993	0	92	1,143,085	1,132,143	1,187,143	44,058
Human Services/Personnel	469,346	(3,778)	0	465,568	555,912	555,912	90,344

(Continued)

Exhibit K-8

Rutherford County, Tennessee
Schedule of Revenues, Expenditures, and Changes
in Fund Balance - Actual (Budgetary Basis) and Budget
Discretely Presented Rutherford County School Department
General Purpose School Fund (Cont.)

	Actual (GAAP Basis)	Less: Encumbrances 7/1/2018	Add: Encumbrances 6/30/2019	Actual Revenues/ Expenditures (Budgetary Basis)	Budgeted Amounts Original	Budgeted Amounts Final	Variance with Final Budget - Positive (Negative)
Expenditures (Cont.)							
Support Services (Cont.)							
Operation of Plant	$ 24,921,789	$ (208,509)	$ 62,977	$ 24,776,257	$ 25,595,954	$ 25,860,415	$ 1,084,158
Maintenance of Plant	9,343,247	(253,138)	219,036	9,309,145	8,473,223	9,783,718	474,573
Transportation	18,856,598	(29,138)	463	18,827,923	18,855,923	18,931,056	103,133
Operation of Non-Instructional Services							
Community Services	43,699	0	0	43,699	42,000	49,565	5,866
Early Childhood Education	3,297,646	(7,181)	365	3,290,830	3,558,258	3,589,567	298,737
Capital Outlay							
Regular Capital Outlay	45,064	0	10,800	55,864	75,000	137,910	82,046
Principal on Debt							
Education	0	0	0	0	812,592	0	0
Interest on Debt							
Education	0	0	0	0	40,134	0	0
Other Debt Service							
Education	724,925	0	0	724,925	0	852,726	127,801
Total Expenditures	$ 374,704,790	$ (3,250,700)	$ 4,026,397	$ 375,480,487	$ 388,098,875	$ 390,725,680	$ 15,245,193
Excess (Deficiency) of Revenues Over Expenditures	$ 10,896,400	$ 3,250,700	$ (4,026,397)	$ 10,120,703	$ (15,072,328)	$ (7,225,727)	$ 17,346,430
Other Financing Sources (Uses)							
Insurance Recovery	$ 35,905	$ 0	$ 0	$ 35,905	$ 0	$ 35,905	$ 0
Transfers In	235,335	0	0	235,335	150,000	150,000	85,335
Transfers Out	(75,768)	0	0	(75,768)	0	(75,768)	0
Total Other Financing Sources	$ 195,472	$ 0	$ 0	$ 195,472	$ 150,000	$ 110,137	$ 85,335
Net Change in Fund Balance	$ 11,091,872	$ 3,250,700	$ (4,026,397)	$ 10,316,175	$ (14,922,328)	$ (7,115,590)	$ 17,431,765
Fund Balance, July 1, 2018	51,329,010	(3,250,700)	0	48,078,310	42,330,940	42,330,940	5,747,370
Fund Balance, June 30, 2019	$ 62,420,882	$ 0	$ (4,026,397)	$ 58,394,485	$ 27,408,612	$ 35,215,350	$ 23,179,135

Exhibit K-9

Rutherford County, Tennessee
Schedule of Revenues, Expenditures, and Changes
in Fund Balance - Actual and Budget
Discretely Presented Rutherford County School Department
School Federal Projects Fund
For the Year Ended June 30, 2019

	Actual	Budgeted Amounts Original	Budgeted Amounts Final	Variance with Final Budget - Positive (Negative)
Revenues				
Federal Government	$ 15,292,328	$ 14,971,392	$ 19,004,112	$ (3,711,784)
Total Revenues	$ 15,292,328	$ 14,971,392	$ 19,004,112	$ (3,711,784)
Expenditures				
Instruction				
Regular Instruction Program	$ 3,146,385	$ 3,073,600	$ 3,466,215	$ 319,830
Special Education Program	3,961,008	4,408,227	4,977,627	1,016,619
Career and Technical Education Program	516,712	486,746	516,740	28
Support Services				
Health Services	386,524	293,045	395,145	8,621
Other Student Support	1,339,517	1,085,181	1,798,945	459,428
Regular Instruction Program	3,149,473	2,851,428	4,149,913	1,000,440
Special Education Program	2,218,488	2,177,116	2,980,421	761,933
Career and Technical Education Program	6,320	5,500	6,320	0
Board of Education	0	0	350	350
Transportation	341,956	363,149	427,587	85,631
Operation of Non-Instructional Services				
Food Service	3,810	0	4,105	295
Total Expenditures	$ 15,070,193	$ 14,743,992	$ 18,723,368	$ 3,653,175
Excess (Deficiency) of Revenues Over Expenditures	$ 222,135	$ 227,400	$ 280,744	$ (58,609)
Other Financing Sources (Uses)				
Transfers Out	$ (222,135)	$ (227,399)	$ (280,747)	$ 58,612
Total Other Financing Sources	$ (222,135)	$ (227,399)	$ (280,747)	$ 58,612
Net Change in Fund Balance	$ 0	$ 1	$ (3)	$ 3
Fund Balance, July 1, 2018	1,000,000	787,712	787,712	212,288
Fund Balance, June 30, 2019	$ 1,000,000	$ 787,713	$ 787,709	$ 212,291

Exhibit K-10

Rutherford County, Tennessee
Schedule of Revenues, Expenditures, and Changes
in Fund Balance - Actual (Budgetary Basis) and Budget
Discretely Presented Rutherford County School Department
Central Cafeteria Fund
For the Year Ended June 30, 2019

	Actual (GAAP Basis)	Add: Encumbrances 6/30/2019	Actual Revenues/ Expenditures (Budgetary Basis)	Budgeted Amounts Original	Budgeted Amounts Final	Variance with Final Budget - Positive (Negative)
Revenues						
Charges for Current Services	$ 7,489,865	$ 0	$ 7,489,865	$ 6,985,000	$ 7,419,500	$ 70,365
Other Local Revenues	62,820	0	62,820	26,000	37,277	25,543
State of Tennessee	172,298	0	172,298	169,000	172,298	0
Federal Government	12,090,195	0	12,090,195	11,405,000	12,057,400	32,795
Total Revenues	$ 19,815,178	$ 0	$ 19,815,178	$ 18,585,000	$ 19,686,475	$ 128,703
Expenditures						
Support Services						
Board of Education	$ 39,142	$ 0	$ 39,142	$ 66,300	$ 66,300	$ 27,158
Operation of Non-Instructional Services						
Food Service	19,090,226	31,139	19,121,365	19,876,855	20,271,330	1,149,965
Total Expenditures	$ 19,129,368	$ 31,139	$ 19,160,507	$ 19,943,155	$ 20,337,630	$ 1,177,123
Excess (Deficiency) of Revenues Over Expenditures	$ 685,810	$ (31,139)	$ 654,671	$ (1,358,155)	$ (651,155)	$ 1,305,826
Other Financing Sources (Uses)						
Transfers Out	$ (13,200)	$ 0	$ (13,200)	$ (38,000)	$ (20,000)	$ 6,800
Total Other Financing Sources	$ (13,200)	$ 0	$ (13,200)	$ (38,000)	$ (20,000)	$ 6,800
Net Change in Fund Balance	$ 672,610	$ (31,139)	$ 641,471	$ (1,396,155)	$ (671,155)	$ 1,312,626
Fund Balance, July 1, 2018	3,933,058	0	3,933,058	3,933,058	3,933,058	0
Fund Balance, June 30, 2019	$ 4,605,668	$ (31,139)	$ 4,574,529	$ 2,536,903	$ 3,261,903	$ 1,312,626

Exhibit K-11

Rutherford County, Tennessee
Schedule of Revenues, Expenditures, and Changes
in Fund Balance - Actual (Budgetary Basis) and Budget
Discretely Presented Rutherford County School Department
Education Capital Projects Fund
For the Year Ended June 30, 2019

	Actual (GAAP Basis)	Less: Encumbrances 7/1/2018	Add: Encumbrances 6/30/2019	Actual Revenues/ Expenditures (Budgetary Basis)	Budgeted Amounts Original	Budgeted Amounts Final	Variance with Final Budget - Positive (Negative)
Revenues							
Local Taxes	$ 4,574,064	$ 0	$ 0	$ 4,574,064	$ 4,422,355	$ 4,422,355	$ 151,709
Total Revenues	$ 4,574,064	$ 0	$ 0	$ 4,574,064	$ 4,422,355	$ 4,422,355	$ 151,709
Expenditures							
Support Services							
Board of Education	$ 89,771	$ 0	$ 0	$ 89,771	$ 92,000	$ 92,000	$ 2,229
Capital Projects							
Education Capital Projects	3,449,116	(1,542,888)	2,980,785	4,887,013	5,322,774	6,865,662	1,978,649
Total Expenditures	$ 3,538,887	$ (1,542,888)	$ 2,980,785	$ 4,976,784	$ 5,414,774	$ 6,957,662	$ 1,980,878
Excess (Deficiency) of Revenues Over Expenditures	$ 1,035,177	$ 1,542,888	$ (2,980,785)	$ (402,720)	$ (992,419)	$ (2,535,307)	$ 2,132,587
Net Change in Fund Balance	$ 1,035,177	$ 1,542,888	$ (2,980,785)	$ (402,720)	$ (992,419)	$ (2,535,307)	$ 2,132,587
Fund Balance, July 1, 2018	5,219,554	(1,542,888)	0	3,676,666	3,676,666	3,676,666	0
Fund Balance, June 30, 2019	$ 6,254,731	$ 0	$ (2,980,785)	$ 3,273,946	$ 2,684,247	$ 1,141,359	$ 2,132,587

Exhibit K-12

Rutherford County, Tennessee
Statement of Fiduciary Net Position
Discretely Presented Rutherford County School Department
Fiduciary Fund
June 30, 2019

	Private-Purpose Trust Fund
	Endowment Fund
ASSETS	
Equity in Pooled Cash and Investments	$ 28,783
Total Assets	$ 28,783
NET POSITION	
Held in Trust for Scholarships	$ 28,783

Exhibit K-13

Rutherford County, Tennessee
Statement of Changes in Fiduciary Net Position
Discretely Presented Rutherford County School Department
Fiduciary Fund
For the Year Ended June 30, 2019

	Private-Purpose Trust Fund Endowment Fund
ADDITIONS	
Investment Income:	
Interest	$ 590
Total Additions	$ 590
DEDUCTIONS	
Education:	
Scholarship	$ 590
Total Deductions	$ 590
Change in Net Position	$ 0
Net Position, July 1, 2018	28,783
Net Position, June 30, 2019	$ 28,783

MISCELLANEOUS SCHEDULES

Exhibit L-1

Rutherford County, Tennessee
Schedule of Changes in Long-term Capital Leases, Other Loans, and Bonds
For the Year Ended June 30, 2019

Description of Indebtedness	Original Amount of Issue	Interest Rate	Date of Issue	Last Maturity Date	Outstanding 7-1-18	Issued During Period	Paid and/or Matured During Period	Outstanding 6-30-19
CAPITAL LEASES PAYABLE								
Payable by School Department Contributions from the General Purpose School Fund to the General Debt Service Fund								
Energy Efficient Water Upgrade	$ 1,461,013	3.7 %	6-15-12	7-15-19	$ 346,443	$ 0	$ 228,840	$ 117,603
Total Capital Leases Payable					$ 346,443	$ 0	$ 228,840	$ 117,603
OTHER LOANS PAYABLE								
Payable by School Department Contributions from the General Purpose School Fund to the General Debt Service Fund								
Energy Efficiency Loan	668,297	0.75	9-15-16	10-1-20	$ 392,273	$ 0	$ 167,280	$ 224,993
Energy Efficiency Loan	2,133,645	1.00	3-20-17	3-1-25	2,059,989	0	296,472	1,763,517
Payable through General Debt Service Fund								
Energy Efficiency Loan	(1)	1.00	6-5-19	6-1-21	0	444,160	0	444,160
Total Other Loans Payable					$ 2,452,262	$ 444,160	$ 463,752	$ 2,432,670
BONDS PAYABLE								
Payable through General Debt Service Fund								
School Facilities and Public Improvement	41,325,000	3.67	5-28-09	4-1-19	$ 620,000	$ 0	$ 620,000	$ 0
Refunding Bonds	88,800,000	2.48	9-28-10	4-1-26	60,760,000	0	7,315,000	53,445,000
Refunding Bonds	41,875,000	2.037	1-7-11	4-1-20	2,870,000	0	1,895,000	975,000
School Facilities, Public Improvement and Refunding	69,280,000	2.4245	2-15-12	4-1-32	53,420,000	0	3,080,000	50,340,000

(Continued)

Exhibit L-1

Rutherford County, Tennessee
Schedule of Changes in Long-term Capital Leases, Other Loans, and Bonds (Cont.)

Description of Indebtedness	Original Amount of Issue	Interest Rate	Date of Issue	Last Maturity Date	Outstanding 7-1-18	Issued During Period	Paid and/or Matured During Period	Outstanding 6-30-19
BONDS PAYABLE (CONT.)								
Refunding Bonds	$ 38,410,000	2.4214 %	2-27-13	4-1-30	$ 34,185,000	$ 0	$ 4,030,000	$ 30,155,000
Refunding Bonds	27,290,000	1.5833	2-27-13	4-1-21	12,180,000	0	4,560,000	7,620,000
School Facilities, Public Improvement and Refunding	31,000,000	2.8396	6-12-14	4-1-34	26,740,000	0	1,250,000	25,490,000
Public Improvements	2,570,000	3.6776	6-12-14	4-1-34	2,340,000	0	120,000	2,220,000
School Facilities, Public Improvement	33,863,825	2.8757	5-14-15	4-1-35	30,810,000	0	1,220,000	29,590,000
Refunding Bonds	23,930,000	2.2522	5-14-15	4-1-28	23,930,000	0	1,975,000	21,955,000
Refunding Bonds	25,640,000	1.5655	9-15-16	4-1-29	25,640,000	0	0	25,640,000
School Facilities, Public Improvements	101,000,000	2.3686	9-28-16	4-1-36	99,000,000	0	3,740,000	95,260,000
School Facilities, Public Improvements	81,530,000	2.6657	11-28-17	4-1-38	81,530,000	0	2,650,000	78,880,000
School Facilities, Public Improvements	40,680,000	3.9826	8-30-18	4-1-38	0	40,680,000	1,000,000	39,680,000
Total Bonds Payable					$ 454,025,000	$ 40,680,000	$ 33,455,000	$ 461,250,000

(1) Total amount approved was $1,282,842, of which $838,682 remains available for draws as of June 30, 2019.

Exhibit L-2

Rutherford County, Tennessee
Schedule of Long-term Debt Requirements by Year

Year Ending June 30	Capital Lease Principal	Capital Lease Interest	Capital Lease Total
2020	$ 117,603	$ 2,178	$ 119,781
Total	$ 117,603	$ 2,178	$ 119,781

Year Ending June 30	Other Loans Principal	Other Loans Interest	Other Loans Total
2020	$ 503,279	$ 18,272	$ 521,551
2021	767,794	19,995	787,789
2022	305,496	10,224	315,720
2023	308,568	7,152	315,720
2024	311,676	4,044	315,720
2025	235,857	975	236,832
Total	$ 2,432,670	$ 60,662	$ 2,493,332

Year Ending June 30	Bonds Principal	Bonds Interest	Bonds Total
2020	$ 34,655,000	$ 17,737,352	$ 52,392,352
2021	34,925,000	16,344,851	51,269,851
2022	32,560,000	14,832,489	47,392,489
2023	32,330,000	13,242,666	45,572,666
2024	28,840,000	11,737,389	40,577,389
2025	30,010,000	10,404,078	40,414,078
2026	31,165,000	9,179,515	40,344,515
2027	27,395,000	7,813,838	35,208,838

(Continued)

Exhibit L-2

Rutherford County, Tennessee
Schedule of Long-term Debt Requirements by Year (Cont.)

Year Ending June 30	Bonds (Cont.) Principal	Interest	Total
2028	$ 28,385,000	$ 6,688,019	$ 35,073,019
2029	26,580,000	5,793,346	32,373,346
2030	24,380,000	4,981,370	29,361,370
2031	21,615,000	4,162,446	25,777,446
2032	22,340,000	3,458,845	25,798,845
2033	18,385,000	2,725,396	21,110,396
2034	18,985,000	2,140,115	21,125,115
2035	17,095,000	1,557,465	18,652,465
2036	15,095,000	1,032,000	16,127,000
2037	8,125,000	552,300	8,677,300
2038	8,385,000	280,542	8,665,542
Total	$ 461,250,000	$ 134,664,022	$ 595,914,022

Exhibit L-3

Rutherford County, Tennessee
Schedule of Investments
June 30, 2019

Fund and Type	Date of Purchase	Date of Maturity	Interest Rates	Amount
Constitutional Officers - Agency Fund				
Clerk and Master				
State Treasurer's Investment Pool	various	none	varies	$ 7,603
Total Investments				$ 7,603

Exhibit L-4

Rutherford County, Tennessee
Schedule of Notes Receivable
June 30, 2019

Description	Debtor	Original Amount of Note	Date of Issue	Date of Maturity	Interest Rates	Balance 6-30-19
Industrial/Economic Development Fund:						
Construction/Renovations	Smyrna/Rutherford County Airport	$ 639,724	8-17-06	9-17-23	2 %	$ 163,166
Construction/Renovations	Smyrna/Rutherford County Airport	2,570,000	4-17-14	4-1-34	3.6	2,190,000
General Debt Service Fund:						
Rockvale Utility District Waterlines	City of Murfreesboro, Tennessee	1,820,785	Various	Various	0	1,820,785
Total						$ 4,173,951

Exhibit L-5

Rutherford County, Tennessee
Schedule of Transfers
Primary Government and Discretely Presented Rutherford County School Department
For the Year Ended June 30, 2019

From Fund	To Fund	Purpose	Amount
PRIMARY GOVERNMENT			
General	General Capital Projects	Building Projects	$ 830,000
Industrial Development	General Debt Service	Principal & Interest Payments	199,015
Drug Control	General	Operations	50,000
Worker's Compensation	General	"	313,972
Employee Insurance	General	"	313,972
Total Transfers Primary Government			$ 1,706,959
DISCRETELY PRESENTED RUTHERFORD COUNTY SCHOOL DEPARTMENT			
School Federal Projects	General Purpose School	Indirect Cost	$ 222,135
Central Cafeteria	"	Salaries and Maintenance	13,200
General Purpose School	Other Capital Projects	Building Projects	75,768
Total Transfers Discretely Presented Rutherford County School Department			$ 311,103

Exhibit L-6

Rutherford County, Tennessee
Schedule of Salaries and Official Bonds of Principal Officials
Primary Government and Discretely Presented Rutherford County School Department
For the Year Ended June 30, 2019

Official	Authorization for Salary	Salary Paid During Period		Bond	Surety
County Mayor:	Section 8-24-102, *TCA*				
Ernest Burgess (7-1-18 through 8-31-18)		$ 24,439		$ 100,000	Hartford Fire Insurance Company
Bill Ketron (9-1-18 through 6-30-19)		122,192		100,000	RLI Insurance Company
Highway Superintendent	Section 8-24-102, *TCA*	139,651		100,000	Hartford Fire Insurance Company
Director of Schools	State Board of Education and Local Board of Education	156,316	(1)	100,000	"
Trustee	Section 8-24-102, *TCA*	115,413		15,075,185	"
Assessor of Property	Section 8-24-102, *TCA*	115,413	(2)	50,000	"
Director of Finance	County Commission	137,722	(3)	100,000	"
County Clerk	Section 8-24-102, *TCA*	115,413		100,000	"
Circuit, General Sessions, and Juvenile Courts Clerk	Section 8-24-102, *TCA* and County Commission	126,954	(4)	100,000	"
Clerk and Master	Section 8-24-102, *TCA* , Chancery Court Judge and County Commission	115,413	(5)	100,000	"
Register of Deeds	Section 8-24-102, *TCA*	115,413		100,000	"
Sheriff	Section 8-24-102, *TCA*	139,650	(6)	100,000	"
Other Bonds					
Employee Blanket Bond				475,000	Brit Global Specialty

(1) Does not include a $1,000 career ladder payment.
(2) Does not include a Certified Public Administrator supplement of $1,000.
(3) Does not include longevity pay of $550 and a salary supplement of $1,800.
(4) Includes $11,541 for serving more than one court; does not include a training supplement of $900.
(5) Does not include longevity pay of $625.
(6) Does not include a law enforcement training supplement of $600.

Exhibit L-7

Rutherford County, Tennessee
Schedule of Detailed Revenues -
All Governmental Fund Types
For the Year Ended June 30, 2019

		Special Revenue Funds				
	General	Solid Waste / Sanitation	Ambulance Service	Industrial / Economic Development	Special Purpose	Drug Control
Local Taxes						
County Property Taxes						
Current Property Tax	$ 44,813,047	$ 0	$ 4,787,551	$ 0	$ 0	$ 0
Trustee's Collections - Prior Year	444,601	0	47,498	0	0	0
Circuit Clerk/Clerk and Master Collections - Prior Years	311,549	0	34,494	0	0	0
Interest and Penalty	88,593	0	9,461	0	0	0
Pickup Taxes	91,454	0	9,770	0	0	0
Payments in-Lieu-of Taxes - T.V.A.	3,563	0	389	0	0	0
Payments in-Lieu-of Taxes - Other	8,173,711	0	0	0	0	0
County Local Option Taxes						
Local Option Sales Tax	957,625	2,872,875	0	0	0	0
Hotel/Motel Tax	4,493,732	0	0	0	0	0
Wheel Tax	3,695,134	0	0	0	0	0
Litigation Tax - General	819,347	0	0	0	0	0
Litigation Tax - Jail, Workhouse, or Courthouse	0	0	0	0	0	0
Litigation Tax - Courthouse Security	550,510	0	0	0	0	0
Business Tax	1,416,983	0	152,698	0	0	0
Mixed Drink Tax	5,663	0	0	0	0	0
Mineral Severance Tax	0	0	0	0	0	0
Adequate Facilities/Development Tax	3,242,025	0	0	0	0	0
Statutory Local Taxes						
Bank Excise Tax	626,477	0	0	0	0	0
Wholesale Beer Tax	998,315	0	0	0	0	0
Total Local Taxes	$ 70,732,329	$ 2,872,875	$ 5,041,861	$ 0	$ 0	$ 0

(Continued)

Exhibit L-7

Rutherford County, Tennessee
Schedule of Detailed Revenues -
All Governmental Fund Types (Cont.)

	General	Special Revenue Funds				
		Solid Waste / Sanitation	Ambulance Service	Industrial / Economic Development	Special Purpose	Drug Control
Licenses and Permits						
Licenses						
Animal Registration	$ 268,299	$ 0	$ 0	$ 0	$ 0	$ 0
Animal Vaccination	24,506	0	0	0	0	0
Cable TV Franchise	995,387	0	0	0	0	0
Permits						
Building Permits	1,068,730	0	0	0	0	0
Electrical Permits	27,681	0	0	0	0	0
Plumbing Permits	106,615	0	0	0	0	0
Food Handling Permits	235	0	0	0	0	0
Other Permits	92,345	0	0	0	0	0
Total Licenses and Permits	$ 2,583,798	$ 0	$ 0	$ 0	$ 0	$ 0
Fines, Forfeitures, and Penalties						
Circuit Court						
Fines	$ 28,865	$ 0	$ 0	$ 0	$ 0	$ 0
Officers Costs	82,353	0	0	0	0	0
Drug Control Fines	0	0	0	0	0	22,738
Drug Court Fees	15,095	0	0	0	0	0
Veterans Treatment Court Fees	2,698	0	0	0	0	0
Jail Fees	21,708	0	0	0	0	0
Data Entry Fee - Circuit Court	15,271	0	0	0	0	0
Courtroom Security Fee	37,801	0	0	0	0	0
Criminal Court						
Officers Costs	137	0	0	0	0	0
Veterans Treatment Court Fees	2,824	0	0	0	0	0
DUI Treatment Fines	5,157	0	0	0	0	0
Victims Assistance Assessments	13,633	0	0	0	0	0

(Continued)

Exhibit L-7

Rutherford County, Tennessee
Schedule of Detailed Revenues -
All Governmental Fund Types (Cont.)

		Special Revenue Funds				
	General	Solid Waste / Sanitation	Ambulance Service	Industrial / Economic Development	Special Purpose	Drug Control
Fines, Forfeitures, and Penalties (Cont.)						
General Sessions Court						
Fines	$ 153,637	$ 0	$ 0	$ 0	$ 0	$ 0
Officers Costs	315,513	0	0	0	0	0
Game and Fish Fines	898	0	0	0	0	0
Drug Control Fines	0	0	0	0	0	11,206
Drug Court Fees	20,288	0	0	0	0	0
Veterans Treatment Court Fees	12,986	0	0	0	0	0
Jail Fees	84,936	0	0	0	0	0
DUI Treatment Fines	42,712	0	0	0	0	0
Data Entry Fee - General Sessions Court	90,049	0	0	0	0	0
Courtroom Security Fee	10,139	0	0	0	0	0
Victims Assistance Assessments	79,732	0	0	0	0	0
Juvenile Court						
Fines	4,171	0	0	0	0	0
Officers Costs	19,397	0	0	0	0	0
Jail Fees	745,205	0	0	0	0	0
Data Entry Fee - Juvenile Court	5,543	0	0	0	0	0
Courtroom Security Fee	563	0	0	0	0	0
Chancery Court						
Data Entry Fee - Chancery Court	18,527	0	0	0	0	0
Other Courts - In-county						
Fines	50,548	0	0	0	0	0
Judicial District Drug Program						
Victims Assistance Assessments	18,344	0	0	0	0	0
Other Fines, Forfeitures, and Penalties						
Proceeds from Confiscated Property	0	0	0	0	0	291,192
Total Fines, Forfeitures, and Penalties	$ 1,898,730	$ 0	$ 0	$ 0	$ 0	$ 325,136

(Continued)

Exhibit L-7

Rutherford County, Tennessee
Schedule of Detailed Revenues -
All Governmental Fund Types (Cont.)

		Special Revenue Funds				
	General	Solid Waste / Sanitation	Ambulance Service	Industrial / Economic Development	Special Purpose	Drug Control
Charges for Current Services						
General Service Charges						
Tipping Fees	$ 0	$ 54,244	$ 0	$ 0	$ 0	$ 0
Surcharge - Host Agency	0	832,613	0	0	0	0
Patient Charges	76,499	0	7,904,350	0	0	0
Past Due Collections - Ambulance	0	0	395,451	0	0	0
Zoning Studies	84,250	0	0	0	0	0
Work Release Charges for Board	129,313	0	0	0	0	0
Other General Service Charges	0	0	289,959	0	0	0
Fees						
Subdivision Lot Fees	286,200	0	0	0	0	0
Archives and Records Management Fee	140,092	0	0	0	0	0
Greenbelt Late Application Fee	600	0	0	0	0	0
Telephone Commissions	696,771	0	0	0	0	0
Constitutional Officers' Fees and Commissions	0	0	0	0	0	0
Data Processing Fee - Register	114,852	0	0	0	0	0
Probation Fees	588,131	0	0	0	0	0
Data Processing Fee - Sheriff	24,303	0	0	0	0	0
Sexual Offender Registration Fee - Sheriff	10,200	0	0	0	0	0
Data Processing Fee - County Clerk	32,522	0	0	0	0	0
Vehicle Insurance Coverage and Reinstatement Fees	7,580	0	0	0	0	0
Education Charges						
Contract for Administrative Services with Other LEA's	330,421	0	0	0	0	0
TBI Criminal Background Fee	29,880	0	0	0	0	0
Other Charges for Services	16,061	0	151,845	0	0	0
Total Charges for Current Services	$ 2,567,675	$ 886,857	$ 8,741,605	$ 0	$ 0	$ 0

(Continued)

Exhibit L-7

Rutherford County, Tennessee
Schedule of Detailed Revenues -
All Governmental Fund Types (Cont.)

		Special Revenue Funds				
	General	Solid Waste / Sanitation	Ambulance Service	Industrial / Economic Development	Special Purpose	Drug Control
Other Local Revenues						
Recurring Items						
Investment Income	$ 2,290,754	$ 0	$ 0	$ 82,315	$ 3,260	$ 17,209
Lease/Rentals	195,025	0	0	0	0	0
Sale of Materials and Supplies	4,805	0	3,497	0	0	408
Commissary Sales	156,970	0	0	0	0	0
Sale of Maps	11,285	0	0	0	0	0
Sale of Recycled Materials	6,249	374,796	0	0	0	0
Sale of Animals/Livestock	102,947	0	0	0	0	0
Miscellaneous Refunds	14,878	485	178	0	0	0
Nonrecurring Items						
Sale of Equipment	59,146	0	27,370	0	0	0
Sale of Property	4,500	0	0	0	0	0
Contributions and Gifts	33,218	0	16,950	0	0	0
Performance Bond Forfeitures	42,175	0	0	0	0	0
Other Local Revenues						
Other Local Revenues	124,510	0	0	0	0	0
Total Other Local Revenues	$ 3,046,462	$ 375,281	$ 47,995	$ 82,315	$ 3,260	$ 17,617
Fees Received From County Officials						
Excess Fees						
County Clerk	$ 2,504,194	$ 0	$ 0	$ 0	$ 0	$ 0
Circuit Court Clerk	1,202,502	0	0	0	0	0
Register	1,298,121	0	0	0	0	0
Trustee	6,141,895	0	0	0	0	0
Fees In-Lieu-of Salary						
Clerk and Master	527,565	0	0	0	0	0

(Continued)

Exhibit L-7

Rutherford County, Tennessee
Schedule of Detailed Revenues -
All Governmental Fund Types (Cont.)

		Special Revenue Funds				
	General	Solid Waste / Sanitation	Ambulance Service	Industrial / Economic Development	Special Purpose	Drug Control
Fees Received From County Officials (Cont.)						
Fees In-Lieu-of Salary (Cont.)						
Sheriff	$ 99,390	$ 0	$ 0	$ 0	$ 0	$ 0
Total Fees Received From County Officials	$ 11,773,667	$ 0	$ 0	$ 0	$ 0	$ 0
State of Tennessee						
General Government Grants						
Juvenile Services Program	$ 9,000	$ 0	$ 0	$ 0	$ 0	$ 0
Solid Waste Grants	0	133,988	0	0	0	0
Public Safety Grants						
Law Enforcement Training Programs	145,200	0	0	0	0	0
Health and Welfare Grants						
Health Department Programs	2,019,006	0	0	0	0	0
Public Works Grants						
Bridge Program	0	0	0	0	0	0
Litter Program	0	101,254	0	0	0	0
Other State Revenues						
Flood Control	0	0	0	0	0	0
Income Tax	411,069	0	0	0	0	0
Beer Tax	17,959	0	0	0	0	0
Vehicle Certificate of Title Fees	34,175	0	0	0	0	0
Alcoholic Beverage Tax	411,630	0	0	0	0	0
State Revenue Sharing - Telecommunications	351,280	0	0	0	0	0
Prisoner Transportation	1,716	0	0	0	0	0
Contracted Prisoner Boarding	4,944,164	0	0	0	0	0
Gasoline and Motor Fuel Tax	0	0	0	0	0	0
Petroleum Special Tax	0	0	0	0	0	0

(Continued)

Exhibit L-7

Rutherford County, Tennessee
Schedule of Detailed Revenues -
All Governmental Fund Types (Cont.)

		Special Revenue Funds				
	General	Solid Waste / Sanitation	Ambulance Service	Industrial / Economic Development	Special Purpose	Drug Control
State of Tennessee (Cont.)						
Other State Revenues (Cont.)						
Registrar's Salary Supplement	$ 15,164	$ 0	$ 0	$ 0	$ 0	$ 0
Other State Grants	626,467	0	0	0	0	0
Other State Revenues	72,043	333,144	20,947	0	0	0
Total State of Tennessee	$ 9,058,873	$ 568,386	$ 20,947	$ 0	$ 0	$ 0
Federal Government						
Federal Through State						
Civil Defense Reimbursement	$ 69,350	$ 0	$ 0	$ 0	$ 0	$ 0
Homeland Security Grants	46,459	0	0	0	0	0
Law Enforcement Grants	29,910	0	0	0	0	0
Other Federal through State	333,908	0	0	0	0	0
Direct Federal Revenue						
Police Service (Lake Area)	43,189	0	0	0	0	0
Asset Forfeiture Funds	0	0	0	0	9,250	0
Other Direct Federal Revenue	727,248	0	0	0	0	0
Total Federal Government	$ 1,250,064	$ 0	$ 0	$ 0	$ 9,250	$ 0
Other Governments and Citizens Groups						
Other Governments						
Prisoner Board	$ 9,524	$ 0	$ 0	$ 0	$ 0	$ 0
Contributions	27,859	0	0	0	0	0
Contracted Services	1,733,452	21,468	0	0	0	0
Other						
Other	415	0	0	0	0	0
Total Other Governments and Citizens Groups	$ 1,771,250	$ 21,468	$ 0	$ 0	$ 0	$ 0
Total	$ 104,682,848	$ 4,724,867	$ 13,852,408	$ 82,315	$ 12,510	$ 342,753

(Continued)

Exhibit L-7

Rutherford County, Tennessee
Schedule of Detailed Revenues -
All Governmental Fund Types (Cont.)

	Special Revenue Funds		Debt Service Fund	Capital Projects Fund	
	Constitu - tional Officers - Fees	Highway / Public Works	General Debt Service	General Capital Projects	Total
Local Taxes					
County Property Taxes					
Current Property Tax	$ 0	$ 910,997	$ 46,150,449	$ 0	$ 96,662,044
Trustee's Collections - Prior Year	0	9,038	457,869	0	959,006
Circuit Clerk/Clerk and Master Collections - Prior Years	0	6,260	314,971	0	667,274
Interest and Penalty	0	1,798	91,229	0	191,081
Pickup Taxes	0	1,859	94,183	0	197,266
Payments in-Lieu-of Taxes - T.V.A.	0	72	3,627	0	7,651
Payments in-Lieu-of Taxes - Other	0	0	0	0	8,173,711
County Local Option Taxes					
Local Option Sales Tax	0	957,625	0	0	4,788,125
Hotel/Motel Tax	0	0	0	0	4,493,732
Wheel Tax	0	3,695,134	0	0	7,390,268
Litigation Tax - General	0	0	43,584	0	862,931
Litigation Tax - Jail, Workhouse, or Courthouse	0	0	2,033,870	0	2,033,870
Litigation Tax - Courthouse Security	0	0	0	0	550,510
Business Tax	0	28,725	1,452,882	0	3,051,288
Mixed Drink Tax	0	0	0	0	5,663
Mineral Severance Tax	0	548,938	0	0	548,938
Adequate Facilities/Development Tax	0	0	3,242,025	0	6,484,050
Statutory Local Taxes					
Bank Excise Tax	0	0	0	0	626,477
Wholesale Beer Tax	0	0	0	0	998,315
Total Local Taxes	$ 0	$ 6,160,446	$ 53,884,689	$ 0	$ 138,692,200

(Continued)

Exhibit L-7

Rutherford County, Tennessee
Schedule of Detailed Revenues -
All Governmental Fund Types (Cont.)

	Special Revenue Funds		Debt Service Fund	Capital Projects Fund	
	Constitu - tional Officers - Fees	Highway / Public Works	General Debt Service	General Capital Projects	Total
Licenses and Permits					
Licenses					
Animal Registration	$ 0	$ 0	$ 0	$ 0	$ 268,299
Animal Vaccination	0	0	0	0	24,506
Cable TV Franchise	0	0	0	0	995,387
Permits					
Building Permits	0	0	0	0	1,068,730
Electrical Permits	0	0	0	0	27,681
Plumbing Permits	0	0	0	0	106,615
Food Handling Permits	0	0	0	0	235
Other Permits	0	0	0	0	92,345
Total Licenses and Permits	$ 0	$ 0	$ 0	$ 0	$ 2,583,798
Fines, Forfeitures, and Penalties					
Circuit Court					
Fines	$ 0	$ 0	$ 0	$ 0	$ 28,865
Officers Costs	0	0	0	0	82,353
Drug Control Fines	0	0	0	0	22,738
Drug Court Fees	0	0	0	0	15,095
Veterans Treatment Court Fees	0	0	0	0	2,698
Jail Fees	0	0	0	0	21,708
Data Entry Fee - Circuit Court	0	0	0	0	15,271
Courtroom Security Fee	0	0	0	0	37,801
Criminal Court					
Officers Costs	0	0	0	0	137
Veterans Treatment Court Fees	0	0	0	0	2,824
DUI Treatment Fines	0	0	0	0	5,157
Victims Assistance Assessments	0	0	0	0	13,633

(Continued)

Exhibit L-7

Rutherford County, Tennessee
Schedule of Detailed Revenues -
All Governmental Fund Types (Cont.)

	Special Revenue Funds		Debt Service Fund	Capital Projects Fund	
	Constitu - tional Officers - Fees	Highway / Public Works	General Debt Service	General Capital Projects	Total
Fines, Forfeitures, and Penalties (Cont.)					
General Sessions Court					
Fines	$ 0	$ 0	$ 0	$ 0	$ 153,637
Officers Costs	0	0	0	0	315,513
Game and Fish Fines	0	0	0	0	898
Drug Control Fines	0	0	0	0	11,206
Drug Court Fees	0	0	0	0	20,288
Veterans Treatment Court Fees	0	0	0	0	12,986
Jail Fees	0	0	0	0	84,936
DUI Treatment Fines	0	0	0	0	42,712
Data Entry Fee - General Sessions Court	0	0	0	0	90,049
Courtroom Security Fee	0	0	0	0	10,139
Victims Assistance Assessments	0	0	0	0	79,732
Juvenile Court					
Fines	0	0	0	0	4,171
Officers Costs	0	0	0	0	19,397
Jail Fees	0	0	0	0	745,205
Data Entry Fee - Juvenile Court	0	0	0	0	5,543
Courtroom Security Fee	0	0	0	0	563
Chancery Court					
Data Entry Fee - Chancery Court	0	0	0	0	18,527
Other Courts - In-county					
Fines	0	0	0	0	50,548
Judicial District Drug Program					
Victims Assistance Assessments	0	0	0	0	18,344
Other Fines, Forfeitures, and Penalties					
Proceeds from Confiscated Property	0	0	0	0	291,192
Total Fines, Forfeitures, and Penalties	$ 0	$ 0	$ 0	$ 0	$ 2,223,866

(Continued)

Exhibit L-7

Rutherford County, Tennessee
Schedule of Detailed Revenues -
All Governmental Fund Types (Cont.)

	Special Revenue Funds		Debt Service Fund	Capital Projects Fund	
	Constitu - tional Officers - Fees	Highway / Public Works	General Debt Service	General Capital Projects	Total
Charges for Current Services					
General Service Charges					
Tipping Fees	$ 0	$ 0	$ 0	$ 0	$ 54,244
Surcharge - Host Agency	0	0	0	0	832,613
Patient Charges	0	0	0	0	7,980,849
Past Due Collections - Ambulance	0	0	0	0	395,451
Zoning Studies	0	0	0	0	84,250
Work Release Charges for Board	0	0	0	0	129,313
Other General Service Charges	0	0	0	0	289,959
Fees					
Subdivision Lot Fees	0	0	0	0	286,200
Archives and Records Management Fee	0	0	0	0	140,092
Greenbelt Late Application Fee	0	0	0	0	600
Telephone Commissions	0	0	0	0	696,771
Constitutional Officers' Fees and Commissions	4,911,574	0	0	0	4,911,574
Data Processing Fee - Register	0	0	0	0	114,852
Probation Fees	0	0	0	0	588,131
Data Processing Fee - Sheriff	0	0	0	0	24,303
Sexual Offender Registration Fee - Sheriff	0	0	0	0	10,200
Data Processing Fee - County Clerk	0	0	0	0	32,522
Vehicle Insurance Coverage and Reinstatement Fees	0	0	0	0	7,580
Education Charges					
Contract for Administrative Services with Other LEA's	0	0	0	0	330,421
TBI Criminal Background Fee	0	0	0	0	29,880
Other Charges for Services	0	0	0	0	167,906
Total Charges for Current Services	$ 4,911,574	$ 0	$ 0	$ 0	$ 17,107,711

(Continued)

Exhibit L-7

Rutherford County, Tennessee
Schedule of Detailed Revenues -
All Governmental Fund Types (Cont.)

	Special Revenue Funds		Debt Service Fund	Capital Projects Fund	
	Constitu - tional Officers - Fees	Highway / Public Works	General Debt Service	General Capital Projects	Total
Other Local Revenues					
Recurring Items					
Investment Income	$ 0	$ 208,072	$ 2,017,740	$ 38	$ 4,619,388
Lease/Rentals	0	0	144,150	0	339,175
Sale of Materials and Supplies	0	16,136	0	0	24,846
Commissary Sales	0	0	0	0	156,970
Sale of Maps	0	0	0	0	11,285
Sale of Recycled Materials	0	0	0	0	381,045
Sale of Animals/Livestock	0	0	0	0	102,947
Miscellaneous Refunds	0	375	0	0	15,916
Nonrecurring Items					
Sale of Equipment	0	0	0	0	86,516
Sale of Property	0	0	0	0	4,500
Contributions and Gifts	0	0	0	0	50,168
Performance Bond Forfeitures	0	0	0	0	42,175
Other Local Revenues					
Other Local Revenues	0	0	0	0	124,510
Total Other Local Revenues	$ 0	$ 224,583	$ 2,161,890	$ 38	$ 5,959,441
Fees Received From County Officials					
Excess Fees					
County Clerk	$ 0	$ 0	$ 0	$ 0	$ 2,504,194
Circuit Court Clerk	0	0	0	0	1,202,502
Register	0	0	0	0	1,298,121
Trustee	0	0	0	0	6,141,895
Fees In-Lieu-of Salary					
Clerk and Master	0	0	0	0	527,565

(Continued)

Exhibit L-7

Rutherford County, Tennessee
Schedule of Detailed Revenues -
All Governmental Fund Types (Cont.)

	Special Revenue Funds		Debt Service Fund	Capital Projects Fund	
	Constitu - tional Officers - Fees	Highway / Public Works	General Debt Service	General Capital Projects	Total
Fees Received From County Officials (Cont.)					
Fees In-Lieu-of Salary (Cont.)					
Sheriff	$ 0	$ 0	$ 0	$ 0	$ 99,390
Total Fees Received From County Officials	$ 0	$ 0	$ 0	$ 0	$ 11,773,667
State of Tennessee					
General Government Grants					
Juvenile Services Program	$ 0	$ 0	$ 0	$ 0	$ 9,000
Solid Waste Grants	0	0	0	0	133,988
Public Safety Grants					
Law Enforcement Training Programs	0	0	0	0	145,200
Health and Welfare Grants					
Health Department Programs	0	0	0	0	2,019,006
Public Works Grants					
Bridge Program	0	1,311,891	0	0	1,311,891
Litter Program	0	0	0	0	101,254
Other State Revenues					
Flood Control	0	17,942	0	0	17,942
Income Tax	0	0	0	0	411,069
Beer Tax	0	0	0	0	17,959
Vehicle Certificate of Title Fees	0	0	0	0	34,175
Alcoholic Beverage Tax	0	0	0	0	411,630
State Revenue Sharing - Telecommunications	0	0	0	0	351,280
Prisoner Transportation	0	0	0	0	1,716
Contracted Prisoner Boarding	0	0	0	0	4,944,164
Gasoline and Motor Fuel Tax	0	4,995,742	0	0	4,995,742
Petroleum Special Tax	0	189,481	0	0	189,481

(Continued)

Exhibit L-7

Rutherford County, Tennessee
Schedule of Detailed Revenues -
All Governmental Fund Types (Cont.)

	Special Revenue Funds		Debt Service Fund	Capital Projects Fund	
	Constitu - tional Officers - Fees	Highway / Public Works	General Debt Service	General Capital Projects	Total
State of Tennessee (Cont.)					
Other State Revenues (Cont.)					
Registrar's Salary Supplement	$ 0	$ 0	$ 0	$ 0	$ 15,164
Other State Grants	0	0	0	0	626,467
Other State Revenues	0	0	0	0	426,134
Total State of Tennessee	$ 0	$ 6,515,056	$ 0	$ 0	$ 16,163,262
Federal Government					
Federal Through State					
Civil Defense Reimbursement	$ 0	$ 0	$ 0	$ 0	$ 69,350
Homeland Security Grants	0	0	0	0	46,459
Law Enforcement Grants	0	0	0	0	29,910
Other Federal through State	0	0	0	0	333,908
Direct Federal Revenue					
Police Service (Lake Area)	0	0	0	0	43,189
Asset Forfeiture Funds	0	0	0	0	9,250
Other Direct Federal Revenue	0	0	0	0	727,248
Total Federal Government	$ 0	$ 0	$ 0	$ 0	$ 1,259,314
Other Governments and Citizens Groups					
Other Governments					
Prisoner Board	$ 0	$ 0	$ 0	$ 0	$ 9,524
Contributions	0	0	724,925	0	752,784
Contracted Services	0	0	0	0	1,754,920
Other					
Other	0	0	0	0	415
Total Other Governments and Citizens Groups	$ 0	$ 0	$ 724,925	$ 0	$ 2,517,643
Total	$ 4,911,574	$ 12,900,085	$ 56,771,504	$ 38	$ 198,280,902

Exhibit L-8

Rutherford County, Tennessee
Schedule of Detailed Revenues -
All Governmental Fund Types
Discretely Presented Rutherford County School Department
For the Year Ended June 30, 2019

	General Purpose School	Special Revenue Funds: School Federal Projects	Special Revenue Funds: Central Cafeteria	Capital Projects Funds: Education Capital Projects	Capital Projects Funds: Other Capital Projects	Total
Local Taxes						
County Property Taxes						
Current Property Tax	$ 78,949,936	$ 0	$ 0	$ 4,341,745	$ 0	$ 83,291,681
Trustee's Collections - Prior Year	783,282	0	0	43,075	0	826,357
Circuit Clerk/Clerk and Master Collections - Prior Years	544,611	0	0	32,088	0	576,699
Interest and Penalty	156,058	0	0	8,581	0	164,639
Pickup Taxes	161,118	0	0	8,861	0	169,979
Payments in-Lieu-of Taxes - T.V.A.	6,246	0	0	359	0	6,605
Payments in-Lieu-of Taxes - Local Utilities	886,033	0	0	0	0	886,033
County Local Option Taxes						
Local Option Sales Tax	65,354,328	0	0	0	0	65,354,328
Wheel Tax	4,190,765	0	0	0	0	4,190,765
Business Tax	2,491,699	0	0	139,355	0	2,631,054
Mixed Drink Tax	536,955	0	0	0	0	536,955
Total Local Taxes	$ 154,061,031	$ 0	$ 0	$ 4,574,064	$ 0	$ 158,635,095
Licenses and Permits						
Licenses						
Marriage Licenses	$ 12,382	$ 0	$ 0	$ 0	$ 0	$ 12,382
Total Licenses and Permits	$ 12,382	$ 0	$ 0	$ 0	$ 0	$ 12,382
Charges for Current Services						
Education Charges						
Tuition - Summer School	$ 77,400	$ 0	$ 0	$ 0	$ 0	$ 77,400
Tuition - Other	50,250	0	0	0	0	50,250
Lunch Payments - Children	0	0	6,091,348	0	0	6,091,348

(Continued)

Exhibit L-8

Rutherford County, Tennessee
Schedule of Detailed Revenues -
All Governmental Fund Types
Discretely Presented Rutherford County School Department (Cont.)

	General Purpose School	Special Revenue Funds: School Federal Projects	Special Revenue Funds: Central Cafeteria	Capital Projects Funds: Education Capital Projects	Capital Projects Funds: Other Capital Projects	Total
Charges for Current Services (Cont.)						
Education Charges (Cont.)						
Lunch Payments - Adults	$ 0	$ 0	$ 174,986	$ 0	$ 0	$ 174,986
Income from Breakfast	0	0	561,584	0	0	561,584
A la Carte Sales	0	0	661,947	0	0	661,947
Contract for Administrative Services with Other LEA's	29,813	0	0	0	0	29,813
School Based Health Services - FFS	11,242	0	0	0	0	11,242
Other Charges for Services	131,700	0	0	0	0	131,700
Total Charges for Current Services	$ 300,405	$ 0	$ 7,489,865	$ 0	$ 0	$ 7,790,270
Other Local Revenues						
Recurring Items						
Investment Income	$ 1,089,784	$ 0	$ 51,083	$ 0	$ 0	$ 1,140,867
Lease/Rentals	47,989	0	0	0	0	47,989
Sale of Materials and Supplies	36,104	0	0	0	0	36,104
E-Rate Funding	457,697	0	0	0	0	457,697
Miscellaneous Refunds	17,640	0	0	0	0	17,640
Nonrecurring Items						
Sale of Equipment	10,661	0	11,237	0	0	21,898
Sale of Property	815	0	0	0	0	815
Contributions and Gifts	166,164	0	500	0	0	166,664
Other Local Revenues						
Other Local Revenues	68,832	0	0	0	0	68,832
Total Other Local Revenues	$ 1,895,686	$ 0	$ 62,820	$ 0	$ 0	$ 1,958,506

(Continued)

Exhibit L-8

Rutherford County, Tennessee
Schedule of Detailed Revenues -
All Governmental Fund Types
Discretely Presented Rutherford County School Department (Cont.)

		Special Revenue Funds		Capital Projects Funds		
	General Purpose School	School Federal Projects	Central Cafeteria	Education Capital Projects	Other Capital Projects	Total
State of Tennessee						
State Education Funds						
Basic Education Program	$ 221,243,305	$ 0	$ 0	$ 0	$ 0	$ 221,243,305
Basic Education Program - IEA	46,907	0	0	0	0	46,907
Early Childhood Education	1,355,643	0	0	0	0	1,355,643
School Food Service	0	0	172,298	0	0	172,298
Driver Education	308,297	0	0	0	0	308,297
Other State Education Funds	29,717	0	0	0	0	29,717
Coordinated School Health	193,000	0	0	0	0	193,000
Career Ladder Program	521,830	0	0	0	0	521,830
Other State Revenues						
State Revenue Sharing - T.V.A.	2,476,705	0	0	0	0	2,476,705
Other State Grants	1,624,934	0	0	0	0	1,624,934
Total State of Tennessee	$ 227,800,338	$ 0	$ 172,298	$ 0	$ 0	$ 227,972,636
Federal Government						
Federal Through State						
USDA School Lunch Program	$ 0	$ 0	$ 8,589,057	$ 0	$ 0	$ 8,589,057
USDA - Commodities	0	0	759,473	0	0	759,473
Breakfast	0	0	2,741,665	0	0	2,741,665
Vocational Education - Basic Grants to States	0	596,330	0	0	0	596,330
Title I Grants to Local Education Agencies	0	5,233,159	0	0	0	5,233,159
Special Education - Grants to States	779,574	7,511,350	0	0	0	8,290,924
Special Education Preschool Grants	0	100,800	0	0	0	100,800
English Language Acquisition Grants	0	355,776	0	0	0	355,776
Education for Homeless Children and Youth	0	168,513	0	0	0	168,513

(Continued)

Exhibit L-8

Rutherford County, Tennessee
Schedule of Detailed Revenues -
All Governmental Fund Types
Discretely Presented Rutherford County School Department (Cont.)

	General Purpose School	Special Revenue Funds: School Federal Projects	Special Revenue Funds: Central Cafeteria	Capital Projects Funds: Education Capital Projects	Capital Projects Funds: Other Capital Projects	Total
Federal Government (Cont.)						
Federal Through State (Cont.)						
Eisenhower Professional Development State Grants	$ 0	$ 797,709	$ 0	$ 0	$ 0	$ 797,709
Other Federal through State	78,561	528,691	0	0	0	607,252
Direct Federal Revenue						
ROTC Reimbursement	673,213	0	0	0	0	673,213
Total Federal Government	$ 1,531,348	$ 15,292,328	$ 12,090,195	$ 0	$ 0	$ 28,913,871
Other Governments and Citizens Groups						
Other Governments						
Contributions	$ 0	$ 0	$ 0	$ 0	$ 44,586,283	$ 44,586,283
Total Other Governments and Citizens Groups	$ 0	$ 0	$ 0	$ 0	$ 44,586,283	$ 44,586,283
Total	$ 385,601,190	$ 15,292,328	$ 19,815,178	$ 4,574,064	$ 44,586,283	$ 469,869,043

Exhibit L-9

Rutherford County, Tennessee
Schedule of Detailed Expenditures -
All Governmental Fund Types
For the Year Ended June 30, 2019

General Fund		
General Government		
County Commission		
Board and Committee Members Fees	$ 127,550	
Other Per Diem and Fees	130,300	
Social Security	12,301	
Employer Medicare	3,740	
Dues and Memberships	47,659	
Other Contracted Services	8,400	
Total County Commission		$ 329,950
Board of Equalization		
Board and Committee Members Fees	$ 5,500	
Social Security	341	
Employer Medicare	80	
Consultants	16,796	
Legal Notices, Recording, and Court Costs	881	
Total Board of Equalization		23,598
County Mayor/Executive		
County Official/Administrative Officer	$ 146,631	
Assistant(s)	105,878	
Secretary(ies)	99,765	
Longevity Pay	1,375	
Social Security	21,174	
Pensions	36,358	
Employee and Dependent Insurance	51,166	
Disability Insurance	556	
Employer Medicare	4,952	
Communication	194	
Dues and Memberships	2,995	
Engineering Services	15,926	
Operating Lease Payments	10,642	
Legal Services	33,580	
Legal Notices, Recording, and Court Costs	8,999	
Maintenance Agreements	1,254	
Postal Charges	603	
Printing, Stationery, and Forms	1,282	
Travel	3,180	
Other Contracted Services	1,626	
Office Supplies	3,582	
Other Charges	35,807	
Total County Mayor/Executive		587,525
Personnel Office		
County Official/Administrative Officer	$ 115,371	
Assistant(s)	79,824	
Secretary(ies)	29,285	
Part-time Personnel	12,699	
Longevity Pay	250	

(Continued)

Exhibit L-9

Rutherford County, Tennessee
Schedule of Detailed Expenditures -
All Governmental Fund Types (Cont.)

General Fund (Cont.)				
General Government (Cont.)				
Personnel Office (Cont.)				
In-service Training	$	568		
Social Security		14,185		
Pensions		23,795		
Employee and Dependent Insurance		31,591		
Disability Insurance		408		
Employer Medicare		3,317		
Communication		2		
Dues and Memberships		484		
Evaluation and Testing		58,573		
Maintenance Agreements		1,227		
Postal Charges		250		
Travel		1,532		
Other Contracted Services		25,019		
Office Supplies		6,379		
Other Charges		10,970		
Total Personnel Office			$	415,729
County Attorney				
County Official/Administrative Officer	$	72,000		
Secretary(ies)		41,559		
Longevity Pay		200		
Social Security		5,896		
Pensions		4,451		
Employee and Dependent Insurance		26,778		
Disability Insurance		199		
Employer Medicare		1,379		
Legal Services		108,522		
Total County Attorney				260,984
Election Commission				
County Official/Administrative Officer	$	103,871		
Part-time Personnel		4,363		
Longevity Pay		2,100		
Overtime Pay		3,829		
Other Salaries and Wages		256,666		
Election Commission		14,250		
Election Workers		184,668		
In-service Training		3,850		
Social Security		31,020		
Pensions		39,015		
Employee and Dependent Insurance		74,053		
Disability Insurance		662		
Employer Medicare		7,310		
Communication		3,578		
Dues and Memberships		1,586		
Legal Notices, Recording, and Court Costs		12,767		
Maintenance Agreements		32,010		

(Continued)

Exhibit L-9

Rutherford County, Tennessee
Schedule of Detailed Expenditures -
All Governmental Fund Types (Cont.)

General Fund (Cont.)				
General Government (Cont.)				
Election Commission (Cont.)				
Postal Charges	$	23,084		
Printing, Stationery, and Forms		8,597		
Rentals		1,493		
Travel		5,581		
Other Contracted Services		772		
Data Processing Supplies		4,795		
Office Supplies		13,223		
Data Processing Equipment		11,255		
Total Election Commission			$	844,398
Register of Deeds				
In-service Training	$	820		
Social Security		39,788		
Pensions		72,224		
Employee and Dependent Insurance		144,215		
Disability Insurance		1,264		
Employer Medicare		9,305		
Communication		804		
Data Processing Services		29,531		
Maintenance Agreements		17,132		
Postal Charges		882		
Data Processing Supplies		7,307		
Office Supplies		2,114		
Data Processing Equipment		4,765		
Total Register of Deeds				330,151
Planning				
County Official/Administrative Officer	$	91,455		
Assistant(s)		266,030		
Supervisor/Director		94,684		
Secretary(ies)		143,319		
Longevity Pay		1,800		
Board and Committee Members Fees		39,150		
In-service Training		4,279		
Social Security		37,904		
Pensions		63,651		
Employee and Dependent Insurance		111,203		
Disability Insurance		1,100		
Employer Medicare		8,904		
Communication		2,814		
Dues and Memberships		26,244		
Legal Notices, Recording, and Court Costs		3,446		
Maintenance Agreements		2,059		
Postal Charges		1,449		
Data Processing Supplies		4,293		
Gasoline		8,342		
Office Supplies		9,503		

(Continued)

Exhibit L-9

Rutherford County, Tennessee
Schedule of Detailed Expenditures -
All Governmental Fund Types (Cont.)

General Fund (Cont.)		
General Government (Cont.)		
Planning (Cont.)		
Periodicals	$ 95	
Other Supplies and Materials	718	
Data Processing Equipment	515,669	
Total Planning		$ 1,438,111
Codes Compliance		
Communication	$ 413	
Total Codes Compliance		413
Geographical Information Systems		
Data Processing Personnel	$ 205,866	
Part-time Personnel	16,375	
Longevity Pay	1,350	
Overtime Pay	1,844	
Social Security	13,193	
Pensions	22,276	
Employee and Dependent Insurance	40,684	
Disability Insurance	341	
Employer Medicare	3,085	
Data Processing Services	28,038	
Dues and Memberships	445	
Maintenance Agreements	407,205	
Travel	14,226	
Data Processing Supplies	15,357	
Data Processing Equipment	172,430	
Other Capital Outlay	430,412	
Total Geographical Information Systems		1,373,127
County Buildings		
Assistant(s)	$ 39,472	
Supervisor/Director	78,147	
Clerical Personnel	35,245	
Custodial Personnel	68,922	
Maintenance Personnel	320,032	
Part-time Personnel	186,263	
Longevity Pay	3,150	
Overtime Pay	6,733	
Social Security	44,352	
Pensions	58,686	
Employee and Dependent Insurance	126,986	
Disability Insurance	1,102	
Employer Medicare	10,373	
Communication	56,504	
Contracts with Government Agencies	82,520	
Maintenance and Repair Services - Buildings	48,818	
Travel	2,360	
Other Contracted Services	217,515	

(Continued)

Exhibit L-9

Rutherford County, Tennessee
Schedule of Detailed Expenditures -
All Governmental Fund Types (Cont.)

General Fund (Cont.)		
General Government (Cont.)		
County Buildings (Cont.)		
Custodial Supplies	$ 60,494	
Gasoline	13,409	
Utilities	923,381	
Other Supplies and Materials	104,960	
Building Improvements	291,645	
Data Processing Equipment	3,750	
Maintenance Equipment	2,482	
Motor Vehicles	45,598	
Total County Buildings		$ 2,832,899
Other General Administration		
Supervisor/Director	$ 84,545	
Teachers	112,546	
Salary Supplements	3,500	
Part-time Personnel	18,730	
Longevity Pay	1,525	
Social Security	12,250	
Pensions	21,545	
Employee and Dependent Insurance	22,159	
Disability Insurance	364	
Employer Medicare	3,137	
Communication	36	
Maintenance Agreements	219	
Riprap	1,554	
Other Supplies and Materials	127	
Total Other General Administration		282,237
Preservation of Records		
County Official/Administrative Officer	$ 56,259	
Assistant(s)	24,246	
Part-time Personnel	6,752	
Longevity Pay	275	
Social Security	5,103	
Pensions	8,469	
Employee and Dependent Insurance	23,177	
Disability Insurance	146	
Employer Medicare	1,193	
Communication	581	
Dues and Memberships	595	
Maintenance Agreements	320	
Postal Charges	73	
Travel	360	
Other Contracted Services	895	
Office Supplies	1,545	
Other Supplies and Materials	4,409	
Other Charges	30,305	
Furniture and Fixtures	2,060	
Total Preservation of Records		166,763

(Continued)

Exhibit L-9

Rutherford County, Tennessee
Schedule of Detailed Expenditures -
All Governmental Fund Types (Cont.)

General Fund (Cont.)		
General Government (Cont.)		
Risk Management		
Supervisor/Director	$ 99,849	
Clerical Personnel	244,362	
Part-time Personnel	16,689	
Longevity Pay	1,325	
Other Salaries and Wages	60,174	
Board and Committee Members Fees	4,100	
Social Security	25,338	
Pensions	41,598	
Employee and Dependent Insurance	75,136	
Disability Insurance	772	
Employer Medicare	5,926	
Communication	730	
Data Processing Services	2,556	
Maintenance Agreements	2,041	
Postal Charges	1,381	
Travel	1,751	
Other Contracted Services	34,000	
Gasoline	137	
Office Supplies	10,433	
Building and Contents Insurance	163,011	
Liability Insurance	651,629	
Premiums on Corporate Surety Bonds	46,526	
Other Charges	4,343	
Total Risk Management		$ 1,493,807
Finance		
Accounting and Budgeting		
County Official/Administrative Officer	$ 137,722	
Accountants/Bookkeepers	636,015	
Salary Supplements	5,400	
Part-time Personnel	8,262	
Longevity Pay	4,475	
Overtime Pay	828	
Board and Committee Members Fees	1,950	
Social Security	46,311	
Pensions	81,879	
Employee and Dependent Insurance	123,801	
Disability Insurance	1,330	
Employer Medicare	11,058	
Audit Services	99,790	
Communication	220	
Dues and Memberships	2,174	
Maintenance Agreements	1,534	
Postal Charges	11,931	
Travel	3,779	
Other Contracted Services	1,409	
Gasoline	275	

(Continued)

Exhibit L-9

Rutherford County, Tennessee
Schedule of Detailed Expenditures -
All Governmental Fund Types (Cont.)

General Fund (Cont.)		
Finance (Cont.)		
Accounting and Budgeting (Cont.)		
Office Supplies	$ 14,195	
Data Processing Equipment	2,105	
Total Accounting and Budgeting		$ 1,196,443
Property Assessor's Office		
County Official/Administrative Officer	$ 115,413	
Deputy(ies)	584,636	
Salary Supplements	3,000	
Part-time Personnel	5,790	
Longevity Pay	4,125	
In-service Training	2,268	
Social Security	42,443	
Pensions	75,370	
Employee and Dependent Insurance	161,861	
Disability Insurance	1,291	
Employer Medicare	9,927	
Communication	817	
Dues and Memberships	2,990	
Maintenance Agreements	16,833	
Maintenance and Repair Services - Equipment	667	
Postal Charges	13,056	
Travel	1,368	
Other Contracted Services	73,625	
Office Supplies	10,829	
Uniforms	1,463	
Other Supplies and Materials	1,388	
Data Processing Equipment	5,647	
Furniture and Fixtures	9,448	
Total Property Assessor's Office		1,144,255
Reappraisal Program		
Deputy(ies)	$ 565,816	
Longevity Pay	2,525	
Social Security	33,796	
Pensions	60,561	
Employee and Dependent Insurance	121,762	
Disability Insurance	1,052	
Employer Medicare	7,904	
Communication	9,059	
Data Processing Services	100,857	
Licenses	5,796	
Maintenance and Repair Services - Vehicles	12,058	
Data Processing Supplies	1,699	
Gasoline	7,781	
Other Supplies and Materials	1,646	
Data Processing Equipment	8,378	
Total Reappraisal Program		940,690

(Continued)

Exhibit L-9

Rutherford County, Tennessee
Schedule of Detailed Expenditures -
All Governmental Fund Types (Cont.)

General Fund (Cont.)				
Finance (Cont.)				
County Trustee's Office				
Social Security	$	26,988		
Pensions		48,054		
Employee and Dependent Insurance		84,891		
Disability Insurance		811		
Employer Medicare		6,312		
Communication		447		
Data Processing Services		6,600		
Legal Notices, Recording, and Court Costs		125		
Maintenance Agreements		450		
Postal Charges		30,293		
Other Contracted Services		12,041		
Office Supplies		5,861		
Tax Relief Program		616,967		
Data Processing Equipment		6,967		
Total County Trustee's Office			$	846,807
County Clerk's Office				
Social Security	$	98,041		
Pensions		175,623		
Employee and Dependent Insurance		378,944		
Disability Insurance		3,020		
Employer Medicare		23,095		
Communication		9,572		
Data Processing Services		44,348		
Maintenance Agreements		6,324		
Maintenance and Repair Services - Equipment		1,146		
Postal Charges		76,585		
Other Contracted Services		3,150		
Data Processing Supplies		21,324		
Gasoline		1,046		
Office Supplies		36,465		
Other Supplies and Materials		7,051		
Data Processing Equipment		17,798		
Office Equipment		7,890		
Total County Clerk's Office				911,422
Data Processing				
County Official/Administrative Officer	$	125,453		
Data Processing Personnel		946,311		
Part-time Personnel		48,334		
Longevity Pay		3,975		
Overtime Pay		5,633		
Social Security		67,600		
Pensions		115,239		
Employee and Dependent Insurance		165,211		
Disability Insurance		1,954		
Employer Medicare		15,810		

(Continued)

Exhibit L-9

Rutherford County, Tennessee
Schedule of Detailed Expenditures -
All Governmental Fund Types (Cont.)

General Fund (Cont.)		
Finance (Cont.)		
Data Processing (Cont.)		
Communication	$ 235,471	
Data Processing Services	485,782	
Dues and Memberships	2,815	
Maintenance Agreements	266,179	
Postal Charges	7	
Travel	10,915	
Data Processing Supplies	47,807	
Gasoline	750	
Data Processing Equipment	628,036	
Other Equipment	21,363	
Total Data Processing		$ 3,194,645
Administration of Justice		
Circuit Court		
Jury and Witness Expense	$ 61,168	
Social Security	131,281	
Pensions	227,316	
Employee and Dependent Insurance	463,652	
Disability Insurance	3,891	
Unemployment Compensation	5,500	
Employer Medicare	30,886	
Communication	2,559	
Data Processing Services	89,172	
Legal Services	39,898	
Maintenance Agreements	18,364	
Postal Charges	34,294	
Office Supplies	41,569	
Other Supplies and Materials	174	
Other Charges	101,152	
Data Processing Equipment	12,278	
Office Equipment	8,827	
Total Circuit Court		1,271,981
Circuit Court Judge		
Assistant(s)	$ 55,229	
Deputy(ies)	134,958	
Longevity Pay	400	
Social Security	12,276	
Pensions	19,815	
Employee and Dependent Insurance	42,371	
Disability Insurance	374	
Employer Medicare	2,871	
Postal Charges	252	
Travel	2,268	
Total Circuit Court Judge		270,814

(Continued)

Exhibit L-9

Rutherford County, Tennessee
Schedule of Detailed Expenditures -
All Governmental Fund Types (Cont.)

General Fund (Cont.)		
Administration of Justice (Cont.)		
General Sessions Court		
Judge(s)	$ 667,460	
Assistant(s)	64,246	
Deputy(ies)	166,131	
Part-time Personnel	8,667	
Longevity Pay	3,850	
Overtime Pay	4,949	
Other Salaries and Wages	486,650	
Social Security	76,125	
Pensions	147,470	
Employee and Dependent Insurance	216,151	
Disability Insurance	2,103	
Employer Medicare	19,671	
Communication	2,359	
Data Processing Services	2,240	
Dues and Memberships	4,243	
Evaluation and Testing	13,400	
Maintenance Agreements	1,794	
Postal Charges	16	
Travel	3,669	
Library Books/Media	180	
Office Supplies	10,916	
Uniforms	600	
Total General Sessions Court		$ 1,902,890
Drug Court		
Supervisor/Director	$ 89,624	
Secretary(ies)	35,528	
Part-time Personnel	52,226	
Longevity Pay	450	
Other Salaries and Wages	563,175	
In-service Training	4,606	
Social Security	44,651	
Pensions	71,831	
Employee and Dependent Insurance	119,464	
Disability Insurance	1,233	
Employer Medicare	10,443	
Communication	7,354	
Contracts with Other Public Agencies	60,189	
Contracts with Private Agencies	31,050	
Licenses	2,484	
Maintenance Agreements	1,346	
Postal Charges	350	
Rentals	13,500	
Travel	2,815	
Other Contracted Services	20,000	
Drugs and Medical Supplies	11,042	
Gasoline	383	

(Continued)

Rutherford County, Tennessee
Schedule of Detailed Expenditures -
All Governmental Fund Types (Cont.)

General Fund (Cont.)		
Administration of Justice (Cont.)		
Drug Court (Cont.)		
Office Supplies	$ 5,125	
Other Supplies and Materials	65,835	
In Service/Staff Development	17,163	
Total Drug Court		$ 1,231,867
Chancery Court		
County Official/Administrative Officer	$ 115,413	
Deputy(ies)	478,451	
Attendants	32,636	
Part-time Personnel	31,094	
Longevity Pay	4,775	
Overtime Pay	675	
Jury and Witness Expense	2,070	
Social Security	39,722	
Pensions	67,322	
Employee and Dependent Insurance	120,105	
Disability Insurance	1,139	
Employer Medicare	9,290	
Communication	2,996	
Data Processing Services	28,378	
Dues and Memberships	995	
Maintenance Agreements	3,796	
Maintenance and Repair Services - Equipment	537	
Postal Charges	15,551	
Travel	1,061	
Other Contracted Services	665	
Office Supplies	19,041	
Data Processing Equipment	8,621	
Total Chancery Court		984,333
Juvenile Court		
Judge(s)	$ 166,865	
Deputy(ies)	35,718	
Secretary(ies)	34,907	
Part-time Personnel	42,250	
Longevity Pay	200	
Other Salaries and Wages	224,729	
Social Security	28,808	
Pensions	49,512	
Employee and Dependent Insurance	47,859	
Disability Insurance	731	
Employer Medicare	7,211	
Communication	811	
Contracts with Private Agencies	27,237	
Dues and Memberships	3,190	
Maintenance Agreements	893	
Postal Charges	17	

(Continued)

Exhibit L-9

Rutherford County, Tennessee
Schedule of Detailed Expenditures -
All Governmental Fund Types (Cont.)

General Fund (Cont.)		
Administration of Justice (Cont.)		
Juvenile Court (Cont.)		
Travel	$ 3,567	
Other Contracted Services	27,183	
Library Books/Media	3,675	
Office Supplies	1,114	
Uniforms	559	
Other Supplies and Materials	1,913	
Data Processing Equipment	2,560	
Total Juvenile Court		$ 711,509
District Attorney General		
Assistant(s)	$ 131,715	
Longevity Pay	350	
Social Security	8,080	
Pensions	14,015	
Employee and Dependent Insurance	10,891	
Disability Insurance	236	
Employer Medicare	1,890	
Dues and Memberships	800	
Total District Attorney General		167,977
Office of Public Defender		
Assistant(s)	$ 114,566	
Longevity Pay	125	
Social Security	6,998	
Pensions	12,221	
Employee and Dependent Insurance	13,302	
Disability Insurance	212	
Employer Medicare	1,637	
Postal Charges	587	
Other Supplies and Materials	800	
Total Office of Public Defender		150,448
Other Administration of Justice		
Probation Officer(s)	$ 770,128	
Longevity Pay	575	
Social Security	45,230	
Pensions	82,084	
Employee and Dependent Insurance	201,272	
Disability Insurance	1,430	
Employer Medicare	10,578	
Communication	8,794	
Contracts with Private Agencies	91,689	
Data Processing Services	33,600	
Maintenance Agreements	607	
Postal Charges	958	
Rentals	102,000	
Travel	7,393	

(Continued)

Exhibit L-9

Rutherford County, Tennessee
Schedule of Detailed Expenditures -
All Governmental Fund Types (Cont.)

General Fund (Cont.)		
Administration of Justice (Cont.)		
Other Administration of Justice (Cont.)		
Other Contracted Services	$ 60,428	
Office Supplies	8,519	
Utilities	14,168	
Other Supplies and Materials	44,424	
Data Processing Equipment	1,205	
Total Other Administration of Justice		$ 1,485,082
Probation Services		
County Official/Administrative Officer	$ 73,283	
Assistant(s)	60,484	
Youth Service Officer(s)	205,446	
Secretary(ies)	36,064	
Longevity Pay	2,550	
In-service Training	1,045	
Social Security	22,633	
Pensions	40,267	
Employee and Dependent Insurance	71,310	
Disability Insurance	693	
Employer Medicare	5,293	
Communication	1,362	
Contracts with Private Agencies	417,287	
Data Processing Services	2,850	
Maintenance Agreements	743	
Postal Charges	27	
Travel	3,264	
Office Supplies	1,906	
Other Supplies and Materials	331	
Total Probation Services		946,838
Victim Assistance Programs		
Assistant(s)	$ 53,796	
Longevity Pay	225	
Other Salaries and Wages	117,156	
In-service Training	5,470	
Social Security	10,249	
Pensions	18,136	
Employee and Dependent Insurance	24,688	
Disability Insurance	309	
Employer Medicare	2,397	
Communication	388	
Dues and Memberships	47	
Maintenance Agreements	513	
Postal Charges	2	
Office Supplies	1,723	
Total Victim Assistance Programs		235,099

(Continued)

Rutherford County, Tennessee
Schedule of Detailed Expenditures -
All Governmental Fund Types (Cont.)

General Fund (Cont.)
Public Safety
Sheriff's Department

County Official/Administrative Officer	$	139,650
Assistant(s)		408,975
Deputy(ies)		45,361
Detective(s)		1,258,275
Captain(s)		354,549
Lieutenant(s)		931,250
Youth Service Officer(s)		2,140,741
Sergeant(s)		2,228,054
Accountants/Bookkeepers		288,707
Data Processing Personnel		302,216
Salary Supplements		129,000
Dispatchers/Radio Operators		723,330
Clerical Personnel		555,394
Part-time Personnel		431,143
Longevity Pay		76,475
Overtime Pay		1,055,009
Other Salaries and Wages		4,115,761
In-service Training		166,329
Social Security		898,457
Pensions		1,564,434
Employee and Dependent Insurance		2,866,075
Disability Insurance		24,616
Unemployment Compensation		951
Employer Medicare		210,641
Communication		271,862
Contracts with Private Agencies		42,674
Data Processing Services		235,478
Dues and Memberships		9,909
Maintenance Agreements		100,605
Maintenance and Repair Services - Equipment		45,778
Maintenance and Repair Services - Vehicles		134,660
Postal Charges		2,634
Printing, Stationery, and Forms		5,843
Rentals		5,700
Veterinary Services		440
Other Contracted Services		362
Animal Food and Supplies		4,911
Data Processing Supplies		23,503
Gasoline		511,561
Instructional Supplies and Materials		6,703
Law Enforcement Supplies		54,382
Office Supplies		26,912
Periodicals		4,982
Uniforms		157,930
Vehicle Parts		138,331
Other Supplies and Materials		25,755
Judgments		19,907

(Continued)

Exhibit L-9

Rutherford County, Tennessee
Schedule of Detailed Expenditures -
All Governmental Fund Types (Cont.)

General Fund (Cont.)		
Public Safety (Cont.)		
Sheriff's Department (Cont.)		
Other Charges	$ 3,707	
Communication Equipment	209,235	
Data Processing Equipment	85,517	
Law Enforcement Equipment	188,798	
Motor Vehicles	710,025	
Office Equipment	9,170	
Other Equipment	23,548	
Total Sheriff's Department		$ 23,976,215
Special Patrols		
Nightwatchmen	$ 35,858	
Social Security	2,114	
Pensions	3,796	
Employer Medicare	494	
Total Special Patrols		42,262
Traffic Control		
Maintenance and Repair Services - Equipment	$ 290	
Utilities	8,700	
Total Traffic Control		8,990
Administration of the Sexual Offender Registry		
Longevity Pay	$ 500	
Other Salaries and Wages	54,004	
In-service Training	195	
Social Security	3,266	
Pensions	5,775	
Employee and Dependent Insurance	4,635	
Disability Insurance	84	
Employer Medicare	764	
Other Charges	3,450	
Total Administration of the Sexual Offender Registry		72,673
Jail		
Assistant(s)	$ 89,187	
Captain(s)	63,862	
Lieutenant(s)	279,196	
Sergeant(s)	439,203	
Guards	4,090,871	
Clerical Personnel	34,296	
Maintenance Personnel	167,592	
Part-time Personnel	29,040	
Longevity Pay	20,400	
Overtime Pay	484,784	
Other Salaries and Wages	897,491	
In-service Training	21,326	
Social Security	390,462	

(Continued)

Exhibit L-9

Rutherford County, Tennessee
Schedule of Detailed Expenditures -
All Governmental Fund Types (Cont.)

General Fund (Cont.)		
Public Safety (Cont.)		
Jail (Cont.)		
Pensions	$ 697,471	
Employee and Dependent Insurance	1,313,274	
Disability Insurance	11,151	
Unemployment Compensation	6,749	
Employer Medicare	91,503	
Dues and Memberships	456	
Maintenance Agreements	49,925	
Maintenance and Repair Services - Buildings	165,086	
Maintenance and Repair Services - Equipment	39,228	
Printing, Stationery, and Forms	4,917	
Transportation - Other than Students	45,394	
Other Contracted Services	5,967,629	
Custodial Supplies	98,779	
Data Processing Supplies	9,712	
Food Preparation Supplies	1,215	
Food Supplies	1,056,217	
Law Enforcement Supplies	6,819	
Office Supplies	11,359	
Prisoners Clothing	107,125	
Uniforms	57,702	
Utilities	833,024	
Building Improvements	224,487	
Communication Equipment	20,474	
Data Processing Equipment	48,750	
Food Service Equipment	962	
Maintenance Equipment	8,495	
Office Equipment	2,653	
Other Equipment	152,318	
Total Jail		$ 18,040,584
Workhouse		
County Official/Administrative Officer	$ 77,155	
Captain(s)	60,936	
Lieutenant(s)	116,737	
Sergeant(s)	255,584	
Guards	1,174,338	
Secretary(ies)	35,245	
Clerical Personnel	146,702	
Part-time Personnel	19,876	
Longevity Pay	5,975	
Overtime Pay	43,506	
Board and Committee Members Fees	5,850	
In-service Training	11,928	
Social Security	115,381	
Pensions	203,375	
Employee and Dependent Insurance	386,203	
Disability Insurance	3,361	

(Continued)

Rutherford County, Tennessee
Schedule of Detailed Expenditures -
All Governmental Fund Types (Cont.)

General Fund (Cont.)		
Public Safety (Cont.)		
Workhouse (Cont.)		
Employer Medicare	$ 27,062	
Communication	7,615	
Contracts with Private Agencies	24,858	
Dues and Memberships	523	
Evaluation and Testing	166	
Maintenance Agreements	31,447	
Maintenance and Repair Services - Buildings	24,063	
Maintenance and Repair Services - Equipment	20,291	
Maintenance and Repair Services - Vehicles	6,220	
Medical and Dental Services	950	
Postal Charges	54	
Other Contracted Services	823,636	
Custodial Supplies	33,391	
Data Processing Supplies	6,007	
Drugs and Medical Supplies	2,042	
Equipment and Machinery Parts	1,024	
Gasoline	7,729	
Law Enforcement Supplies	1,109	
Office Supplies	6,027	
Prisoners Clothing	2,715	
Uniforms	6,246	
Utilities	273,547	
Other Supplies and Materials	12,454	
Data Processing Equipment	110,000	
Total Workhouse		$ 4,091,328
Juvenile Services		
County Official/Administrative Officer	$ 85,619	
Captain(s)	66,539	
Lieutenant(s)	52,909	
Sergeant(s)	275,350	
Guards	270,589	
Secretary(ies)	77,094	
Attendants	571,357	
Part-time Personnel	97,679	
Longevity Pay	3,325	
Overtime Pay	79,804	
Other Salaries and Wages	46,169	
In-service Training	6,000	
Social Security	96,483	
Pensions	162,148	
Employee and Dependent Insurance	308,327	
Disability Insurance	2,618	
Employer Medicare	22,565	
Communication	5,829	
Data Processing Services	5,800	
Dues and Memberships	310	

(Continued)

Rutherford County, Tennessee
Schedule of Detailed Expenditures -
All Governmental Fund Types (Cont.)

General Fund (Cont.)		
Public Safety (Cont.)		
Juvenile Services (Cont.)		
Maintenance Agreements	$ 8,009	
Maintenance and Repair Services - Equipment	637	
Maintenance and Repair Services - Vehicles	513	
Medical and Dental Services	156,000	
Postal Charges	414	
Travel	1,880	
Other Contracted Services	78,243	
Gasoline	619	
Office Supplies	3,283	
Uniforms	4,992	
Other Supplies and Materials	43,008	
Other Equipment	159,400	
Total Juvenile Services		$ 2,693,512
Rural Fire Protection		
County Official/Administrative Officer	$ 85,505	
Salary Supplements	16,200	
Educational Assistants	31,167	
Part-time Personnel	62,220	
Longevity Pay	1,200	
Overtime Pay	37,136	
Other Salaries and Wages	1,384,012	
Social Security	97,338	
Pensions	165,594	
Employee and Dependent Insurance	292,956	
Disability Insurance	2,779	
Employer Medicare	22,765	
Communication	42,520	
Contributions	2,000	
Dues and Memberships	1,292	
Evaluation and Testing	43,348	
Maintenance Agreements	23,767	
Maintenance and Repair Services - Buildings	9,196	
Maintenance and Repair Services - Equipment	4,125	
Maintenance and Repair Services - Vehicles	72,937	
Pest Control	396	
Postal Charges	60	
Travel	1,922	
Disposal Fees	336	
Other Contracted Services	275,000	
Custodial Supplies	1,324	
Diesel Fuel	51,439	
Drugs and Medical Supplies	9,819	
Gasoline	14,130	
Instructional Supplies and Materials	1,652	
Office Supplies	3,546	
Uniforms	33,982	

(Continued)

Exhibit L-9

Rutherford County, Tennessee
Schedule of Detailed Expenditures -
All Governmental Fund Types (Cont.)

General Fund (Cont.)		
Public Safety (Cont.)		
Rural Fire Protection (Cont.)		
Utilities	$ 42,442	
Other Supplies and Materials	24,495	
Other Charges	32,386	
Administration Equipment	57,444	
Communication Equipment	7,766	
Data Processing Equipment	5,000	
Furniture and Fixtures	3,261	
Motor Vehicles	1,151,985	
Other Equipment	70,836	
Total Rural Fire Protection		$ 4,187,278
Disaster Relief		
County Official/Administrative Officer	$ 79,235	
Assistant(s)	67,145	
Supervisor/Director	98,358	
Secretary(ies)	37,563	
Longevity Pay	1,025	
Social Security	16,196	
Pensions	28,990	
Employee and Dependent Insurance	71,247	
Disability Insurance	523	
Unemployment Compensation	1,925	
Employer Medicare	3,788	
Communication	19,179	
Dues and Memberships	2,150	
Maintenance Agreements	236,312	
Maintenance and Repair Services - Buildings	7,969	
Maintenance and Repair Services - Equipment	8,232	
Maintenance and Repair Services - Vehicles	2,127	
Postal Charges	43	
Printing, Stationery, and Forms	25	
Rentals	34,454	
Travel	6,280	
Other Contracted Services	3,864	
Data Processing Supplies	227	
Diesel Fuel	544	
Electricity	16,410	
Gasoline	6,012	
Instructional Supplies and Materials	164	
Office Supplies	1,200	
Uniforms	2,196	
Other Supplies and Materials	5,188	
Communication Equipment	156,262	
Data Processing Equipment	19,498	
Furniture and Fixtures	2,307	
Motor Vehicles	38,065	
Other Equipment	114,012	
Total Disaster Relief		1,088,715

(Continued)

Exhibit L-9

Rutherford County, Tennessee
Schedule of Detailed Expenditures -
All Governmental Fund Types (Cont.)

General Fund (Cont.)		
Public Safety (Cont.)		
Inspection and Regulation		
County Official/Administrative Officer	$ 66,509	
Deputy(ies)	417,679	
Salary Supplements	1,000	
Clerical Personnel	121,258	
Part-time Personnel	12,038	
Longevity Pay	4,525	
Board and Committee Members Fees	600	
Social Security	36,039	
Pensions	64,884	
Employee and Dependent Insurance	169,142	
Disability Insurance	1,101	
Employer Medicare	8,429	
Communication	9,519	
Dues and Memberships	1,440	
Maintenance Agreements	1,229	
Postal Charges	570	
Printing, Stationery, and Forms	851	
Travel	3,422	
Other Contracted Services	96	
Gasoline	12,324	
Office Supplies	5,115	
Uniforms	260	
Other Supplies and Materials	3,663	
In Service/Staff Development	1,711	
Data Processing Equipment	9,185	
Motor Vehicles	45,682	
Total Inspection and Regulation		$ 998,271
Public Health and Welfare		
Local Health Center		
Part-time Personnel	$ 2,820	
Longevity Pay	1,125	
Other Salaries and Wages	218,797	
Social Security	13,576	
Pensions	23,433	
Employee and Dependent Insurance	40,432	
Disability Insurance	402	
Employer Medicare	3,175	
Communication	22,551	
Contracts with Government Agencies	125,623	
Maintenance and Repair Services - Buildings	11,131	
Maintenance and Repair Services - Equipment	6,265	
Travel	1,976	
Other Contracted Services	49,631	
Drugs and Medical Supplies	4,921	
Utilities	77,874	
Other Supplies and Materials	13,122	

(Continued)

Rutherford County, Tennessee
Schedule of Detailed Expenditures -
All Governmental Fund Types (Cont.)

General Fund (Cont.)		
Public Health and Welfare (Cont.)		
Local Health Center (Cont.)		
In Service/Staff Development	$ 300	
Other Charges	27,420	
Total Local Health Center		$ 644,574
Rabies and Animal Control		
County Official/Administrative Officer	$ 75,828	
Supervisor/Director	80,521	
Attendants	549,646	
Part-time Personnel	124,176	
Longevity Pay	1,450	
Overtime Pay	35,807	
Other Salaries and Wages	80,253	
Social Security	56,329	
Pensions	87,669	
Employee and Dependent Insurance	204,611	
Disability Insurance	1,450	
Unemployment Compensation	656	
Employer Medicare	13,174	
Advertising	8,681	
Communication	14,952	
Dues and Memberships	2,075	
Maintenance Agreements	23,985	
Maintenance and Repair Services - Buildings	29,604	
Maintenance and Repair Services - Vehicles	7,136	
Postal Charges	190	
Travel	10,429	
Veterinary Services	35,470	
Other Contracted Services	75,000	
Animal Food and Supplies	17,244	
Custodial Supplies	20,014	
Drugs and Medical Supplies	100,494	
Gasoline	37,708	
Office Supplies	8,664	
Uniforms	5,746	
Utilities	48,353	
Other Supplies and Materials	11,603	
Refunds	805	
Data Processing Equipment	1,792	
Motor Vehicles	24,500	
Other Equipment	35,730	
Total Rabies and Animal Control		1,831,745
Dental Health Program		
Dues and Memberships	$ 400	
Medical and Dental Services	8,005	
Total Dental Health Program		8,405

(Continued)

Exhibit L-9

Rutherford County, Tennessee
Schedule of Detailed Expenditures -
All Governmental Fund Types (Cont.)

General Fund (Cont.)		
Public Health and Welfare (Cont.)		
Alcohol and Drug Programs		
Other Charges	$ 7,000	
Total Alcohol and Drug Programs		$ 7,000
Other Local Health Services		
Medical Personnel	$ 1,414,682	
Longevity Pay	6,975	
Social Security	84,442	
Pensions	145,981	
Employee and Dependent Insurance	299,675	
Disability Insurance	2,549	
Employer Medicare	19,749	
Travel	15,919	
Liability Insurance	2,755	
Other Charges	25,910	
Total Other Local Health Services		2,018,637
General Welfare Assistance		
Contributions	$ 57,750	
Total General Welfare Assistance		57,750
Sanitation Management		
Contracts with Private Agencies	$ 36,103	
Total Sanitation Management		36,103
Other Public Health and Welfare		
Medical and Dental Services	$ 15,600	
Other Contracted Services	457,115	
Total Other Public Health and Welfare		472,715
Social, Cultural, and Recreational Services		
Adult Activities		
Contributions	$ 37,800	
Total Adult Activities		37,800
Libraries		
Contributions	$ 1,700,000	
Total Libraries		1,700,000
Parks and Fair Boards		
Supervisor/Director	$ 30,550	
Other Salaries and Wages	169,798	
Board and Committee Members Fees	4,850	
Social Security	11,470	
Employer Medicare	2,967	
Contributions	224,687	
Matching Share	8,050	
Postal Charges	17	

(Continued)

Exhibit L-9

Rutherford County, Tennessee
Schedule of Detailed Expenditures -
All Governmental Fund Types (Cont.)

General Fund (Cont.)				
Social, Cultural, and Recreational Services (Cont.)				
Parks and Fair Boards (Cont.)				
Travel	$	1,538		
Other Contracted Services		50,000		
Equipment and Machinery Parts		9,891		
Total Parks and Fair Boards			$	513,818
Other Social, Cultural, and Recreational				
Contributions	$	722,512		
Total Other Social, Cultural, and Recreational				722,512
Agriculture and Natural Resources				
Agricultural Extension Service				
Teachers	$	53,708		
Part-time Personnel		34,479		
Longevity Pay		600		
Other Salaries and Wages		38,585		
Board and Committee Members Fees		1,950		
Social Security		7,598		
Pensions		9,902		
Employee and Dependent Insurance		18,949		
Disability Insurance		170		
Employer Medicare		1,783		
Advertising		2,518		
Communication		2,401		
Contracts with Government Agencies		473,746		
Postal Charges		1,000		
Fertilizer, Lime, and Seed		1,591		
Gasoline		2,793		
Office Supplies		2,488		
Utilities		128,237		
Other Supplies and Materials		112,561		
Total Agricultural Extension Service				895,059
Soil Conservation				
Assistant(s)	$	32,287		
Longevity Pay		75		
Other Salaries and Wages		31,167		
Social Security		3,830		
Pensions		6,769		
Employee and Dependent Insurance		16,763		
Disability Insurance		117		
Employer Medicare		896		
Contributions		20,000		
Total Soil Conservation				111,904
Storm Water Management				
Assistant(s)	$	45,474		
Part-time Personnel		33,206		

(Continued)

Exhibit L-9

Rutherford County, Tennessee
Schedule of Detailed Expenditures -
All Governmental Fund Types (Cont.)

General Fund (Cont.)				
Agriculture and Natural Resources (Cont.)				
Storm Water Management (Cont.)				
Longevity Pay	$	275		
Other Salaries and Wages		41,559		
In-service Training		1,819		
Social Security		7,272		
Pensions		8,796		
Employee and Dependent Insurance		22,227		
Disability Insurance		160		
Employer Medicare		1,701		
Communication		2,564		
Dues and Memberships		460		
Engineering Services		9,943		
Postal Charges		77		
Travel		898		
Other Contracted Services		13,460		
Gasoline		2,552		
Office Supplies		702		
Uniforms		725		
Other Supplies and Materials		8,814		
Data Processing Equipment		4,621		
Total Storm Water Management			$	207,305
Other Operations				
Tourism				
Contributions	$	740,410		
Total Tourism				740,410
Industrial Development				
Contracts with Other Public Agencies	$	135,000		
Contributions		96,500		
Total Industrial Development				231,500
Other Charges				
Mechanic(s)	$	57,588		
Laborers		85,338		
Longevity Pay		1,025		
Overtime Pay		5,619		
Social Security		9,103		
Pensions		15,940		
Employee and Dependent Insurance		21,999		
Disability Insurance		264		
Employer Medicare		2,129		
Communication		279		
Evaluation and Testing		1,268		
Travel		4,024		
Equipment and Machinery Parts		949		
Gasoline		1,950		
Utilities		15,970		

(Continued)

Exhibit L-9

Rutherford County, Tennessee
Schedule of Detailed Expenditures -
All Governmental Fund Types (Cont.)

General Fund (Cont.)			
Other Operations (Cont.)			
Other Charges (Cont.)			
Vehicle Parts	$ 20,953		
Other Supplies and Materials	7,693		
Motor Vehicles	43,206		
Other Equipment	6,500		
Total Other Charges		$ 301,797	
Employee Benefits			
Other Fringe Benefits	$ 497,637		
Workers' Compensation Insurance	1,076,500		
Total Employee Benefits		1,574,137	
Payments to Cities			
Contracts with Government Agencies	$ 1,996,524		
Total Payments to Cities		1,996,524	
Miscellaneous			
Judgments	$ 800,000		
Trustee's Commission	1,313,896		
Total Miscellaneous		2,113,896	
Total General Fund			$ 99,396,211
Solid Waste/Sanitation Fund			
Public Health and Welfare			
Sanitation Education/Information			
Laborers	$ 56,606		
Longevity Pay	475		
Overtime Pay	185		
Other Salaries and Wages	52,647		
Social Security	6,586		
Pensions	11,081		
Employee and Dependent Insurance	23,322		
Disability Insurance	192		
Employer Medicare	1,540		
Travel	429		
Gasoline	7,842		
Instructional Supplies and Materials	280		
Other Supplies and Materials	8,002		
Motor Vehicles	17,900		
Total Sanitation Education/Information		$ 187,087	
Convenience Centers			
Supervisor/Director	$ 90,073		
Foremen	47,145		
Truck Drivers	481,948		
Laborers	453,203		
Clerical Personnel	51,453		

(Continued)

Rutherford County, Tennessee
Schedule of Detailed Expenditures -
All Governmental Fund Types (Cont.)

Solid Waste/Sanitation Fund (Cont.)		
Public Health and Welfare (Cont.)		
Convenience Centers (Cont.)		
Maintenance Personnel	$ 44,473	
Part-time Personnel	14,806	
Longevity Pay	3,050	
Overtime Pay	60,348	
Social Security	75,451	
Pensions	82,031	
Employee and Dependent Insurance	137,959	
Disability Insurance	1,332	
Employer Medicare	17,658	
Advertising	2,114	
Communication	28,754	
Contracts with Private Agencies	22,258	
Engineering Services	53,461	
Maintenance and Repair Services - Buildings	8,566	
Maintenance and Repair Services - Equipment	49,688	
Maintenance and Repair Services - Vehicles	79,158	
Postal Charges	8	
Rentals	10,800	
Towing Services	1,300	
Travel	2,541	
Crushed Stone	1,609	
Diesel Fuel	216,548	
Equipment and Machinery Parts	47,660	
Gasoline	5,218	
Lubricants	6,003	
Office Supplies	941	
Tires and Tubes	73,923	
Uniforms	5,819	
Utilities	22,262	
Other Supplies and Materials	9,367	
Communication Equipment	967	
Data Processing Equipment	148	
Motor Vehicles	485,151	
Site Development	183,488	
Solid Waste Equipment	106,750	
Total Convenience Centers		$ 2,985,432
Other Waste Collection		
Laborers	$ 33,711	
Part-time Personnel	38,456	
Longevity Pay	125	
Overtime Pay	271	
Social Security	4,398	
Pensions	3,633	
Employee and Dependent Insurance	9,896	
Disability Insurance	62	
Employer Medicare	1,029	

(Continued)

Exhibit L-9

Rutherford County, Tennessee
Schedule of Detailed Expenditures -
All Governmental Fund Types (Cont.)

Solid Waste/Sanitation Fund (Cont.)				
Public Health and Welfare (Cont.)				
Other Waste Collection (Cont.)				
Communication	$	378		
Contracts with Private Agencies		95,262		
Maintenance and Repair Services - Equipment		852		
Other Contracted Services		30,823		
Other Supplies and Materials		1,849		
Total Other Waste Collection			$	220,745
Landfill Operation and Maintenance				
Mechanic(s)	$	46,118		
Clerical Personnel		31,722		
Longevity Pay		425		
Overtime Pay		2,480		
Social Security		4,900		
Pensions		8,600		
Employee and Dependent Insurance		12,501		
Disability Insurance		144		
Employer Medicare		1,146		
Communication		1,628		
Contracts with Private Agencies		292,940		
Engineering Services		16,492		
Maintenance and Repair Services - Equipment		7,379		
Maintenance and Repair Services - Vehicles		106		
Rentals		3,532		
Travel		7,460		
Disposal Fees		305,908		
Crushed Stone		7,850		
Data Processing Supplies		1,613		
Equipment and Machinery Parts		9,781		
Lubricants		1,113		
Uniforms		1,953		
Utilities		7,417		
Other Supplies and Materials		2,535		
Total Landfill Operation and Maintenance				775,743
Postclosure Care Costs				
Consultants	$	32,823		
Contracts with Private Agencies		274,960		
Engineering Services		15,553		
Contracts for Postclosure Care Costs		17,341		
Crushed Stone		152		
Fertilizer, Lime, and Seed		2,657		
Testing		4,738		
Total Postclosure Care Costs				348,224
Other Operations				
Employee Benefits				
Workers' Compensation Insurance	$	25,000		
Total Employee Benefits				25,000

(Continued)

Rutherford County, Tennessee
Schedule of Detailed Expenditures -
All Governmental Fund Types (Cont.)

Solid Waste/Sanitation Fund (Cont.)			
Other Operations (Cont.)			
Miscellaneous			
Building and Contents Insurance	$ 3,652		
Liability Insurance	8,187		
Trustee's Commission	40,097		
Total Miscellaneous		$ 51,936	
Total Solid Waste/Sanitation Fund			$ 4,594,167
Ambulance Service Fund			
Public Health and Welfare			
Ambulance/Emergency Medical Services			
County Official/Administrative Officer	$ 112,291		
Supervisor/Director	1,420,502		
Accountants/Bookkeepers	208,196		
Paraprofessionals	4,926,852		
Dispatchers/Radio Operators	543,488		
Maintenance Personnel	35,967		
Part-time Personnel	427,935		
Longevity Pay	35,325		
Overtime Pay	510,533		
In-service Training	38,250		
Social Security	489,992		
Pensions	807,583		
Employee and Dependent Insurance	1,398,305		
Disability Insurance	13,211		
Employer Medicare	114,595		
Communication	84,975		
Contracts with Private Agencies	103,490		
Evaluation and Testing	11,320		
Maintenance and Repair Services - Buildings	53,947		
Maintenance and Repair Services - Vehicles	108,368		
Medical and Dental Services	13,500		
Pest Control	4,599		
Postal Charges	516		
Printing, Stationery, and Forms	870		
Travel	6,337		
Other Contracted Services	429,197		
Custodial Supplies	12,510		
Data Processing Supplies	8,140		
Drugs and Medical Supplies	350,475		
Gasoline	218,598		
Instructional Supplies and Materials	12,740		
Office Supplies	9,336		
Uniforms	57,873		
Utilities	100,929		
Other Supplies and Materials	28,391		
Judgments	50,000		
Refunds	45,915		

(Continued)

Exhibit L-9

Rutherford County, Tennessee
Schedule of Detailed Expenditures -
All Governmental Fund Types (Cont.)

Ambulance Service Fund (Cont.)			
Public Health and Welfare (Cont.)			
Ambulance/Emergency Medical Services (Cont.)			
Trustee's Commission	$ 184,461		
Workers' Compensation Insurance	50,000		
In Service/Staff Development	32,865		
Fines, Assessments, and Penalties	152,078		
Other Charges	52,472		
Communication Equipment	57,164		
Data Processing Equipment	26,408		
Motor Vehicles	487,991		
Health Equipment	109,383		
Other Equipment	4,183		
Total Ambulance/Emergency Medical Services		$ 13,952,056	
Other Local Health Services			
Paraprofessionals	$ 100,064		
Part-time Personnel	20,550		
Overtime Pay	17,370		
Social Security	8,492		
Pensions	12,339		
Employee and Dependent Insurance	19,890		
Disability Insurance	181		
Employer Medicare	1,986		
Gasoline	6,600		
Total Other Local Health Services		187,472	
Total Ambulance Service Fund			$ 14,139,528
Industrial/Economic Development Fund			
Other Operations			
Industrial Development			
Trustee's Commission	$ 758		
Total Industrial Development		$ 758	
Total Industrial/Economic Development Fund			758
Special Purpose Fund			
Public Safety			
Sheriff's Department			
Confidential Drug Enforcement Payments	$ 50,000		
Veterinary Services	1,867		
Other Supplies and Materials	8,995		
Law Enforcement Equipment	8,700		
Other Capital Outlay	1,377		
Total Sheriff's Department		$ 70,939	
Total Special Purpose Fund			70,939

(Continued)

Exhibit L-9

Rutherford County, Tennessee
Schedule of Detailed Expenditures -
All Governmental Fund Types (Cont.)

Drug Control Fund			
Public Safety			
Drug Enforcement			
In-service Training	$ 21,875		
Confidential Drug Enforcement Payments	125,000		
Maintenance and Repair Services - Vehicles	8,710		
Veterinary Services	6,045		
Animal Food and Supplies	3,940		
Uniforms	1,083		
Other Supplies and Materials	10,809		
Trustee's Commission	4,930		
Other Charges	462		
Building Improvements	2,048		
Data Processing Equipment	12,734		
Law Enforcement Equipment	37,903		
Motor Vehicles	64,239		
Other Capital Outlay	408		
Total Drug Enforcement		$ 300,186	
Total Drug Control Fund			$ 300,186
Constitutional Officers - Fees Fund			
General Government			
Register of Deeds			
Constitutional Officers' Operating Expenses	$ 677,517		
Total Register of Deeds		$ 677,517	
Finance			
County Trustee's Office			
Constitutional Officers' Operating Expenses	$ 457,757		
Total County Trustee's Office		457,757	
County Clerk's Office			
Constitutional Officers' Operating Expenses	$ 1,672,105		
Total County Clerk's Office		1,672,105	
Administration of Justice			
Circuit Court			
Constitutional Officers' Operating Expenses	$ 2,217,527		
Total Circuit Court		2,217,527	
Total Constitutional Officers - Fees Fund			5,024,906
Highway/Public Works Fund			
Highways			
Administration			
County Official/Administrative Officer	$ 139,651		
Assistant(s)	72,084		
Secretary(ies)	109,249		
Longevity Pay	2,225		

(Continued)

Rutherford County, Tennessee
Schedule of Detailed Expenditures -
All Governmental Fund Types (Cont.)

Highway/Public Works Fund (Cont.)		
Highways (Cont.)		
Administration (Cont.)		
Board and Committee Members Fees	$ 39,300	
Social Security	20,973	
Pensions	34,423	
Employee and Dependent Insurance	67,301	
Disability Insurance	535	
Employer Medicare	5,044	
Communication	5,424	
Dues and Memberships	8,274	
Janitorial Services	8,100	
Legal Notices, Recording, and Court Costs	803	
Maintenance and Repair Services - Office Equipment	249	
Postal Charges	766	
Printing, Stationery, and Forms	661	
Travel	157	
Electricity	21,217	
Natural Gas	7,516	
Office Supplies	2,372	
Water and Sewer	6,200	
Building and Contents Insurance	6,909	
Liability Insurance	125,673	
Trustee's Commission	124,505	
Other Charges	10,550	
Office Equipment	1,711	
Total Administration		$ 821,872
Highway and Bridge Maintenance		
Foremen	$ 364,733	
Equipment Operators	1,264,707	
Truck Drivers	291,161	
Longevity Pay	13,850	
Overtime Pay	8,333	
Social Security	112,713	
Pensions	206,907	
Employee and Dependent Insurance	554,349	
Disability Insurance	3,543	
Employer Medicare	26,360	
Engineering Services	20,000	
Other Contracted Services	124,394	
Asphalt	3,371,445	
Crushed Stone	62,841	
General Construction Materials	1,610	
Pipe - Metal	45,676	
Road Signs	24,611	
Uniforms	24,006	
Total Highway and Bridge Maintenance		6,521,239

(Continued)

Exhibit L-9

Rutherford County, Tennessee
Schedule of Detailed Expenditures -
All Governmental Fund Types (Cont.)

Highway/Public Works Fund (Cont.)		
Highways (Cont.)		
Operation and Maintenance of Equipment		
Foremen	$ 57,635	
Mechanic(s)	225,057	
Laborers	82,559	
Longevity Pay	2,775	
Overtime Pay	3,881	
Social Security	21,959	
Pensions	39,605	
Employee and Dependent Insurance	81,377	
Disability Insurance	677	
Employer Medicare	5,136	
Maintenance and Repair Services - Equipment	77,957	
Other Contracted Services	34,073	
Diesel Fuel	204,882	
Equipment and Machinery Parts	146,543	
Garage Supplies	8,432	
Gasoline	43,883	
Lubricants	15,135	
Tires and Tubes	50,180	
Other Supplies and Materials	14,800	
Total Operation and Maintenance of Equipment		$ 1,116,546
Other Charges		
Assistant(s)	$ 34,091	
Salary Supplements	10,000	
Foremen	55,443	
Equipment Operators	115,987	
Secretary(ies)	50,773	
Longevity Pay	1,650	
Overtime Pay	3,433	
In-service Training	2,194	
Social Security	15,630	
Pensions	28,903	
Employee and Dependent Insurance	71,457	
Disability Insurance	457	
Employer Medicare	3,655	
Communication	1,280	
Legal Notices, Recording, and Court Costs	372	
Maintenance and Repair Services - Equipment	16,840	
Travel	2,270	
Other Contracted Services	9,954	
Crushed Stone	1,422	
Data Processing Supplies	293	
Diesel Fuel	10,126	
Equipment and Machinery Parts	25,635	
Gasoline	3,607	
General Construction Materials	2,578	
Lubricants	56	

(Continued)

Exhibit L-9

Rutherford County, Tennessee
Schedule of Detailed Expenditures -
All Governmental Fund Types (Cont.)

Highway/Public Works Fund (Cont.)			
Highways (Cont.)			
Other Charges (Cont.)			
Office Supplies	$ 1,026		
Pipe - Metal	7,389		
Other Supplies and Materials	4,002		
Other Equipment	311,482		
Total Other Charges		$ 792,005	
Employee Benefits			
Unemployment Compensation	$ 390		
Other Fringe Benefits	127,231		
Total Employee Benefits		127,621	
Capital Outlay			
Bridge Construction	$ 1,346,479		
Building Improvements	3,396		
Highway Equipment	859,218		
Total Capital Outlay		2,209,093	
Total Highway/Public Works Fund			$ 11,588,376
General Debt Service Fund			
General Government			
Other General Administration			
Trustee's Commission	$ 1,028,161		
Other Debt Service	6,572		
Total Other General Administration		$ 1,034,733	
Principal on Debt			
General Government			
Principal on Bonds	$ 6,067,760		
Total General Government		6,067,760	
Education			
Principal on Bonds	$ 27,387,240		
Principal on Capital Leases	228,840		
Principal on Other Loans	463,752		
Total Education		28,079,832	
Interest on Debt			
General Government			
Interest on Bonds	$ 3,773,528		
Total General Government		3,773,528	
Education			
Interest on Bonds	$ 14,648,858		
Interest on Capital Leases	10,721		
Interest on Other Loans	21,612		
Total Education		14,681,191	

(Continued)

Exhibit L-9

Rutherford County, Tennessee
Schedule of Detailed Expenditures -
All Governmental Fund Types (Cont.)

General Debt Service Fund (Cont.)			
Other Debt Service			
Education			
Underwriter's Discount	$ 207,231		
Other Debt Issuance Charges	147,800		
Total Education		$ 355,031	
Total General Debt Service Fund			$ 53,992,075
General Capital Projects Fund			
Capital Projects			
General Administration Projects			
Architects	$ 101,312		
Total General Administration Projects		$ 101,312	
Administration of Justice Projects			
Architects	$ 75,500		
Consultants	29,737		
Data Processing Services	51,388		
Legal Services	4,312		
Other Contracted Services	25,543		
Building Construction	556,357		
Furniture and Fixtures	40,602		
Law Enforcement Equipment	48,159		
Total Administration of Justice Projects		831,598	
Public Safety Projects			
Data Processing Equipment	$ 456,262		
Total Public Safety Projects		456,262	
Total General Capital Projects Fund			1,389,172
Education Capital Projects Fund			
Capital Projects			
Education Capital Projects			
Contributions	$ 44,586,283		
Total Education Capital Projects		$ 44,586,283	
Total Education Capital Projects Fund			44,586,283
Total Governmental Funds - Primary Government			$ 235,082,601

Exhibit L-10

Rutherford County, Tennessee
Schedule of Detailed Expenditures -
All Governmental Fund Types
Discretely Presented Rutherford County School Department
For the Year Ended June 30, 2019

General Purpose School Fund		
Instruction		
Regular Instruction Program		
Teachers	$ 135,517,667	
Career Ladder Program	253,404	
Educational Assistants	4,662,260	
Other Salaries and Wages	1,427,964	
Social Security	8,464,535	
Pensions	13,628,484	
Life Insurance	52,675	
Medical Insurance	24,753,670	
Unemployment Compensation	27,423	
Employer Medicare	1,981,619	
Other Fringe Benefits	261,850	
Contracts with Private Agencies	80,576	
Contracts for Substitute Teachers - Certified	405,047	
Contracts for Substitute Teachers - Non-certified	1,359,717	
Other Contracted Services	98,485	
Instructional Supplies and Materials	2,849,640	
Textbooks - Bound	5,149,458	
Software	657,637	
Other Supplies and Materials	80,401	
Fee Waivers	70,631	
Other Charges	530,887	
Regular Instruction Equipment	2,356,167	
Total Regular Instruction Program		$ 204,670,197
Alternative Instruction Program		
Teachers	$ 1,518,095	
Career Ladder Program	4,500	
Educational Assistants	116,017	
Social Security	98,433	
Pensions	162,464	
Life Insurance	623	
Medical Insurance	254,741	
Employer Medicare	23,021	
Other Fringe Benefits	3,051	
Contracts for Substitute Teachers - Certified	2,493	
Contracts for Substitute Teachers - Non-certified	17,144	
Other Contracted Services	3,786	
Instructional Supplies and Materials	19,877	
Other Equipment	1,220	
Total Alternative Instruction Program		2,225,465
Special Education Program		
Teachers	$ 12,947,404	
Career Ladder Program	35,000	
Educational Assistants	5,573,907	
Speech Pathologist	1,735,242	

(Continued)

Rutherford County, Tennessee
Schedule of Detailed Expenditures -
All Governmental Fund Types
Discretely Presented Rutherford County School Department (Cont.)

General Purpose School Fund (Cont.)		
Instruction (Cont.)		
Special Education Program (Cont.)		
Other Salaries and Wages	$ 265,372	
Social Security	1,214,068	
Pensions	2,023,205	
Life Insurance	10,810	
Medical Insurance	4,565,691	
Unemployment Compensation	1,725	
Employer Medicare	284,191	
Other Fringe Benefits	40,073	
Contracts with Private Agencies	1,225,496	
Evaluation and Testing	76,520	
Maintenance and Repair Services - Equipment	3,215	
Contracts for Substitute Teachers - Certified	82,753	
Contracts for Substitute Teachers - Non-certified	303,966	
Other Contracted Services	9,640	
Instructional Supplies and Materials	99,682	
Textbooks - Bound	73,702	
Software	7,200	
Other Supplies and Materials	56,453	
BEP - IEA Payments	46,907	
Other Charges	914	
Special Education Equipment	71,689	
Total Special Education Program		$ 30,754,825
Career and Technical Education Program		
Teachers	$ 9,258,996	
Career Ladder Program	8,128	
Clerical Personnel	185,346	
Educational Assistants	22,255	
Social Security	564,372	
Pensions	903,843	
Life Insurance	3,325	
Medical Insurance	1,685,637	
Employer Medicare	131,990	
Other Fringe Benefits	17,417	
Maintenance and Repair Services - Equipment	60,825	
Contracts for Substitute Teachers - Certified	61,196	
Contracts for Substitute Teachers - Non-certified	200,539	
Other Contracted Services	77,756	
Instructional Supplies and Materials	261,114	
T&I Construction Materials	6,373	
Textbooks - Bound	155,490	
Software	28,515	
Other Supplies and Materials	45,665	
Vocational Instruction Equipment	126,519	
Total Career and Technical Education Program		13,805,301

(Continued)

Exhibit L-10

Rutherford County, Tennessee
Schedule of Detailed Expenditures -
All Governmental Fund Types
Discretely Presented Rutherford County School Department (Cont.)

General Purpose School Fund (Cont.)		
Support Services		
Attendance		
Supervisor/Director	$ 98,598	
Career Ladder Program	4,100	
Social Workers	270,646	
Clerical Personnel	92,145	
Other Salaries and Wages	66,839	
Social Security	28,534	
Pensions	49,956	
Life Insurance	132	
Medical Insurance	69,906	
Employer Medicare	7,517	
Other Fringe Benefits	862	
Travel	1,531	
Other Contracted Services	348,842	
Other Supplies and Materials	5,248	
In Service/Staff Development	4,370	
Total Attendance		$ 1,049,226
Health Services		
Supervisor/Director	$ 142,167	
Medical Personnel	2,905,498	
Other Salaries and Wages	531,845	
Social Security	214,689	
Pensions	325,425	
Life Insurance	1,153	
Medical Insurance	513,614	
Employer Medicare	50,210	
Other Fringe Benefits	6,041	
Travel	16,331	
Other Contracted Services	25,058	
Drugs and Medical Supplies	20,987	
Other Supplies and Materials	66,580	
In Service/Staff Development	7,680	
Health Equipment	83,353	
Total Health Services		4,910,631
Other Student Support		
Supervisor/Director	$ 128,507	
Career Ladder Program	17,965	
Guidance Personnel	5,388,854	
Career Ladder Extended Contracts	2,000	
Social Workers	51,991	
Clerical Personnel	295,461	
Other Salaries and Wages	1,093,686	
Social Security	414,513	
Pensions	673,254	
Life Insurance	2,426	

(Continued)

Exhibit L-10

Rutherford County, Tennessee
Schedule of Detailed Expenditures -
All Governmental Fund Types
Discretely Presented Rutherford County School Department (Cont.)

General Purpose School Fund (Cont.)		
Support Services (Cont.)		
Other Student Support (Cont.)		
Medical Insurance	$ 1,148,655	
Employer Medicare	97,542	
Other Fringe Benefits	12,756	
Contracts with Government Agencies	215,078	
Evaluation and Testing	314,800	
Travel	3,934	
Contracts for Substitute Teachers - Certified	11,635	
Contracts for Substitute Teachers - Non-certified	35,328	
Other Contracted Services	91,996	
Other Supplies and Materials	56,330	
In Service/Staff Development	8,353	
Other Equipment	24,248	
Total Other Student Support		$ 10,089,312
Regular Instruction Program		
Supervisor/Director	$ 863,118	
Career Ladder Program	40,840	
Career Ladder Extended Contracts	2,000	
Librarians	3,174,443	
Materials Supervisor	49,819	
Instructional Computer Personnel	2,335,270	
Secretary(ies)	87,740	
Clerical Personnel	88,205	
Educational Assistants	697,352	
Other Salaries and Wages	1,271,846	
Social Security	515,267	
Pensions	878,857	
Life Insurance	2,887	
Medical Insurance	1,437,227	
Unemployment Compensation	5,222	
Employer Medicare	120,954	
Other Fringe Benefits	15,784	
Travel	44,186	
Contracts for Substitute Teachers - Certified	5,708	
Contracts for Substitute Teachers - Non-certified	19,742	
Other Contracted Services	13,226	
Library Books/Media	159,492	
Other Supplies and Materials	135,276	
In Service/Staff Development	126,115	
Other Equipment	42,384	
Total Regular Instruction Program		12,132,960
Alternative Instruction Program		
Supervisor/Director	$ 188,020	
Career Ladder Program	4,500	
Guidance Personnel	114,197	

(Continued)

Exhibit L-10

Rutherford County, Tennessee
Schedule of Detailed Expenditures -
All Governmental Fund Types
Discretely Presented Rutherford County School Department (Cont.)

General Purpose School Fund (Cont.)		
Support Services (Cont.)		
Alternative Instruction Program (Cont.)		
Librarians	$ 57,398	
Clerical Personnel	63,140	
Other Salaries and Wages	293,994	
Social Security	43,332	
Pensions	75,689	
Life Insurance	228	
Medical Insurance	103,463	
Employer Medicare	10,134	
Other Fringe Benefits	1,341	
Contracts for Substitute Teachers - Non-certified	2,739	
Other Contracted Services	1,013	
Library Books/Media	2,276	
Other Supplies and Materials	6,404	
In Service/Staff Development	279	
Other Equipment	2,492	
Total Alternative Instruction Program		$ 970,639
Special Education Program		
Supervisor/Director	$ 97,541	
Career Ladder Program	5,200	
Psychological Personnel	663,157	
Clerical Personnel	75,480	
Other Salaries and Wages	50,031	
Social Security	52,170	
Pensions	87,117	
Life Insurance	251	
Medical Insurance	148,510	
Employer Medicare	12,433	
Other Fringe Benefits	1,647	
Maintenance and Repair Services - Equipment	17	
Travel	63,987	
Other Contracted Services	20,919	
Other Supplies and Materials	92,074	
In Service/Staff Development	26,267	
Other Charges	1,076	
Other Equipment	6,671	
Total Special Education Program		1,404,548
Career and Technical Education Program		
Supervisor/Director	$ 93,722	
Clerical Personnel	22,475	
Other Salaries and Wages	145,941	
Social Security	15,608	
Pensions	27,474	
Life Insurance	72	
Medical Insurance	41,680	

(Continued)

Exhibit L-10

Rutherford County, Tennessee
Schedule of Detailed Expenditures -
All Governmental Fund Types
Discretely Presented Rutherford County School Department (Cont.)

General Purpose School Fund (Cont.)		
Support Services (Cont.)		
Career and Technical Education Program (Cont.)		
Employer Medicare	$ 3,650	
Other Fringe Benefits	484	
Travel	31,538	
Other Supplies and Materials	6,762	
In Service/Staff Development	32,172	
Other Equipment	1,855	
Total Career and Technical Education Program		$ 423,433
Technology		
Supervisor/Director	$ 96,441	
Computer Programmer(s)	1,244,521	
Clerical Personnel	40,000	
Other Salaries and Wages	150,309	
Social Security	92,358	
Pensions	163,234	
Life Insurance	462	
Medical Insurance	210,208	
Employer Medicare	21,600	
Other Fringe Benefits	2,831	
Maintenance and Repair Services - Equipment	8,341	
Internet Connectivity	268,413	
Travel	8,328	
Other Contracted Services	26,921	
Cabling	210,007	
Software	120,657	
Other Supplies and Materials	312,076	
In Service/Staff Development	2,769	
Other Equipment	1,361,807	
Total Technology		4,341,283
Adult Programs		
Supervisor/Director	$ 91,298	
Clerical Personnel	43,333	
Social Security	8,278	
Pensions	14,169	
Life Insurance	38	
Medical Insurance	6,982	
Employer Medicare	1,936	
Other Fringe Benefits	249	
Total Adult Programs		166,283
Board of Education		
Secretary to Board	$ 133,839	
Board and Committee Members Fees	125,313	
Social Security	16,001	
Pensions	14,224	

(Continued)

Exhibit L-10

Rutherford County, Tennessee
Schedule of Detailed Expenditures -
All Governmental Fund Types
Discretely Presented Rutherford County School Department (Cont.)

General Purpose School Fund (Cont.)		
Support Services (Cont.)		
Board of Education (Cont.)		
Life Insurance	$ 25	
Medical Insurance	3,050,741	
Employer Medicare	3,742	
Other Fringe Benefits	246	
Audit Services	48,239	
Dues and Memberships	9,735	
Legal Services	153,971	
Other Contracted Services	8,000	
Liability Insurance	303,260	
Trustee's Commission	2,615,871	
Workers' Compensation Insurance	263,190	
In Service/Staff Development	29,089	
Criminal Investigation of Applicants - TBI	51,864	
Total Board of Education		$ 6,827,350
Director of Schools		
County Official/Administrative Officer	$ 156,316	
Career Ladder Program	1,000	
Secretary(ies)	43,333	
Other Salaries and Wages	296,901	
Social Security	29,316	
Pensions	52,724	
Life Insurance	132	
Medical Insurance	55,405	
Employer Medicare	7,051	
Other Fringe Benefits	819	
Communication	88,304	
Dues and Memberships	23,781	
Postal Charges	31,111	
Travel	2,190	
Other Contracted Services	13,597	
Other Supplies and Materials	11,483	
In Service/Staff Development	14,487	
Other Charges	39,855	
Administration Equipment	9,075	
Total Director of Schools		876,880
Office of the Principal		
Principals	$ 4,465,502	
Career Ladder Program	40,500	
Accountants/Bookkeepers	1,242,345	
Career Ladder Extended Contracts	8,000	
Assistant Principals	6,317,200	
Secretary(ies)	1,346,790	
Clerical Personnel	1,729,181	
Social Security	903,424	

(Continued)

Exhibit L-10

Rutherford County, Tennessee
Schedule of Detailed Expenditures -
All Governmental Fund Types
Discretely Presented Rutherford County School Department (Cont.)

General Purpose School Fund (Cont.)		
Support Services (Cont.)		
Office of the Principal (Cont.)		
Pensions	$ 1,583,730	
Life Insurance	5,180	
Medical Insurance	2,690,197	
Unemployment Compensation	74	
Employer Medicare	211,676	
Other Fringe Benefits	27,233	
Communication	181,537	
Dues and Memberships	37,998	
Contracts for Substitute Teachers - Certified	2,243	
Contracts for Substitute Teachers - Non-certified	15,066	
Other Contracted Services	88,698	
Office Supplies	6,421	
Other Supplies and Materials	1,556	
Other Charges	271,420	
Administration Equipment	35,179	
Total Office of the Principal		$ 21,211,150
Fiscal Services		
Supervisor/Director	$ 330,759	
Accountants/Bookkeepers	348,810	
Purchasing Personnel	113,090	
Social Security	47,495	
Pensions	84,498	
Life Insurance	266	
Medical Insurance	138,893	
Employer Medicare	11,108	
Other Fringe Benefits	1,453	
Travel	920	
Other Contracted Services	33,053	
Office Supplies	19,779	
Other Supplies and Materials	1,529	
In Service/Staff Development	4,520	
Administration Equipment	6,820	
Total Fiscal Services		1,142,993
Human Services/Personnel		
Supervisor/Director	$ 123,242	
Clerical Personnel	74,127	
Other Salaries and Wages	123,642	
Social Security	19,360	
Pensions	31,057	
Life Insurance	94	
Medical Insurance	51,026	
Employer Medicare	4,565	
Other Fringe Benefits	540	
Travel	1,087	

(Continued)

Exhibit L-10

Rutherford County, Tennessee
Schedule of Detailed Expenditures -
All Governmental Fund Types
Discretely Presented Rutherford County School Department (Cont.)

General Purpose School Fund (Cont.)		
Support Services (Cont.)		
Human Services/Personnel (Cont.)		
Other Contracted Services	$ 27,141	
Other Supplies and Materials	5,030	
In Service/Staff Development	6,592	
Administration Equipment	1,843	
Total Human Services/Personnel		$ 469,346
Operation of Plant		
Custodial Personnel	$ 7,425,845	
Other Salaries and Wages	116,942	
Social Security	448,702	
Pensions	751,044	
Life Insurance	4,417	
Medical Insurance	1,776,503	
Unemployment Compensation	10,844	
Employer Medicare	105,060	
Other Fringe Benefits	12,897	
Maintenance and Repair Services - Equipment	7,998	
Other Contracted Services	891,984	
Custodial Supplies	968,924	
Electricity	9,386,969	
Natural Gas	954,595	
Water and Sewer	1,376,040	
Other Supplies and Materials	111,451	
Building and Contents Insurance	473,798	
Other Charges	46,269	
Plant Operation Equipment	51,507	
Total Operation of Plant		24,921,789
Maintenance of Plant		
Supervisor/Director	$ 528,875	
Secretary(ies)	129,798	
Maintenance Personnel	2,646,444	
Social Security	192,967	
Pensions	341,590	
Life Insurance	1,232	
Medical Insurance	669,923	
Employer Medicare	45,901	
Other Fringe Benefits	5,908	
Laundry Service	20,088	
Maintenance and Repair Services - Buildings	926,196	
Maintenance and Repair Services - Equipment	1,033,746	
Travel	89	
Other Contracted Services	596,275	
Other Supplies and Materials	782,060	
Vehicle and Equipment Insurance	81,442	
In Service/Staff Development	5,660	

(Continued)

Exhibit L-10

Rutherford County, Tennessee
Schedule of Detailed Expenditures -
All Governmental Fund Types
Discretely Presented Rutherford County School Department (Cont.)

General Purpose School Fund (Cont.)		
Support Services (Cont.)		
Maintenance of Plant (Cont.)		
Other Charges	$ 2,490	
Administration Equipment	1,188,678	
Maintenance Equipment	143,885	
Total Maintenance of Plant		$ 9,343,247
Transportation		
Supervisor/Director	$ 76,000	
Clerical Personnel	156,576	
Attendants	511,603	
Other Salaries and Wages	89,714	
Social Security	47,682	
Pensions	75,615	
Life Insurance	474	
Medical Insurance	224,095	
Employer Medicare	11,430	
Other Fringe Benefits	1,379	
Contracts with Private Agencies	539,612	
Contracts with Vehicle Owners	16,827,305	
Travel	304	
Other Contracted Services	106,246	
Software	10,288	
Other Supplies and Materials	15,465	
Vehicle and Equipment Insurance	59,053	
In Service/Staff Development	9,804	
Other Charges	26,693	
Transportation Equipment	67,260	
Total Transportation		18,856,598
Operation of Non-Instructional Services		
Community Services		
Other Charges	$ 43,699	
Total Community Services		43,699
Early Childhood Education		
Teachers	$ 1,536,751	
Career Ladder Program	5,995	
Educational Assistants	698,023	
Social Security	131,701	
Pensions	224,256	
Life Insurance	1,211	
Medical Insurance	561,535	
Employer Medicare	30,801	
Other Fringe Benefits	4,365	
Travel	619	
Contracts for Substitute Teachers - Certified	9,469	
Contracts for Substitute Teachers - Non-certified	35,422	

(Continued)

Exhibit L-10

Rutherford County, Tennessee
Schedule of Detailed Expenditures -
All Governmental Fund Types
Discretely Presented Rutherford County School Department (Cont.)

General Purpose School Fund (Cont.)			
Operation of Non-Instructional Services (Cont.)			
Early Childhood Education (Cont.)			
Other Contracted Services	$ 2,333		
Food Supplies	5,586		
Instructional Supplies and Materials	30,589		
Other Supplies and Materials	9,199		
In Service/Staff Development	8,010		
Other Equipment	1,781		
Total Early Childhood Education		$ 3,297,646	
Capital Outlay			
Regular Capital Outlay			
Other Contracted Services	$ 45,064		
Total Regular Capital Outlay		45,064	
Other Debt Service			
Education			
Debt Service Contribution to Primary Government	$ 724,925		
Total Education		724,925	
Total General Purpose School Fund			$ 374,704,790
School Federal Projects Fund			
Instruction			
Regular Instruction Program			
Teachers	$ 1,150,678		
Educational Assistants	383,642		
Social Security	88,775		
Pensions	153,653		
Life Insurance	695		
Medical Insurance	339,856		
Employer Medicare	21,255		
Other Fringe Benefits	2,749		
Maintenance and Repair Services - Equipment	99		
Contracts for Substitute Teachers - Certified	26,492		
Contracts for Substitute Teachers - Non-certified	122,011		
Other Contracted Services	28,389		
Instructional Supplies and Materials	212,601		
Other Supplies and Materials	349,873		
Other Charges	4,456		
Regular Instruction Equipment	261,161		
Total Regular Instruction Program		$ 3,146,385	
Special Education Program			
Teachers	$ 972,933		
Educational Assistants	1,370,979		
Speech Pathologist	126,768		
Other Salaries and Wages	90,800		

(Continued)

Exhibit L-10

Rutherford County, Tennessee
Schedule of Detailed Expenditures -
All Governmental Fund Types
Discretely Presented Rutherford County School Department (Cont.)

School Federal Projects Fund (Cont.)		
Instruction (Cont.)		
Special Education Program (Cont.)		
Social Security	$ 149,049	
Pensions	263,444	
Life Insurance	1,740	
Medical Insurance	780,349	
Employer Medicare	34,858	
Other Fringe Benefits	5,290	
Contracts with Private Agencies	39,578	
Contracts for Substitute Teachers - Certified	2,463	
Contracts for Substitute Teachers - Non-certified	6,282	
Other Contracted Services	15,000	
Instructional Supplies and Materials	6,895	
Other Supplies and Materials	50,285	
Special Education Equipment	44,295	
Total Special Education Program		$ 3,961,008
Career and Technical Education Program		
Other Supplies and Materials	$ 41,862	
Vocational Instruction Equipment	474,850	
Total Career and Technical Education Program		516,712
Support Services		
Health Services		
Other Salaries and Wages	$ 213,540	
Social Security	12,919	
Pensions	22,745	
Life Insurance	57	
Medical Insurance	27,208	
Employer Medicare	3,021	
Other Fringe Benefits	395	
Other Supplies and Materials	27,500	
Other Equipment	79,139	
Total Health Services		386,524
Other Student Support		
Social Workers	$ 533,248	
Other Salaries and Wages	153,174	
Social Security	41,142	
Pensions	69,558	
Life Insurance	227	
Medical Insurance	102,692	
Employer Medicare	9,622	
Other Fringe Benefits	1,258	
Contracts with Government Agencies	54,727	
Evaluation and Testing	10,005	
Travel	42,430	
Other Contracted Services	171,150	

(Continued)

Exhibit L-10

Rutherford County, Tennessee
Schedule of Detailed Expenditures -
All Governmental Fund Types
Discretely Presented Rutherford County School Department (Cont.)

School Federal Projects Fund (Cont.)		
Support Services (Cont.)		
Other Student Support (Cont.)		
Other Supplies and Materials	$ 99,681	
In Service/Staff Development	39,410	
Other Equipment	11,193	
Total Other Student Support		$ 1,339,517
Regular Instruction Program		
Supervisor/Director	$ 54,087	
Secretary(ies)	55,249	
Other Salaries and Wages	1,280,333	
In-service Training	54,080	
Social Security	86,030	
Pensions	142,189	
Life Insurance	402	
Medical Insurance	147,560	
Employer Medicare	20,510	
Other Fringe Benefits	2,478	
Travel	6,745	
Other Supplies and Materials	15,384	
In Service/Staff Development	1,282,327	
Other Equipment	2,099	
Total Regular Instruction Program		3,149,473
Special Education Program		
Psychological Personnel	$ 746,940	
Other Salaries and Wages	539,780	
Social Security	72,404	
Pensions	126,860	
Life Insurance	318	
Medical Insurance	190,634	
Employer Medicare	18,005	
Other Fringe Benefits	2,230	
Other Contracted Services	267,686	
Other Supplies and Materials	54,170	
In Service/Staff Development	180,454	
Other Charges	2,198	
Other Equipment	16,809	
Total Special Education Program		2,218,488
Career and Technical Education Program		
In Service/Staff Development	$ 6,320	
Total Career and Technical Education Program		6,320
Transportation		
Other Salaries and Wages	$ 219,440	
Social Security	12,936	
Pensions	22,313	

(Continued)

Exhibit L-10

Rutherford County, Tennessee
Schedule of Detailed Expenditures -
All Governmental Fund Types
Discretely Presented Rutherford County School Department (Cont.)

School Federal Projects Fund (Cont.)			
Support Services (Cont.)			
Transportation (Cont.)			
Life Insurance	$ 166		
Medical Insurance	55,769		
Employer Medicare	3,025		
Other Fringe Benefits	396		
Contracts with Parents	1,239		
Contracts with Vehicle Owners	23,305		
Maintenance and Repair Services - Vehicles	2,082		
Gasoline	1,285		
Total Transportation		$ 341,956	
Operation of Non-Instructional Services			
Food Service			
Food Supplies	$ 3,810		
Total Food Service		3,810	
Total School Federal Projects Fund			$ 15,070,193
Central Cafeteria Fund			
Support Services			
Board of Education			
Audit Services	$ 11,992		
Workers' Compensation Insurance	27,150		
Total Board of Education		$ 39,142	
Operation of Non-Instructional Services			
Food Service			
Supervisor/Director	$ 138,130		
Accountants/Bookkeepers	94,772		
Cafeteria Personnel	7,070,457		
Other Salaries and Wages	247,532		
Social Security	449,849		
Pensions	367,187		
Life Insurance	2,626		
Medical Insurance	1,076,337		
Unemployment Compensation	11,539		
Employer Medicare	106,518		
Other Fringe Benefits	6,995		
Maintenance and Repair Services - Equipment	53,091		
Transportation - Other than Students	130,195		
Travel	12,660		
Other Contracted Services	473,897		
Food Preparation Supplies	833,152		
Food Supplies	6,967,830		
Office Supplies	24,318		
Uniforms	1,258		
USDA - Commodities	759,473		

(Continued)

Exhibit L-10

Rutherford County, Tennessee
Schedule of Detailed Expenditures -
All Governmental Fund Types
Discretely Presented Rutherford County School Department (Cont.)

Central Cafeteria Fund (Cont.)			
Operation of Non-Instructional Services (Cont.)			
Food Service (Cont.)			
Other Supplies and Materials	$ 149,150		
In Service/Staff Development	28,722		
Food Service Equipment	84,538		
Total Food Service		$ 19,090,226	
Total Central Cafeteria Fund			$ 19,129,368
Education Capital Projects Fund			
Support Services			
Board of Education			
Trustee's Commission	$ 89,771		
Total Board of Education		$ 89,771	
Capital Projects			
Education Capital Projects			
Maintenance and Repair Services - Buildings	$ 2,873,607		
Other Contracted Services	33,863		
Other Equipment	541,646		
Total Education Capital Projects		3,449,116	
Total Education Capital Projects Fund			3,538,887
Other Capital Projects Fund			
Capital Projects			
Education Capital Projects			
Architects	$ 840,865		
Engineering Services	270,251		
Other Charges	5,299,788		
Building Construction	57,817,882		
Building Improvements	444,160		
Furniture and Fixtures	431,868		
Land	7,184,663		
Regular Instruction Equipment	2,427,025		
Site Development	15,499,663		
Other Equipment	47,551		
Other Capital Outlay	3,179		
Total Education Capital Projects		$ 90,266,895	
Total Other Capital Projects Fund			90,266,895
Total Governmental Funds - Rutherford County School Department			$ 502,710,133

Exhibit L-11

Rutherford County, Tennessee
Schedule of Detailed Receipts, Disbursements,
and Changes in Cash Balances - City Agency Funds
For the Year Ended June 30, 2019

	Cities - Sales Tax Fund	Cities - Property Tax Fund	City School ADA - Murfreesboro Fund	Total
Cash Receipts				
County Property Taxes				
Current Property Tax	$ 0	$ 0	$ 13,888,561	$ 13,888,561
Trustee's Collections - Prior Years	0	0	137,648	137,648
Circuit/Clerk and Master Collections - Prior Years	0	0	89,056	89,056
Interest and Penalty	0	0	27,644	27,644
Pick-up Taxes	0	0	28,317	28,317
Payments in-Lieu-of Taxes - T.V.A.	0	0	1,007	1,007
Payments in-Lieu-of Taxes - Local Utilities	0	0	130,643	130,643
County Local Option Taxes				
Local Option Sales Tax	71,896,570	0	11,455,012	83,351,582
Wheel Tax	0	0	740,047	740,047
Business Tax	0	0	435,593	435,593
City/School District Property Taxes				
Current Property Tax	0	10,640,145	0	10,640,145
Prior Year's Property Tax	0	80,322	0	80,322
Interest and Penalty	0	17,748	0	17,748
Pick-up Taxes	0	34,218	0	34,218
Licenses				
Marriage Licenses	0	0	2,173	2,173
Other Local Revenues				
Other Local Revenues	0	66,208	0	66,208
Total Cash Receipts	$ 71,896,570	$ 10,838,641	$ 26,935,701	$ 109,670,912
Cash Disbursements				
Remittance of Revenues Collected	$ 71,177,604	10,767,116	$ 26,550,212	$ 108,494,932
Trustee's Commission	718,966	0	410,169	1,129,135
Contracts with Government Agencies	0	66,208	0	66,208
Total Cash Disbursements	$ 71,896,570	$ 10,833,324	$ 26,960,381	$ 109,690,275
Excess of Cash Receipts Over (Under) Cash Disbursements	$ 0	$ 5,317	$ (24,680)	$ (19,363)
Cash Balance, July 1, 2018	0	14,886	215,485	230,371
Cash Balance, June 30, 2019	$ 0	$ 20,203	$ 190,805	$ 211,008

STATISTICAL SECTION

This part of Rutherford County's comprehensive annual financial report presents detailed information as a context for understanding what the information in the financial statements, note disclosures, and required supplementary information says about the government's overall financial health. Certain information about the discretely presented Rutherford County School Department is included because, in our judgment, this information is beneficial in assessing the economic condition of the primary government.

	Tables	Pages
Financial Trends:		
These schedules contain trend information to help the reader understand how the government's financial performance and well-being have changed over time.	1-5a	304-315
Revenue Capacity:		
These schedules contain information to help the reader assess the government's most significant local revenue source, the property tax.	6-10	316-320
Debt Capacity:		
These schedules present information to help the reader assess the affordability of the government's current levels of outstanding debt and the government's ability to issue additional debt in the future. The tables on legal debt margin information and pledged-revenue coverage are not applicable to counties in Tennessee.	11-12	321-322
Demographic and Economic Information:		
These schedules offer demographic and economic indicators to help the reader understand the environment within which the government's financial activities take place.	13-14	323-324
Operating Information:		
These schedules contain service and infrastructure data to help the reader understand how the information in the government's financial report relates to the services the government provides and the activities it performs.	15-17	325-327

Sources: Unless otherwise noted, the information in these schedules is derived from the comprehensive annual financial reports for the relevant year.

Table 1

Rutherford County, Tennessee
Net Position by Component
Primary Government and Discretely Presented Component Unit
Last Ten Fiscal Years (in thousands) (Note 3)
(accrual basis of accounting)

	2010	2011	2012	2013	2014	2015	2016	2017	2018	2019
PRIMARY GOVERNMENT: (Note 1, 2)										
Governmental activities										
Net investment in capital assets	$ 201,462	$ 201,854	$ 207,456	$ 210,959	$ 212,340	$ 215,139	$ 222,753	$ 203,279	$ 234,473	$ 236,379
Restricted for:										
Capital Projects	403	3,650	3,251	1,858	2,568	1,064	2,630	27,160	3,196	4,688
Debt Service	34,939	-	-	-	2,909	2,895	2,861	2,711	2,559	2,403
General	-	-	588	407	379	426	490	542	603	659
Finance	-	-	22	22	36	71	97	131	129	124
Admin. of Justice	-	-	951	860	1,052	1,034	1,013	658	768	783
Public Safety	-	1,576	1,092	1,013	951	1,230	1,112	1,386	860	879
Public Health & Welfare	-	-	99	54	126	241	71	123	53	9
Pensions	-	-	-	-	-	-	-	1,132	4,636	8,693
Ambulance Service	5,216	-	-	-	-	-	-	-	-	-
Highways/Public Works	6,579	1,351	-	-	-	-	-	-	-	-
Solid Waste/Sanitation	4,257	-	-	-	-	-	-	-	-	-
Industrial/Economic Development	760	-	-	-	-	-	-	-	-	-
Drug Control	880	709	-	-	-	-	-	-	-	-
Adequate Facilities/Development Tax	-	-	-	-	-	-	-	-	-	-
District Attorney	241	286	-	-	-	-	-	-	-	-
Alcohol and Drug Treatment	-	-	-	-	-	-	-	-	-	-
Litigation Tax - Jail, Workhouse, or Courthouse	2,124	-	-	-	-	-	-	-	-	-
Victims Assistance Programs	229	281	-	-	-	-	-	-	-	-
Computer System - Register	691	589	-	-	-	-	-	-	-	-
Other Purposes	112	61	-	-	-	5,239	5,717	-	-	-
Unrestricted (2)	(300,698)	(225,824)	(255,927)	(230,810)	(228,754)	(235,427)	(204,313)	(206,887)	(265,825)	(270,143)
Total Governmental Activities Net Position	$ (42,805)	$ (15,467)	$ (42,468)	$ (15,637)	$ (8,393)	$ (8,088)	$ 32,431	$ 30,235	$ (18,548)	$ (15,526)
COMPONENT UNIT - Rutherford County Schools (Note 2)										
Governmental activities										
Net investment in capital assets	$ 409,435	$ 405,517	$ 414,558	$ 430,779	$ 432,042	$ 430,627	$ 438,406	$ 471,814	$ 563,928	$ 580,266
Restricted for:										
Capital Projects	10,924	1,482	30,143	4,288	13,720	34,697	15,110	29,878	15,676	22,822
Education	-	292	-	-	-	-	8,981	5,002	4,055	4,586
Pensions	-	-	-	-	-	-	-	1,162	5,419	23,869
School Federal Projects	828	86	289	2	2	-	-	-	-	-
Central Cafeteria	4,902	5,151	5,059	4,851	4,087	4,271	-	-	-	-
Career Ladder	335	-	-	-	-	-	-	-	-	-
Driver Education	.	-	256	116	-	-	-	-	-	-
Other Purposes	-	-	10	117	240	7,453	-	-	-	-
Unrestricted	(2,383)	(8,963)	(13,787)	(22,095)	(30,149)	(73,349)	(48,641)	(42,317)	(109,709)	(96,009)
Total Governmental Activities Net Position	$ 424,041	$ 403,565	$ 436,528	$ 418,058	$ 419,942	$ 403,699	$ 413,856	$ 465,539	$ 479,369	$ 535,534

Notes:

(1) Rutherford County Government does not engage in any business-type activities.
(2) Rutherford County Board of Education is not part of the Primary Government, but is reflected as a component unit. The primary government is responsible for the debt issued to finance construction/improvement of education facilities; however, the physical structures are considered assets of the component unit.
(3) GASB Statement 54 was implemented for the fiscal year ended June 30, 2011 which affects the comparability of restricted net position in prior periods.
(4) GASB Statement 67 and 68 were implemented for the fiscal year ended June 30, 2015 which affects the comparability of restricted net position in prior periods.
(5) GASB Statement 75 was implemented for the fiscal year ended June 30, 2018 which affects the comparability of restricted net position in prior periods.

Table 2

Rutherford County, Tennessee
Changes in Net Position
Last Ten Fiscal Years (in thousands) (Note 2)
(accrual basis of accounting)

	2010	2011	2012	2013	2014	2015	2016	2017	2018	2019
EXPENSES (Note 1)										
Governmental activities:										
General Government	$ 15,112	$ 17,325	$ 16,038	$ 16,706	$ 18,668	$ 17,083	$ 17,666	$ 20,667	$ 16,560	$ 19,487
Finance	7,366	7,748	8,387	8,450	8,960	8,314	8,193	9,927	10,038	10,238
Administration of Justice	6,844	6,659	6,854	7,668	7,571	7,491	8,108	10,043	9,834	13,501
Public Safety	38,545	39,080	41,151	43,798	46,244	45,705	48,198	50,725	53,328	55,844
Public Health & Welfare	17,768	18,458	19,369	19,958	20,089	19,704	19,650	21,775	22,638	24,001
Social, Cultural & Rec. Services	2,786	1,838	2,112	2,264	2,267	2,307	2,687	2,802	2,920	2,974
Agriculture & Natural Resources	1,036	1,085	1,141	1,092	1,167	1,388	1,171	1,268	1,278	1,376
Highways/Public Works	16,925	9,264	11,206	10,474	12,246	12,038	8,885	12,683	11,622	13,309
Education (Pymts to Comp. Unit)	33,085	35,351	89,448	42,373	67,262	84,906	52,801	98,912	138,705	100,404
Interest on Long-Term Debt	17,064	13,850	15,177	14,840	13,998	14,203	13,124	10,924	16,400	16,207
Other Debt Service	-	-	-	323	-	-	-	-	-	-
Total Governmental activities expenses	$ 156,531	$ 150,658	$ 210,883	$ 167,946	$ 198,472	$ 213,139	$ 180,483	$ 239,726	$ 283,323	$ 257,341
PROGRAM REVENUES										
Governmental activities:										
Charges for Services:										
General Government	$ 5,280	$ 2,721	$ 3,699	$ 4,185	$ 4,146	$ 4,215	$ 4,546	$ 4,884	$ 5,408	$ 5,267
Finance	6,759	7,158	7,454	7,727	8,032	8,505	9,431	10,093	10,094	11,782
Administration of Justice	6,145	5,803	6,400	6,584	6,397	5,861	6,422	6,520	6,068	6,337
Public Safety	3,621	2,643	4,910	5,961	4,218	4,489	7,208	5,290	6,755	6,279
Public Health & Welfare	8,024	8,335	10,091	9,173	10,144	10,489	11,892	12,354	11,936	11,194
Social, Cultural & Rec. Services	-	1	1	1	-	-	-	-	-	-
Agriculture & Natural Resources	-	23	41	38	80	99	265	297	327	333
Other Operations	-	-	-	-	-	-	-	-	-	-
Highways/Public Works	76	-	69	47	45	-	155	121	-	-
Education	37,070	40,077	38,887	41,164	50,718	52,276	48,584	51,218	57,789	61,757
Operating Grants and Contributions	8,161	9,591	8,591	7,822	7,628	9,705	8,505	9,277	10,119	10,158
Capital grants and Contributions	14,707	1,936	1,770	2,732	4,274	3,053	3,900	5,170	3,877	2,745
Total Governmental activities program revenues	$ 89,843	$ 78,288	$ 81,913	$ 85,434	$ 95,682	$ 98,692	$ 100,908	$ 105,224	$ 112,373	$ 115,852

Table 2

Rutherford County, Tennessee

Changes in Net Position (Cont.)

Last Ten Fiscal Years (in thousands)
(accrual basis of accounting)

	2010	2011	2012	2013	2014	2015	2016	2017	2018	2019
Net (expense)/Revenue Governmental Activities	$ (66,688)	$ (72,370)	$(128,970)	$ (82,512)	$(102,790)	$(114,447)	$ (79,575)	$(134,502)	$(170,950)	$ (141,489)
General Revenues and Other Changes in Net Position										
Governemental Activities:										
Taxes										
Property tax levied for general purposes	$ 36,393	$ 39,193	$ 41,132	$ 41,259	$ 45,676	$ 46,711	$ 47,850	$ 47,990	$ 50,271	$ 51,698
Property tax levied for debt services	39,729	37,780	36,077	36,121	36,193	36,958	37,883	43,250	45,938	47,259
Payments in Lieu of Taxes	5,535	7,084	6,751	14,346	8,356	7,778	8,380	8,399	7,780	7,943
Local Option Sales Tax	2,035	1,671	1,583	2,189	2,454	3,463	4,141	4,252	4,379	4,919
Hotel/Motel Tax	951	1,067	1,216	1,400	1,550	1,708	2,061	4,248	4,517	4,494
Wheel Tax	5,696	5,729	5,860	5,999	6,180	6,449	6,684	6,988	7,232	7,390
Business Tax	1,424	1,709	1,824	2,189	2,155	2,454	2,455	2,739	2,814	3,051
Mixed Drink Tax	-	-	-	-	-	17	17	10	-	6
Litigation Tax	2,242	2,232	2,423	2,449	2,424	2,080	2,092	3,191	3,378	3,447
Development Tax	1,395	865	2,051	3,210	3,719	3,353	5,189	6,196	5,807	6,484
Mineral Severance Tax	232	220	257	249	328	346	433	478	445	549
Bank Excise Tax	-	77	68	86	136	152	283	461	513	627
Wholesale Beer Tax	837	811	825	832	883	969	1,064	1,089	1,019	998
Interstate Telecommunications Tax	1	1	5	7	8	8	7	6	-	-
Other Local Taxes	-	-	-	-	-	-	-	-	-	-
Unrestricted grants and contributions	655	618	1,351	648	1,903	820	863	1,173	1,147	1,002
Investment earnings	1,218	654	407	311	197	319	609	1,712	3,636	4,619
Gain on disposal of capital assets	-	-	-	-	-	-	-	-	-	-
Miscellaneous	119	63	140	241	190	96	83	124	125	25
Total Governmental activities	$ 98,462	$ 99,774	$ 101,970	$ 111,536	$ 112,352	$ 113,681	$ 120,094	$ 132,306	$ 139,001	$ 144,511
Change in Net Position	$ 31,774	$ 27,404	$ (27,000)	$ 29,024	$ 9,562	$ (766)	$ 40,519	$ (2,196)	$ (31,949)	$ 3,022

Notes:

(1) Rutherford County Government does not engage in any business-type activites.

Table 2a

Rutherford County, Tennessee
Changes in Net Position - Rutherford County Board of Education
Last Ten Fiscal Years (in thousands)
(accrual basis of accounting)

	2010	2011	2012	2013	2014	2015	2016	2017	2018	2019
EXPENSES (Note 1)										
Governmental activities:										
Education										
Instruction	$ 177,407	$ 195,749	$ 192,333	$ 201,313	$ 215,249	$ 203,109	$ 214,997	$ 223,312	$ 238,880	$ 244,861
Support Services	95,279	106,283	104,722	108,466	109,528	115,090	115,179	128,038	135,735	147,066
Operation of Non-instructional Services	15,857	17,093	19,011	18,593	19,573	18,330	19,263	20,886	22,559	22,181
Interest on Long-term Debt	79	65	68	62	-	-	-	-	-	-
Total Governmental activities expenses	$ 288,622	$ 319,190	$ 316,134	$ 328,434	$ 344,350	$ 336,529	$ 349,439	$ 372,236	$ 397,174	$ 414,108
PROGRAM REVENUES										
Governmental activities:										
Charges for Services - Education	$ 6,693	$ 6,641	$ 6,760	$ 6,684	$ 6,967	$ 6,514	$ 6,769	$ 7,274	$ 7,728	$ 7,943
Operating Grants and Contributions	29,948	31,830	28,696	24,158	26,724	22,834	23,459	25,072	24,824	27,887
Capital grants and Contributions	-	803	48,267	-	277	97	605	-	556	-
Total Governmental activities program revenues	$ 36,641	$ 39,274	$ 83,723	$ 30,842	$ 33,968	$ 29,445	$ 30,833	$ 32,346	$ 33,108	$ 35,830
Net (expense)/Revenue Governmental Activities	$ (251,981)	$ (279,916)	$ (232,411)	$ (297,592)	$ (310,382)	$ (307,084)	$ (318,606)	$ (339,890)	$ (364,066)	$ (378,278)
General Revenues and Other Changes in Net Position										
Governemental Activities:										
Taxes										
Property Tax levied for general purposes	$ 59,597	$ 61,012	$ 61,080	$ 61,721	$ 65,551	$ 66,830	$ 79,584	$ 79,769	$ 82,810	$ 85,271
Payments in-Lieu-of Taxes	828	841	871	890	-	941	987	935	942	886
Local Option Sales Tax	35,408	37,871	40,662	43,798	46,243	50,348	54,870	59,370	62,304	65,528
Wheel Tax	3,214	3,255	3,320	3,430	3,538	3,654	3,787	3,965	4,096	4,191
Business Tax	1,120	1,360	1,442	1,750	1,726	1,960	2,272	2,395	2,422	2,631
Mixed Drink Tax	-	-	-	-	1,048	492	403	424	494	537
Interstate Telecommunications Tax	13	10	14	19	23	22	19	19	-	-
Unrestricted grants and contributions	140,711	154,124	157,772	167,392	195,538	212,588	186,632	244,215	305,865	274,229
Investment earnings	327	185	108	89	63	73	157	401	856	1,141
Pension Income	-	-	-	-	-	231	-	-	-	-
Miscellaneous	197	145	105	45	46	30	51	80	74	29
Total Governmental activities	$ 241,415	$ 258,803	$ 265,374	$ 279,134	$ 313,776	$ 337,169	$ 328,762	$ 391,573	$ 459,863	$ 434,443
Change in Net Position	$ (10,566)	$ (21,113)	$ 32,963	$ (18,458)	$ 3,394	$ 30,085	$ 10,156	$ 51,683	$ 95,797	$ 56,165

Notes:
(1) Rutherford County Schools do not engage in any business-type activites.

Table 3

Rutherford County, Tennessee
Governmental Activities Tax Revenue by Source
General Government
Last Ten Fiscal Years
(accrual basis of accounting)
(amounts expressed in thousands)

Fiscal Year	Property Tax for General Purposes	Property Tax for Debt Service	Payment in Lieu of Taxes	Sales Tax - Primary Government	Hotel/ Motel Tax	Wheel Tax	Business Tax	Mixed Drink Tax	Litigation Tax	Develop. Tax	Mineral Severance Tax	Wholesale Beer Tax	Bank Excise Tax	Interstate Telecom. Tax	Other Local Tax - Primary Govt.	Total
2010	$ 36,393	$ 39,729	$ 5,535	$ 2,035	$ 951	$ 5,696	$ 1,424	$ -	$ 2,242	$ 1,395	$ 232	$ 837	$ -	$ 1	$ -	$ 96,470
2011	39,193	37,780	7,084	1,671	1,067	5,729	1,709	-	2,232	865	220	811	77	1	-	98,439
2012	41,132	36,077	6,751	1,583	1,216	5,860	1,824	-	2,422	2,051	257	825	68	5	-	100,071
2013	41,259	36,121	14,346	2,189	1,400	5,999	2,189	-	2,449	3,210	249	832	86	7	-	110,336
2014	45,676	36,193	8,356	2,454	1,551	6,180	2,155	-	2,424	3,719	328	883	136	8	-	110,063
2015	46,711	36,958	7,778	3,463	1,708	6,449	2,454	17	2,080	3,353	346	969	152	8	-	112,446
2016	47,850	37,883	8,380	4,141	2,061	6,684	2,455	17	2,092	5,188	433	1,064	283	7	-	118,538
2017	47,990	43,250	8,399	4,252	4,248	6,988	2,739	10	3,191	6,196	478	1,089	461	6	-	129,297
2018	50,271	45,938	7,780	4,379	4,517	7,232	2,814	-	3,378	5,807	445	1,019	513	-	-	134,093
2019	51,698	47,259	7,942	4,919	4,494	7,390	3,051	6	3,447	6,484	549	998	627	-	-	138,864

Table 3a

Rutherford County, Tennessee
Governmental Activities Tax Revenue by Source
Rutherford County Board of Education
Last Ten Fiscal Years
(accrual basis of accounting)
(amounts expressed in thousands)

Fiscal Year	Property Tax for Ruth. Co. Schools	Payment in Lieu of Taxes	Sales Tax - Ruth. Co. Schools	Wheel Tax	Business Tax	Mixed Drink Tax	Interstate Telecom. Tax	Total
2010	$ 59,597	$ 828	$ 35,408	$ 3,214	$ 1,120	$ -	$ 13	$ 100,180
2011	61,012	841	37,871	3,255	1,360	-	10	104,349
2012	61,080	871	40,663	3,321	1,442	-	14	107,391
2013	61,721	890	43,798	3,430	1,750	-	19	111,608
2014	65,551	949	46,244	3,538	1,726	1,048	22	119,078
2015	66,830	941	50,348	3,654	1,960	492	22	124,247
2016	79,583	987	54,870	3,787	2,272	403	19	141,921
2017	79,769	935	59,370	3,965	2,395	424	19	146,877
2018	82,810	942	62,304	4,096	2,422	494	-	153,068
2019	85,271	886	65,528	4,191	2,631	537	-	159,044

Rutherford County, Tennessee
General Government Fund Balances - Primary Government
Last Ten Fiscal Years
(modified accrual basis of accounting)
(amounts expressed in thousands)

Table 4

	2010	(Note 1) 2011	(Note 1) 2012	(Note 1) 2013	(Note 1) 2014	(Note 1) 2015	(Note 1) 2016	(Note 1) 2017	(Note 1) 2018	(Note 1) 2019
PRIMARY GOVERNMENT										
General Fund										
Nonspendable: Prepaid Items	$ -	$ 43	$ 46	$ 34	$ 24	$ 41	$ 29	$ 42	$ 37	89
Reserved	4,013	-	-	-	-	-	-	-	-	-
Restricted										
General Government	-	589	588	407	379	426	490	542	603	660
Finance	-	11	22	21	36	71	97	131	129	124
Admin of Justice	-	419	636	861	1,052	1,034	1,013	658	768	783
Public Safety	-	1,629	428	116	72	246	11	85	35	120
Public Health & Welfare	-	-	99	46	126	212	71	116	53	8
Other Operations	-	32	-	-	-	-	-	-	-	-
Capital Projects	-	2,980	1,742	1,858	2,030	1,636	2,630	2,839	2,150	3,232
Committed										-
General Government	-	155	471	132	183	105	422	662	1,200	265
Finance	-	51	129	102	255	233	454	237	201	187
Admin of Justice	-	5	-	1	3	5	252	21	13	14
Public Safety	-	524	315	401	341	381	969	479	661	594
Public Health & Welfare	-	291	94	81	96	102	132	136	84	113
Agriculture & Natural Resources	-	229	208	211	248	231	292	412	493	506
Other Operations	-	20	7	2	-	-	4	2	1	1
Assigned for Other Purposes	-	2,210	3,838	3,443	1,471	6,351	6,159	8,089	7,400	7,183
Unassigned	-	14,524	14,687	16,332	19,532	20,017	23,625	24,267	31,198	36,434
Unreserved	18,694	-	-	-	-	-	-	-	-	-
Total General Fund	$ 22,707	$ 23,712	$ 23,310	$ 24,048	$ 25,848	$ 31,091	$ 36,650	$ 38,718	$ 45,026	$ 50,313
All Other Govenmental Funds										
Reserved	$ 2,628	$ -	$ -	$ -	$ -	$ -	$ -	$ -	$ -	$ -
Restricted										
Admin of Justice	-	286	314	-	-	-	-	-	-	-
Public Safety	-	709	664	897	878	984	1,101	1,301	824	759
Public Health & Welfare	-	669	-	8	-	29	-	6	-	1
Highways/Public Works	-	1,351	-	-	-	-	-	-	-	-
Debt Service	-	-	-	-	2,909	2,895	2,861	2,711	2,559	2,403
Capital Projects	-	-	5,750	3,149	7,026	5,975	-	24,321	2,015	1,455
Committed										-
Public Health & Welfare	-	29	20	-	-	-	-	-	-	-
Highways/Public Works	-	-	1,780	1,640	1,831	1,992	2,125	2,228	2,306	2,283
Capital Projects	-	741	-	-	-	-	-	-	-	-
Debt Service	-	-	1,821	1,821	1,821	1,821	1,821	1,821	1,821	1,821
Assigned										-
General Government	-	-	-	-	-	-	256	181	175	175
Finance	-	110	110	110	110	125	672	650	525	550
Admin of Justice	-	173	246	72	230	81	125	304	602	464
Public Health & Welfare	-	7,402	8,681	10,325	8,800	9,068	10,650	11,635	12,712	12,556
Other Operations	-	715	1,268	1,049	479	275	201	127	166	206
Highways/Public Works	-	5,507	5,532	6,680	7,391	8,441	10,301	11,332	13,452	14,845
Debt Service	-	35,734	33,994	33,329	33,979	33,646	33,903	41,009	47,538	50,871
Unassigned	-	-	-	-	-	-	(3,332)	-	-	-
Unreserved, reported in:										-
Special revenue funds	14,376	-	-	-	-	-	-	-	-	-
Debt Service	33,214	-	-	-	-	-	-	-	-	-
Capital projects funds	196	-	-	-	-	-	-	-	-	-
Total All Other Govenmental Funds	$ 50,414	$ 53,426	$ 60,180	$ 59,080	$ 65,454	$ 65,332	$ 60,684	$ 97,626	$ 84,695	$ 88,389

(Note 1) GASB Statement 54, "Fund Balance Reporting and Governmental Fund Type Definitions" was effective and implemented for the fiscal year ended June 30, 2011. Restricted Fund Balances were reported as Reserved Fund Balances in prior fiscal periods. Committed, Assigned and Unassigned Fund Balances were reported as Unreserved Fund Balances in prior periods.

Table 4a

Rutherford County, Tennessee
General Government Fund Balances - Rutherford County Board of Education
Last Ten Fiscal Years
(modified accrual basis of accounting)
(amounts expressed in thousands)

	2010	(Note 1) 2011	(Note 1) 2012	(Note 1) 2013	(Note 1) 2014	(Note 1) 2015	(Note 1) 2016	(Note 1) 2017	(Note 1) 2018	(Note 1) 2019
COMPONENT UNIT - Rutherford County Board of Education										
General Purpose School Fund										
Reserved	$ 3,123	$ -	$ -	$ -	$ -	$ -	$ -	$ -	$ -	$ -
Nonspendable: Prepaid Items	-	-	-	16	4	5	6	4	13	571
Restricted	-	797	266	233	240	352	-	-	-	-
For Education	-	-	-	-	-	-	414	430	364	203
For Capital Projects	-	-	-	-	-	-	120	34	34	-
For Hybrid Retirement Stabilization	-	-	-	-	-	-	-	-	-	979
Committed	-	11	-	-	-	-	-	-	5,336	294
Assigned	-	6,873	9,253	11,996	12,275	12,183	7,868	9,763	18,173	21,736
Unassigned	-	12,641	14,890	15,266	15,189	17,330	33,493	32,688	27,409	38,638
Unreserved	16,318	-	-	-	-	-	-	-	-	-
Total General Purpose School Fund	$ 19,441	$ 20,322	$ 24,409	$ 27,511	$ 27,708	$ 29,870	$ 41,901	$ 42,919	$ 51,329	$ 62,421
All other School Funds										
Nonspendable: Inventory	$ -	$ 249	$ 200	$ 233	$ 294	$ 193	$ 180	$ 224	$ 243	$ 222
Reserved	8,409	-	-	-	-	-	-	-	-	-
Restricted										
Education	-	4,989	5,348	4,853	4,089	4,271	4,339	4,348	3,690	4,383
Capital projects	-	1,482	30,144	4,287	13,719	34,697	14,990	29,844	67,392	22,822
Committed										
Education	-	1,000	1,000	1,000	1,000	1,000	1,000	1,000	1,000	1,000
Capital projects	-	571	-	-	-	-	-	-	-	-
Unreserved, reported in:										
Debt Service	-	-	-	-	-	-	-	-	-	-
Special revenue funds	4,695	-	-	-	-	-	-	-	-	-
Capital projects funds	3,549	-	-	-	-	-	-	-	-	-
Total all other School Funds	$ 16,653	$ 8,291	$ 36,692	$ 10,373	$ 19,102	$ 40,161	$ 20,509	$ 35,416	$ 72,325	$ 28,427

(Note 1) GASB Statement 54, "Fund Balance Reporting and Governmental Fund Type Definitions" was effective and implemented for the fiscal year ended June 30, 2011. Restricted Fund Balances were reported as Reserved Fund Balances in prior fiscal periods. Committed, Assigned and Unassigned Fund Balances were reported as Unreserved Fund Balances in prior periods.

Table 5

Rutherford County, Tennessee
Changes in Fund Balances - Governmental Funds - Primary Government
Last Ten Fiscal Years
(amounts expressed in thousands)

	2010	2011	2012	2013	2014	2015	2016	2017	2018	2019
Revenues										
Taxes	$ 98,054	$ 98,854	$ 100,192	$ 102,654	$ 110,352	$ 112,660	$ 118,102	$ 129,425	$ 134,395	$ 138,692
Licenses & Permits	1,295	1,276	1,421	1,643	1,702	1,923	2,224	2,513	2,590	2,584
Fines & Forfeitures	2,490	2,479	2,531	3,051	2,723	2,691	2,743	2,395	2,559	2,224
Charges for Service	12,511	10,856	11,750	11,564	12,410	12,852	15,658	16,778	17,936	17,108
Other Local Revenue	2,667	1,880	3,215	1,680	1,842	2,073	2,309	3,399	5,548	5,959
Fees from Co. Officials	6,621	9,407 (1)	10,232 (1)	10,904 (1)	10,254 (1)	10,603 (1)	9,938 (2)	10,740 (2)	11,040 (2)	11,774 (2)
State Revenues	9,162	9,856	11,259	11,529	10,160	11,566	12,441	13,114	16,134	16,163
Federal Revenues	1,297	1,817	2,080	1,836	1,657	1,823	1,556	1,289	1,044	1,259
Other Govt/Citizens	2,299	1,045	887	2,157	2,669	2,171	1,084	1,443	1,298	2,518
Total revenues	$ 136,396	$ 137,470	$ 143,567	$ 147,018	$ 153,769	$ 158,362	$ 166,055	$ 181,096	$ 192,544	$ 198,281
Expenditures										
General Government	$ 7,090	$ 7,943 (1)	$ 8,757 (1)	$ 9,754 (1)	$ 9,446 (1)	$ 9,270 (1)	$ 9,421 (2)	$ 10,453 (2)	$ 13,128 (2)	$ 12,092 (2)
Finance	7,065	7,437 (1)	7,993 (1)	8,439 (1)	8,987 (1)	9,335 (1)	8,900 (2)	9,892 (2)	9,959 (2)	10,364 (2)
Admin. Of Justice	6,487	6,700	6,803	7,674	7,906	7,808	8,229	10,208	10,312	11,576
Public Safety	35,072	37,477	41,091	42,411	46,708	47,955	49,929	51,332	53,529	55,571
Public Health/Welfare	15,867	16,639	17,387	17,460	19,579	18,928	19,589	21,409	22,698	23,734
Social, Cultural/Rec.	1,422	1,476	2,112	2,264	2,267	2,307	2,687	2,802	2,920	2,974
Agriculture & Natural	780	874	964	908	980	1,030	999	1,092	1,087	1,214
Other Operations	8,535	7,540	5,288	5,439	7,071	5,621	6,213	7,330	6,067	7,036
Highway & Bridge	7,811	7,395	8,659	7,850	7,690	8,622	7,684	10,887	10,154	11,588
Debt Service:										-
Principal	22,375	31,935	23,115	30,177	44,430	27,906	29,017	28,574	30,505	34,148
Interest	17,815	14,277	15,339	14,587	14,119	13,693	13,739	14,188	16,558	18,455
Other charges	-	858	504	7,662	317	9,282	-	3,671	499	355
Capital Projects	4,709	1,062	52,130	4,853	22,181	39,639	9,358	87,954	110,345	45,976
	$ 135,028	$ 141,613	$ 190,142	$ 159,478	$ 191,681	$ 201,396	$ 165,765	$ 259,792	$ 287,761	$ 235,083
Excess of revenues over (under) expenditures	$ 1,368	$ (4,143)	$ (46,575)	$ (12,460)	$ (37,912)	$ (43,034)	$ 290	$ (78,696)	$ (95,217)	$ (36,802)

(1) Effective October 1, 2010 all fees from the offices of Register of Deeds and County Clerk were remitted to the county and the salaries for their operations are included in the Primary Government
(2 Effective January 1, 2016 offices of Register of Deeds and County Clerk became excess fee offices, and the salaries for their operations are NOT included in the Primary Government

Table 5

Rutherford County, Tennessee
Changes in Fund Balances - Governmental Funds - Primary Government
Last Ten Fiscal Years (Cont.)
(amounts expressed in thousands)

	2010	2011	2012	2013	2014	2015	2016	2017	2018	2019
Other financing sources (uses)										
Transfers in	$ 6,413	$ 1,873	$ 3,749	$ 1,209	$ 1,132	$ 1,304	$ 1,064	$ 2,554	$ 2,025	$ 1,707
Transfers out	(5,997)	(1,389)	(3,254)	(678)	(566)	(748)	(514)	(1,962)	(1,421)	(1,079)
Insurance Recovery	12	49	14	253	43	48	71	64	127	214
Capital Lease Issued	-	-	-	947	-	341	-	-	-	-
Bond proceeds	-	-	49,259	-	24,270	33,864	-	101,000	81,530	40,680
Note proceeds	-	-	-	-	-	-	-	-	-	-
Other Loans Issued	-	-	-	-	-	-	-	2,163	639	444
Refunding Debt Issued	-	-	20,021	65,700	18,600	30,526	-	25,640	-	-
Proceeds on refunded bonds	-	140,275	-	-	-	-	-	-	-	-
Payments to refunded bond escrow agent	-	(153,003)	(21,420)	(60,420)	-	(25,730)	-	(27,320)	-	-
Premiums on Debt Issued	-	20,355	4,557	5,402	2,608	8,549	-	15,567	5,694	3,817
Sale of Capital Assets	-	-	-	-	-	-	-	-	-	-
TOTAL OTHER SOURCES	$ 428	$ 8,160	$ 52,926	$ 12,413	$ 46,087	$ 48,154	$ 621	$ 117,706	$ 88,594	$ 45,783
Net change in fund balances	$ 1,796	$ 4,017	$ 6,351	$ (47)	$ 8,175	$ 5,120	$ 911	$ 39,010	$ (6,623)	$ 8,981
Debt Service as a percentage of noncapital expenditures	30.9%	33.2%	21.1%	29.0%	31.6%	21.3%	28.1%	20.1%	18.3%	22.8%
Capital Expenditures	$ 4,924	$ 2,299	$ 7,583	$ 5,048	$ 6,314	$ 6,268	$ 13,551	$ 46,623	$ 30,149	$ 4,539

General Governmental TAX Revenues by Source
Last Ten Fiscal Years (expressed in thousands)

	2010	2011	2012	2013	2014	2015	2016	2017	2018	2019
Property Tax & PILOT	$ 83,035	$ 84,328	$ 84,212	$ 84,076	$ 90,540	$ 91,753	$ 93,712	$ 99,664	$ 104,408	$ 106,858
Sales Tax	2,016	1,814	1,452	2,157	2,428	3,370	4,106	4,355	4,262	4,788
Hotel/Motel Tax	951	1,067	1,216	1,400	1,551	1,709	2,061	4,248	4,517	4,494
Wheel Tax	5,695	5,729	5,860	5,999	6,180	6,449	6,684	6,989	7,232	7,390
Litigation Tax	2,242	2,231	2,422	2,449	2,424	2,080	2,092	3,191	3,378	3,447
Business Tax	1,424	1,709	1,824	2,189	2,155	2,454	2,455	2,739	2,814	3,051
Mixed Drink Tax	-	-	-	-	-	17	17	9	-	6
Mineral Severance	232	221	257	249	328	346	433	478	445	549
Development Tax	1,395	866	2,051	3,210	3,719	3,353	5,188	6,196	5,807	6,484
Bank Excise Tax	219	77	68	86	135	152	283	461	513	627
Wholesale Beer Tax	837	811	825	832	883	969	1,064	1,089	1,019	998
Other Statutory Tax	8	1	5	7	8	8	7	6	-	
	$ 98,054	$ 98,854	$ 100,192	$ 102,654	$ 110,351	$ 112,660	$ 118,102	$ 129,425	$ 134,395	$ 138,692

Table 5a

Rutherford County, Tennessee
Changes in Fund Balances - Governmental Funds - Rutherford County School Department
Last Ten Fiscal Years
(amounts expressed in thousands)

	2010	2011	2012	2013	2014	2015	2016	2017	2018	2019
Revenues										
Taxes	$ 99,907	$ 104,406	$ 107,183	$ 111,728	$ 118,961	$ 123,915	$ 141,531	$ 146,700	$ 152,564	$ 158,635
Licenses & Permits	11	12	12	11	12	13	12	14	13	12
Charges for Service	6,594	6,591	6,702	6,595	6,844	6,466	6,661	7,183	7,320	7,790
Other Local Revenue	743	518	432	317	407	326	607	715	1,436	1,959
State Revenues	144,467	153,732	156,628	165,852	177,327	175,350	184,802	200,020	217,057	227,973
Federal Revenues	24,958	32,939	29,669	25,586	26,193	24,265	25,541	25,861	27,362	28,914
Other Govt/Citizens	-	-	48,257	947	17,755	35,625	-	45,406	87,349	44,586
Total revenues	$ 276,680	$ 298,198	$ 348,883	$ 311,036	$ 347,499	$ 365,960	$ 359,154	$ 425,899	$ 493,101	$ 469,869
Expenditures										
Education										
Instruction	$ 167,761	$ 186,041	$ 183,565	$ 192,389	$ 206,228	$ 206,071	$ 219,513	$ 224,316	$ 246,325	$ 259,080
Support Services	82,355	89,164	90,621	92,795	99,697	100,128	103,746	110,561	120,208	126,709
Operational Services	15,070	17,602	18,696	18,745	20,152	18,418	19,327	20,806	22,432	22,435
Capital Outlay	124	2	-	35	74	41	49	33	5	45
Debt Service										
Principal	601	673	933	-	-	-	-	-	-	-
Interest	89	73	75	-	-	-	-	-	-	-
Other Debt Service	-	13	-	1,124	550	550	510	424	547	725
Capital Projects	38,137	13,724	23,020	29,265	11,900	17,531	23,635	53,867	58,700	93,716
	$ 304,137	$ 307,292	$ 316,910	$ 334,353	$ 338,601	$ 342,739	$ 366,780	$ 410,007	$ 448,217	$ 502,710
Excess of revenues over (under) expenditures	$ (27,457)	$ (9,094)	$ 31,973	$ (23,317)	$ 8,898	$ 23,221	$ (7,626)	$ 15,892	$ 44,884	$ (32,841)
Other financing sources (uses)										
Transfers in	$ 724	$ 907	$ 244	$ 278	$ 847	$ 223	$ 148	$ 19,307	$ 4,763	$ 311
Transfers out	(724)	(907)	(244)	(278)	(847)	(223)	(148)	(19,307)	(4,763)	(311)
Insurance Recovery	-	4	-	100	29	-	3	34	435	36
Note proceeds	-	1,609	-	-	-	-	-	-	-	-
Capital Leases Issued	-	-	514	-	-	-	-	-	-	-
Sale of Capital Assets	-	-	-	-	-	-	-	-	-	-
TOTAL OTHER SOURCES	$ -	$ 1,613	$ 514	$ 100	$ 29	$ -	$ 3	$ 34	$ 435	$ 36
Net change in fund balances	$ (27,457)	$ (7,481)	$ 32,487	$ (23,217)	$ 8,927	$ 23,221	$ (7,623)	$ 15,926	$ 45,319	$ (32,805)
Debt Service as a percentage of noncapital expenditures	0.3%	0.3%	0.3%	0.4%	0.2%	0.2%	0.1%	0.1%	0.1%	0.2%
Capital expenditures	$ 30,607	$ 8,243	$ 21,028	$ 26,066	$ 14,800	$ 14,800	$ 21,388	$ 47,181	$ 54,739	$ 83,640

Table 5a

General Governmental TAX Revenues by Source - Rutherford County School Department
Last Ten Fiscal Years (expressed in thousands)

	2010	2011	2012	2013	2014	2015	2016	2017	2018	2019
Property Tax & PILOT	$ 60,201	$ 62,104	$ 62,093	$ 62,966	$ 66,656	$ 67,812	$ 80,435	$ 80,870	$ 83,703	$ 85,922
Sales Tax	35,359	37,676	40,313	43,563	45,970	49,976	54,616	59,027	61,849	65,354
Wheel Tax	3,214	3,255	3,321	3,430	3,538	3,654	3,787	3,965	4,096	4,191
Business Tax	1,120	1,360	1,442	1,750	1,726	1,960	2,272	2,395	2,422	2,631
Mixed Drink Tax	-	-	-	-	1,048	492	402	424	494	537
Other Statutory Tax	13	11	14	19	23	22	19	19	-	-
	$ 99,907	$ 104,406	$ 107,183	$ 111,728	$ 118,961	$ 123,916	$ 141,531	$ 146,700	$ 152,564	$ 158,635

Table 6

Rutherford County, Tennessee
Assessed and Estimated Actual Value of Property
Last Ten Fiscal Years

Fiscal Year Ending June 30	Tax Year	Tax Rate	Real Property Estimated	Real Property Assessed	Personal Property Estimated	Personal Property Assessed	Public Utilities Estimated	Public Utilities Assessed	Equalization Ratio	Total Estimated	Total Assessed	Ratio of Total Assessed Value To Total Estimated Actual Value
2010	2009	$ 2.7350	$ 18,384,728,400	$ 4,813,887,200	$ 1,402,580,731	$ 403,644,400	$ 279,699,422	$ 153,834,682	100.00%	$ 20,067,008,553	$ 5,371,366,282	26.77%
2011	2010	2.4652	20,423,301,900	5,472,574,875	1,333,641,764	400,109,784	293,610,342	161,485,688	100.00%	22,050,554,006	6,034,170,347	27.37%
2012	2011	2.4652	20,633,088,200	5,537,544,840	1,299,222,491	389,784,765	310,078,927	170,543,410	100.00%	22,242,389,618	6,097,873,015	27.42%
2013	2012	2.4652	20,974,337,000	5,555,708,640	1,296,736,046	389,047,357	319,269,575	175,598,266	100.00%	22,590,342,621	6,120,354,263	27.09%
2014	2013	2.5652	21,149,775,795	5,556,719,200	1,380,529,310	414,179,684	317,885,769	174,885,573	100.00%	22,848,190,874	6,145,784,457	26.90%
2015	2014	2.4867	21,958,803,500	5,835,198,655	1,454,341,773	436,351,047	343,768,392	189,072,616	100.00%	23,756,913,665	6,460,622,318	27.19%
2016	2015	2.6800	22,388,256,768	5,965,452,501	1,439,914,594	432,002,439	372,429,031	204,835,967	100.00%	24,200,600,393	6,602,290,907	27.28%
2017	2016	2.6800	23,465,756,790	6,214,946,839	1,634,689,379	446,605,834	458,944,060	200,329,082	90.95%	28,102,683,045	6,861,881,755	24.42%
2018	2017	2.6800	24,448,618,078	6,484,653,382	1,826,626,737	498,900,870	452,694,692	197,601,233	90.95%	29,387,509,079	7,181,155,485	24.44%
2019	2018	2.0994	29,756,086,216	8,621,391,968	1,988,454,170	597,068,154	527,227,031	230,134,599	100.00%	32,271,767,417	9,448,594,721	29.28%

Sources: Trustee Tax Rolls, Assessor Geographic Tax Rolls, Public Service Commission, Comptroller's Tax Aggragate Report

Table 7

Rutherford County, Tennessee
Property Tax Rates (per $100 assessed value)
Direct and Overlapping Governments
Last Ten Fiscal Years

Fiscal Year Ending June 30	Tax Year	Rutherford County: County Operating	Rutherford County: Education	Rutherford County: Debt Service	Rutherford County: Total County Rate	(1) Average Daily Attendance Factor	(2) Net County Rate	Percent of Direct Tax Rate Collected for Benefit of the City of Murfreesboro	Overlapping Rate: City of Murfreesboro	Overlapping Rate: Town of Smyrna	Overlapping Rate: City of LaVergne	Overlapping Rate: City of Eagleville	Total Direct & Overlapping Rate (3)
2010	2009	$ 0.6800	$ 1.3150	$ 0.7400	$ 2.7350	$ 0.1537	$ 2.53	7.39%	$ 1.4070	$ 0.8600	$ 0.5000	$ 0.9200	$ 6.4220
2011	2010**	0.6509	1.1881	0.6262	2.4652	0.1482	2.2891	7.14%	1.2703	0.7595	0.5000	0.7512	5.7462
2012	2011	0.6809	1.1881	0.5962	2.4652	0.1498	2.2872	7.22%	1.2703	0.7595	1.0000	0.7512	6.2462
2013	2012	0.6809	1.1881	0.5962	2.4652	0.1430	2.2953	6.89%	1.2703	0.7595	1.0000	0.7512	6.2462
2014	2013	0.7409	1.2381	0.5862	2.5652	0.1424	2.3889	6.87%	1.2703	0.9095	1.0000	0.7512	6.4962
2015	2014**	0.7182	1.2002	0.5683	2.4867	0.1494	2.3139	6.95%	1.2066	0.8840	1.0000	0.7282	6.3055
2016	2015	0.7182	1.3935	0.5683	2.6800	0.1501	2.4783	7.53%	1.2066	0.8840	0.9750	0.7282	6.4738
2017	2016	0.6982	1.3535	0.6283	2.6800	0.1490	2.4870	7.20%	1.2066	0.8840	0.9500	0.7282	6.4488
2018	2017	0.6982	1.3435	0.6383	2.6800	0.1503	2.4871	7.20%	1.2066	0.8840	0.9500	0.7282	6.4488
2019	2018**	0.5470	1.0524	0.5000	2.0994	0.1495	0.1949	7.16%	0.9494	0.7007	0.7100	0.5570	5.0165

Source: Rutherford County Trustee, Rutherford County Assessor and City/Town Recorders,

(1) Average daily attendance factor is the weighted full time equivalent determined by the Tennessee Department of Education and is based on the number of students attending county and city school systems. By law, Rutherford County must share locally generated revenue directed to the school's general operating fund with the City of Murfreesboro for its school system.

(2) Net county rate is arrived at by multiplying the portion of the tax rate designated for school operating purposes by the ADA factor and subtracting from the total county rate.

(3) Overlapping rates are those of local governments that apply to property owners within Rutherford County. Not all overlapping rates apply to all Rutherford County property owners (e.g., the rates for the city/town apply only to the portion of the Rutherford County property owners whose property is located within the geographic boundaries of the city/town.

** Reappraisal year

Table 8

Rutherford County, Tennessee
Principal Taxpayers
For the Fiscal Year Ended June 30, 2019

Taxpayer / Type of Business	2018 Rank	2018 Assessed Valuation	2018 Tax Liability	Percentage of Total Taxes Levied (2)	2009 Rank	2009 Assessed Valuation	2009 Tax Liability	Percentage of Total Taxes Levied (2)
Nissan Motor Mfg. Co.	1	$ 627,001,824	$ 5,322,206	2.69%	1	$ 492,542,194	$ 4,613,982 (1)	3.09%
Automobile Maker								
Pillsbury Co./General Mills	2	107,686,020	1,962,275	0.99%	3	47,697,357	1,304,484	0.87%
Bakery Goods								
Middle Tennessee Electric	3	89,490,435	1,815,781	0.92%	2	52,666,905	1,440,440	0.97%
Public Utility-Electric Company								
Prologis	4	66,598,700	1,398,171	0.71%				
Real Estate Develoment								
Heins Global Reit / CF Murfreesboro Assoc.	5	66,079,320	1,387,269	0.70%	5	30,643,834	838,109	0.56%
Retail Mall (The Avenues)								
Bridgestone	6	42,453,936	891,278	0.45%	4	45,513,965	1,244,807	0.83%
Tire Maker								
Swanson Development	7	28,406,359	596,363	0.30%				
Commerical Properties								
Atmos	8	27,012,706	567,107	0.29%				
Public Utility								
LC Henley Station, LLC	9	25,014,040	525,145	0.27%				
Apartments								
HCA Health Services	10	24,645,406	517,405	0.26%	10	19,369,816	529,764	0.36%
Stone Crest Medical Center								
CH Realty (formerly Southpark, Nashville, LLC)					6	29,810,160	815,309	0.55%
Warehousing								
Embassy Suites					7	22,362,676	611,619	0.41%
Hotel/Convention Center								
BellSouth					8	21,863,104	597,956	0.40%
Public Utility - Telephne								
Transwestern Stones River					9	20,204,120	552,582	0.37%
Retail Mall								
				7.57%				8.41%

Source: Trustee Tax Rolls, In-Lieu-of Tax Agreements

(1) The taxes represent $693,399 (2018 tax year) and $1,082,976 (2009 tax year) collected on real and personal property not covered by the PILOT agreement. The remaining amounts of $4,628,807 (2018) and $3,531,006 (2009) represent net tax payments collected through payment in-lieu of tax agreements.

(2) This information is presented instead of the percent of assessed value, since Nissan's payment is principally based on a payment in-lieu-of tax agreement that is not assessment driven.

Table 9

Rutherford County, Tennessee
Property Tax Levies and Collections-By Tax Year
Last Ten Fiscal Years
As of June 30, 2019

Tax Year	Total Tax Levy	Fiscal Year Tax Collections	Percent of Fiscal Year Collected	Delinquent Tax Collections	Total Tax Collections	Ratio of Total Tax Collections to Tax Levy	Outstanding Delinquent Taxes	Ratio of Delinquent Taxes to Total Tax Levy
2009	$ 147,086,182	$ 140,414,404	95.46%	$ 6,467,246	$ 146,881,650	99.86%	$ 204,532	0.14%
2010	149,180,338	142,559,175	95.56%	6,466,820	149,025,995	99.90%	154,343	0.10%
2011	149,526,088	143,397,179	95.90%	6,006,047	149,403,226	99.92%	122,862	0.08%
2012	149,938,381	145,139,838	96.80%	4,678,647	149,818,485	99.92%	119,896	0.08%
2013	157,643,335	153,702,248	97.50%	3,782,914	157,485,162	99.90%	158,173	0.10%
2014	160,554,547	157,029,432	97.80%	3,359,558	160,388,990	99.90%	165,557	0.10%
2015	177,329,882	173,966,599	98.10%	3,163,232	177,129,831	99.89%	200,051	0.11%
2016	183,684,656	180,789,656	98.42%	2,633,269	180,789,656	98.42%	261,731	0.14%
2017	192,522,373	189,470,950	98.42%	2,374,079	189,470,950	98.42%	677,344	0.35%
2018	197,965,359	189,470,950	95.71%	(1)	189,470,950	95.71%	3,548,491	1.79%

Source: Trustee tax collection records and tax rolls, clerk and master tax collection records.

(1) Taxes are current until August 1st of the following year.

Table 10

Rutherford County, Tennessee
Assessed and Estimated Actual Value of In-Lieu-of Tax Agreements
and Tax Payments
Last Ten Fiscal Years

Fiscal Year Ending June 30	Tax Year	Estimated	Assessed	Tax Payments
2010	2009	$1,573,637,743	$ 539,332,403	$ 5,552,281
2011	2010	1,476,530,477	519,267,644	4,784,111
2012	2011	1,465,228,011	515,936,044	4,624,731
2013	2012	1,505,018,217	530,373,686	4,901,701
2014	2013	2,153,933,838	735,080,954	6,351,606
2015	2014	2,104,185,762	722,166,495	6,055,327
2016	2015	2,015,195,277	691,418,633	6,051,274
2017	2016	2,027,809,763	684,509,281	6,097,602
2018	2017	2,005,770,586	683,852,116	6,189,101
2019	2018	2,159,563,288	746,458,126	6,174,236

Source: In lieu of tax agreements

NOTE: Property subject to in-lieu-of tax payment is included in the agreement with each company. The county had PILOT agreements with 16 companies in 2018-2019. Nissan represents approximately 79.39% of the total estimated assessed values of properties under PILOTs and paid 68.6% of the total PILOTs. Section 7-53-305, *TCA* is the statutory basis for these agreements, which allows the county's Industrial Development Board to finance new development with revenue bonds, and establish these agreements during the term of the bonds.

In-lieu-of tax revenues are included in the General Fund. The revenues reflected in the financial statements include payments received from Nissan for the Town of Smyrna, Tennessee. Smyna's portion of the payment has not been reflected in this table.

Table 11

Rutherford County, Tennessee
Ratio of Net General Obligation Bonded Debt
Last Ten Fiscal Years

Fiscal Year	General Bonded Debt	(3) Less: Amounts Available in Debt Service Funds	Net Bonded Debt (3)	Assessed Value	% of Net Bonded Debt to Assessed Value	(1) Population	Bonded Debt per Capita	% of Bonded Debt to Total Personal Income (2)	Net Bonded Debt per Capita	% of Net Bonded Debt to Total Personal Income (2)
2010	$ 384,030,000	$ 33,214,372	$ 350,815,628	$ 5,371,366,282	6.53%	257,048	$ 1,494	4.91%	$ 1,365	4.49%
2011	354,180,000	0	354,180,000	6,034,170,347	5.87%	262,604	1,349	4.30%	1,349	4.30%
2012	379,345,000	0	379,345,000	6,097,873,015	6.22%	268,921	1,411	4.34%	1,411	4.34%
2013	356,489,102	0	356,489,102	6,120,354,263	5.82%	274,454	1,299	3.93%	1,299	3.93%
2014	356,302,259	0	356,302,259	6,145,784,457	5.80%	281,029	1,268	3.80%	1,268	3.80%
2015	361,267,344	0	361,267,344	6,460,622,318	5.59%	288,906	1,250	3.56%	1,250	3.56%
2016	332,250,683	0	332,250,683	6,602,290,907	5.03%	298,612	1,113	3.18%	1,113	3.18%
2017	405,159,525	0	405,159,525	6,861,881,755	5.90%	308,251	1,314	3.60%	1,314	3.60%
2018	456,823,706	0	456,823,706	7,181,155,485	6.36%	317,157	1,440	3.89%	1,440	3.89%
2019	463,800,273	0	463,800,273	9,448,594,721	4.91%	324,890	1,428	3.66%	1,428	3.66%

Sources: Table 6, Tennessee Dept. of Economic & Community Development, Census Bureau

(1) Population figures are estimated for all years except the 2011 fiscal year.
(2) See Table 13 for personal income data
(3) For fiscal periods 2011 through 2019, amounts available in Debt Service funds show $0 because the funds that are available are not restricted by an outside party.
NOTE: General Bonded Debt on this table includes capital outlay notes.

Table 12

Rutherford County, Tennessee
Direct and Overlapping Debt
General Obligation Bonds and Notes
As of June 30, 2019

				% of Estimated Property Value (1)	% of Assessed Property Value (1)
Direct Debt					
General Bonded Debt	$ 461,250,000				
County School District of Rutherford (Notes)	2,432,670				
County School District of Rutherford (Cap. Lease)	117,603				
Total Direct Debt		$ 463,800,273		100.00%	100.00%
Overlapping Debt					
City of Murfreesboro	$ 302,819,127			45.11%	47.18%
Town of Smyrna	27,497,850			15.72%	16.52%
City of LaVergne	10,135,000			11.55%	11.93%
City of Eagleville	298,631			0.27%	0.26%
Total Overlapping Debt		340,750,608			
Total Direct and Overlapping Debt			$ 804,550,881		

Source: City Recorders, Table 6, State of Tennessee 2018 Tax Aggregate Report,
Note (1) The percentages represent the ratio of the overlapping government's property value to the county's property value
Note (2) Amounts available in Debt Service funds do not include a long-term note receivable of $1,820,785.

Table 13

Rutherford County, Tennessee
Demographic Statistics
Last Ten Fiscal Years

Fiscal Year Ending June 30	(1) Population	Per Capita Income	Total Personal Income	(2) Median Age	County School Enrollment	Average Unemployment rate
2010	257,048	$ 30,400	$ 7,814,259,200	31.2	37,152	8.93%
2011	262,604	31,400	8,245,765,600	32.1	38,013	8.37%
2012	268,921	32,500	8,739,932,500	32.1	38,607	7.20%
2013	274,454	33,050	9,070,704,700	32.1	39,671	6.30%
2014	281,029	33,350	9,372,317,150	32.1	40,861	5.80%
2015	288,906	35,113	10,144,356,378	32.1	41,376	5.10%
2016	298,612	36,194	10,456,560,000	32.8	42,556	3.89%
2017	308,251	37,654	11,244,031,000	32.9	43,850	3.70%
2018	317,157	38,098	11,743,613,000	32.9	44,768	2.63%
2019	324,890	39,968	12,676,094,000	33.1	45,848	2.58%

Source: University of Tennessee, Center for Business & Economic Research,
Tennessee Department of Education, Bureau of Economic Analysis &
Business and Economic Research Center, TACIR
Tennessee Department of Economic & Community Development

(1) Populations are estimated for all years except fiscal year 2011.
(2) The Census Bureau determines the median age for local areas each decade. TNECD information used for 2016-2019.

Table 14

Rutherford County, Tennessee
Principal Employers
Current Year and Nine Years Ago

	2019			2010		
Employer	Employees	Rank	% of Total County Employment	Employees	Rank	% of Total County Employment
Nissan Motor Manufacuring Corp. USA	8,000	1	4.74%	4,400	2	3.28%
Rutherford County Government & Board of Education	6,482	2	3.84%	5,385	1	4.01%
Middle Tennessee State University	2,205	3	1.31%	2,151	3	1.60%
National Heathcare Corp.	2,071	4	1.23%			
Ingram Book Company	2,000	5	1.18%	1,324	7	0.99%
State Farm Insurance	1,650	6	0.98%	1,708	5	1.27%
Amazon Fulfillment Center	1,550	7	0.92%			
St. Thomas Rutherford	1,400	8	0.83%			
Alvin C. York Veterans Administration Medical Center	1,300	9	0.77%	1,563	6	1.16%
Assurion	1,250	10	0.74%	1,165	9	0.87%
City of Murfreesboro & Board of Education				2,025	4	1.51%
Middle Tennessee Medical Center				1,300	8	0.97%
Verizon				1,068	10	0.80%
Total			16.52%			16.46%

Source: Rutherford County Chamber of Commerce, Tennessee ECD

Table 15

Rutherford County, Tennessee
Full-Time Employees by Function
Last Ten Years

	Employees as of June 30,									
	2010	2011	2012	2013	2014	2015	2016	2017	2018	2019
Function:										
General Government	79	80	79	82	81	82	83	87	89	93
Finance	90	90	91	90	91	91	88	90	93	94
Justice	89	88	90	92	94	94	116	133	141	159
Public Safety	501	504	505	504	518	528	534	580	580	611
Health & Welfare	217	216	216	214	215	218	221	222	242	252
Agriculture	8	7	8	8	7	7	5	5	5	6
Other	3	3	3	3	3	3	3	3	3	3
Road & Bridge	70	72	64	64	64	64	60	65	65	67
Total	**1057**	**1060**	**1056**	**1057**	**1073**	**1087**	**1110**	**1185**	**1218**	**1285**
COMPONENT UNIT:										
Education	4,332	4,555	4,609	4,681	4,841	4,912	4,981	5,095	5,264	5,396

Source: Rutherford County Finance Department & Rutherford County Board of Education

Table 16

Rutherford County, Tennessee
Operating Indicators by Function

FUNCTION	2010	2011	2012	2013	2014	2015	2016	2017	2018	2019
General Government										
Registered Voters (1)	144,150	142,856	148,849	149,445	153,131	151,276	158,899	158,723	163,963	167,963
Building Permits Issued										
Single Family Homes	388	305	410	582	581	638	634	739	713	737
All other permits	1,549	1,445	1,620	1,837	1,868	2,016	2,189	2,625	2,682	2,492
Public Safety										
Number of warrants										
State - Issued	N/A	13,436	13,568	14,200	14,707	15,557	14,708	14,227	12,862	12,364
State - Served	12,012	12,722	12,484	12,755	13,469	13,626	11,513	10,670	10,561	9,939
Civil - Issued	N/A	19,394	19,902	19,576	19,750	19,804	19,526	18,663	17,325	18,237
Civil - Served	19,795	19,069	19,054	19,273	19,240	19,542	12,108	12,308	10,809	11,305
Rural Fire - Call Volumne	N/A	1,306	1,748	1,960	2,170	2,683	2,738	3,747	6,312	5,803
Public Health										
Ambulance- Call Volume	19,724	22,119	24,331	24,877	26,015	28,700	31,433	34,920	34,343	35,055
Response Time -avg. minutes	7.70	7.60	7.60	7.80	7.80	8.00	8.00	7.90	7.60	6.90
Animal Control										
Requests for service	16,539	14,328	15,920	16,430	18,628	18,707	18,681	18,837	20,825	21,555
Animals Impounded	8,616	8,208	8,403	7,982	7,740	6,876	6,949	6,701	7,286	6,615
Animals Adopted	2,010	1,658	1,471	1,701	1,754	1,939	2,516	3,104	3,735	3,176
Road & Bridge										
Street Resurfaced (miles)	57.4	55.9	56.2	37.9	52.3	35.1	36.5	48.1	41.2	48.2
Sanitation										
(tons per day)										
Refuse Collected	106.3	103.8	104.1	100.3	123.0	113.1	120.8	112.4	120.4	122.0
Recyclables Collected	8.3	12.4	14.9	15.0	14.1	13.6	11.3	24.9	15.7	17.2
Tires Collected	N/A	N/A	N/A	N/A	8.8	13.7	9.8	10.1	11.2	12.9

N/A = Information is not available for this time period.

Source: Election Commission, Building Codes, Sheriff's Department, Rural Fire Department, Ambulance Department, PAWS, Highway Department, and Convenience Center Department

(1) - The Election Commission purged 11,000 records in June, 2017.

Table 17

Rutherford County, Tennessee
Capital Assets by Function

FUNCTION	2010	2011	2012	2013	2014	2015	2016	2017	2018	2019
Highways and Streets										
Number of Streets in System	2,034	2,039	2,039	2,071	2,108	2,150	2,200	2,246	2,286	2,359
Number of Miles	964	965	963	967	976	971	973	980	974	972
Number of Bridges	164	165	165	166	166	166	166	166	166	167
Public Safety										
Number of Correctional Facilities	3	3	3	3	3	3	3	3	3	3
Health and Welfare										
Nursing Home	1	1	1	1	1	1	1	1	1	1
Number of Beds	131	131	131	131	131	131	131	131	131	131
Dispatch Station	1	1	1	1	1	1	1	1	1	1
Special Operations	1	1	1	1	1	1	1	1	1	1
Ambulance Stations	12	12	12	12	12	12	12	12	12	12
Number of ambulance units	25	25	25	25	27	29	28	32	34	33
Sanitation/Landfill										
Number of SW trucks	16	17	17	19	19	17	18	18	18	21
Health Department Facilities	2	2	2	2	2	2	2	2	2	2
Facilities and Services Not Included in the Primary Government										
Education:										
Form of Administration										
Number of Employees	4,332	4,555	4,609	4,681	4,841	4,912	4,981	5,095	5,264	5,396
Elementary Schools	24	24	24	24	24	24	24	24	24	24
Middle Schools	9	10	10	10	10	10	10	10	11	11
High Schools	7	7	7	7	8	8	8	8	8	8
K-12 School	1	1	1	1	1	1	1	1	1	1
Alternative School	2	2	2	2	2	2	2	2	2	2
Magnet School	-	1	1	1	1	1	1	1	1	1

Source: Rutherford County Highway Dept., Sheriff's Department, Ambulance Department, Convenience Center Department, Board of Education

SINGLE AUDIT SECTION

Justin P. Wilson
Comptroller

Jason E. Mumpower
Deputy Comptroller

Report on Internal Control Over Financial Reporting and on Compliance and Other Matters Based on an Audit of Financial Statements Performed in Accordance With *Government Auditing Standards*

Independent Auditor's Report

Rutherford County Mayor and
Board of County Commissioners
Rutherford County, Tennessee

To the County Mayor and Board of County Commissioners:

We have audited, in accordance with the auditing standards generally accepted in the United States of America and the standards applicable to financial audits contained in *Government Auditing Standards* issued by the Comptroller General of the United States, the financial statements of the governmental activities, the aggregate discretely presented component units, each major fund, and the aggregate remaining fund information of Rutherford County, Tennessee, as of and for the year ended June 30, 2019, and the related notes to the financial statements, which collectively comprise Rutherford County's basic financial statements, as listed in the table of contents, and have issued our report thereon dated November 1, 2019. Our report includes a reference to other auditors who audited the financial statements of the discretely presented Community Care of Rutherford County, Inc., and the Emergency Communications District, as described in our report on Rutherford County's financial statements. This report does not include the results of the other auditors' testing of internal control over financial reporting or compliance and other matters that are reported on separately by those auditors.

Internal Control Over Financial Reporting

In planning and performing our audit of the financial statements, we considered Rutherford County's internal control over financial reporting (internal control) to determine the audit procedures that are appropriate in the circumstances for the purpose of expressing our opinions on the financial statements, but not for the purpose of expressing an opinion on the effectiveness of Rutherford County's internal control. Accordingly, we do not express an opinion on the effectiveness of Rutherford County's internal control.

A *deficiency in internal control* exists when the design or operation of a control does not allow management or employees, in the normal course of performing their assigned functions, to prevent, or detect and correct, misstatements on a timely basis. A *material weakness* is a deficiency, or a combination of deficiencies, in internal control, such that there is a reasonable possibility that a material misstatement of the entity's financial statements will not be prevented, or detected and corrected on a timely basis. A *significant deficiency* is a deficiency, or a combination of deficiencies,

Cordell Hull Building | 425 Fifth Avenue North | Nashville, Tennessee 37243

in internal control that is less severe than a material weakness, yet important enough to merit attention by those charged with governance.

Our consideration of internal control was for the limited purpose described in the first paragraph of this section and was not designed to identify all deficiencies in internal control that might be material weaknesses or significant deficiencies. Given these limitations, during our audit we did not identify any deficiencies in internal control that we consider to be material weaknesses. However, material weaknesses may exist that have not been identified.

Compliance and Other Matters

As part of obtaining reasonable assurance about whether Rutherford County's financial statements are free from material misstatement, we performed tests of its compliance with certain provisions of laws, regulations, contracts, and grant agreements, noncompliance with which could have a direct and material effect on the determination of financial statement amounts. However, providing an opinion on compliance with those provisions was not an objective of our audit, and accordingly, we do not express such an opinion. The results of our tests disclosed no instances of noncompliance or other matters that are required to be reported under *Government Auditing Standards*.

Purpose of this Report

The purpose of this report is solely to describe the scope of our testing of internal control and compliance and the results of that testing, and not to provide an opinion on the effectiveness of the entity's internal control or on compliance. This report is an integral part of an audit performed in accordance with *Government Auditing Standards* in considering Rutherford County's internal control and compliance. Accordingly, this communication is not suitable for any other purpose.

Very truly yours,

Justin P. Wilson
Comptroller of the Treasury
Nashville, Tennessee

November 1, 2019

JPW/yu

Justin P. Wilson
Comptroller

Jason E. Mumpower
Deputy Comptroller

Report on Compliance for Each Major Federal Program; Report on Internal Control Over Compliance; and Report on the Schedule of Expenditures of Federal Awards Required by the Uniform Guidance

Independent Auditor's Report

Rutherford County Mayor and
Board of County Commissioners
Rutherford County, Tennessee

To the County Mayor and Board of County Commissioners:

Report on Compliance for Each Major Federal Program

We have audited Rutherford County's compliance with the types of compliance requirements described in the *OMB Compliance Supplement* that could have a direct and material effect on each of Rutherford County's major federal programs for the year ended June 30, 2019. Rutherford County's major federal programs are identified in the summary of auditor's results section of the accompanying Schedule of Findings and Questioned Costs.

Management's Responsibility

Management is responsible for compliance with the federal statutes, regulations, and the terms and conditions of its federal awards applicable to its federal programs.

Auditor's Responsibility

Our responsibility is to express an opinion on compliance for each of Rutherford County's major federal programs based on our audit of the types of compliance requirements referred to above. We conducted our audit of compliance in accordance with auditing standards generally accepted in the United States of America; the standards applicable to financial audits contained in *Government Auditing Standards*, issued by the Comptroller General of the United States; and the audit requirements of Title 2 U.S. *Code of Federal Regulations* Part 200, *Uniform Administrative Requirements, Cost Principles, and Audit Requirements for Federal Awards* (Uniform Guidance). Those standards and the Uniform Guidance require that we plan and perform the audit to obtain reasonable assurance about whether noncompliance with the types of compliance requirements referred to above that could have a direct and material effect on a major federal program occurred. An audit includes examining, on a test basis, evidence about Rutherford County's compliance with those requirements and performing such other procedures as we considered necessary in the circumstances.

Cordell Hull Building | 425 Fifth Avenue North | Nashville, Tennessee 37243

We believe that our audit provides a reasonable basis for our opinion on compliance for each major federal program. However, our audit does not provide a legal determination of Rutherford County's compliance.

Opinion on Each Major Federal Program

In our opinion, Rutherford County complied, in all material respects, with the types of compliance requirements referred to above that could have a direct and material effect on each of its major federal programs for the year ended June 30, 2019.

Report on Internal Control Over Compliance

Management of Rutherford County is responsible for establishing and maintaining effective internal control over compliance with the types of compliance requirements referred to above. In planning and performing our audit of compliance, we considered Rutherford County's internal control over compliance with the types of requirements that could have a direct and material effect on each major federal program to determine the auditing procedures that are appropriate in the circumstances for the purpose of expressing an opinion on compliance for each major federal program and to test and report on internal control over compliance in accordance with the Uniform Guidance, but not for the purpose of expressing an opinion on the effectiveness of internal control over compliance. Accordingly, we do not express an opinion on the effectiveness of Rutherford County's internal control over compliance.

A *deficiency in internal control over compliance* exists when the design or operation of a control over compliance does not allow management or employees, in the normal course of performing their assigned functions, to prevent, or detect and correct, noncompliance with a type of compliance requirement of a federal program on a timely basis. A *material weakness in internal control over compliance* is a deficiency, or combination of deficiencies, in internal control over compliance, such that there is a reasonable possibility that material noncompliance with a type of compliance requirement of a federal program will not be prevented, or detected and corrected, on a timely basis. A *significant deficiency in internal control over compliance* is a deficiency, or a combination of deficiencies, in internal control over compliance with a type of compliance requirement of a federal program that is less severe than a material weakness in internal control over compliance, yet important enough to merit attention by those charged with governance.

Our consideration of internal control over compliance was for the limited purpose described in the first paragraph of this section and was not designed to identify all deficiencies in internal control over compliance that might be material weaknesses or significant deficiencies. We did not identify any deficiencies in internal control over compliance that we consider to be material weaknesses. However, material weaknesses may exist that have not been identified.

The purpose of this report on internal control over compliance is solely to describe the scope of our testing of internal control over compliance and the results of that testing based on the requirements of the Uniform Guidance. Accordingly, this report is not suitable for any other purpose.

Report on Schedule of Expenditures of Federal Awards Required by the Uniform Guidance

We have audited the financial statements of the governmental activities, the aggregate discretely presented component units, each major fund, and the aggregate remaining fund information of Rutherford County, Tennessee, as of and for the year ended June 30, 2019, and the related notes to the financial statements, which collectively comprise Rutherford County's basic financial statements. We issued our report thereon dated November 1, 2019, which contained unmodified opinions on those financial statements. Our audit was conducted for the purpose of forming opinions on the financial statements that collectively comprise the basic financial statements. The accompanying Schedule of Expenditures of Federal Awards is presented for purposes of additional analysis as required by the Uniform Guidance and is not a required part of the basic financial statements. Such information is the responsibility of management and was derived from and relates directly to the underlying accounting and other records used to prepare the basic financial statements. The information has been subjected to the auditing procedures applied in the audit of the basic financial statements and certain additional procedures, including comparing and reconciling such information directly to the underlying accounting and other records used to prepare the basic financial statements or to the basic financial statements themselves, and other additional procedures in accordance with auditing standards generally accepted in the United States of America. In our opinion, the Schedule of Expenditures of Federal Awards is fairly stated in all material respects in relation to the basic financial statements as a whole.

Very truly yours,

Justin P. Wilson
Comptroller of the Treasury
Nashville, Tennessee

November 1, 2019

JPW/yu

Rutherford County, Tennessee, and the Rutherford County School Department
Schedule of Expenditures of Federal Awards and State Grants (1) (2)
For the Year Ended June 30, 2019

Federal/Pass-through Agency/State Grantor Program Title	Federal CFDA Number	Pass-through Entity Identifying Number	Expenditures	
U.S. Department of Agriculture:				
Passed-through State Department of Education:				
Child Nutrition Cluster: (4)				
School Breakfast Program	10.553	(3)	$ 2,741,665	
National School Lunch Program	10.555	(3)	8,589,057	(6)
Passed-through State Department of Agriculture:				
Child Nutrition Cluster: (4)				
National School Lunch Program (Commodities - Noncash Assistance)	10.555	(3)	759,473	(6)
Total U.S. Department of Agriculture			$ 12,090,195	
U.S. Department of Interior:				
Direct Program:				
Payments in Lieu of Taxes	15.226	N/A	$ 46,536	
Total U.S. Department of Interior			$ 46,536	
U.S. Department of Justice:				
Direct Programs:				
Criminal and Juvenile Justice and Mental Health Collaboration Program	16.745	N/A	$ 24,858	
Equitable Sharing Program	16.922	N/A	9,250	
Passed-through State Department of Mental Health and Substance Abuse:				
Drug Court Discretionary Grant Program	16.585	60146	90,826	
Passed-through State Department of Finance and Administration:				
Violence Against Women Formula Grants	16.588	(5)	110,603	
Edward Byrne Memorial Justice Assistance Grant Program	16.738	JAG 32077	56,229	(8)
Passed-through City of Murfreesboro:				
Edward Byrne Memorial Justice Assistance Grant Program	16.738	2017-DG-BX-0304	29,910	(8)
Total U.S. Department of Justice			$ 321,676	
U.S. Department of Transportation:				
Passed-through State Department of Transportation:				
Highway Safety Cluster: (4)				
State and Community Highway Safety	20.600	(7)	$ 11,987	
National Priority Safety Programs	20.616	Z-18-THS267	11,452	
Alcohol Open Container Requirements	20.607	Z-19-THS239	18,738	
Total U.S. Department of Transportation			$ 42,177	
U.S. Department of Education:				
Passed-through State Department of Education:				
Title 1 Grants to Local Educational Agencies	84.010	(3)	$ 5,114,765	
Title 1 State Agency Program for Neglected and Delinquent Children and Youth	84.013	(3)	118,395	
Special Education Cluster: (4)				
Special Education - Grants to States	84.027	(3)	8,290,924	
Special Education - Preschool Grants	84.173	(3)	100,800	
Career and Technical Education - Basic Grants to States	84.048	(3)	596,330	
Career and Technical Education - National Programs	84.051	(3)	78,561	
Education for Homeless Children and Youth	84.196	(3)	168,513	
English Language Acquisition State Grants	84.365	(3)	355,776	
Student Support and Academic Enrichment Program	84.424A	(3)	327,944	
Supporting Effective Instruction State Grants	84.367	(3)	797,709	
Total U.S. Department of Education			$ 15,949,717	

(Continued)

Rutherford County, Tennessee, and the Rutherford County School Department
Schedule of Expenditures of Federal Awards and State Grants (1) (2) (Cont.)

Federal/Pass-through Agency/State Grantor Program Title	Federal CFDA Number	Pass-through Entity Identifying Number	Expenditures
U.S. Department of Health and Human Services:			
Direct Program:			
Substance Abuse and Mental Health Services Projects of Regional and National Significance	93.243	N/A	$ 251,666
Passed-through State Department of Human Services:			
Child Support Enforcement	93.563	34513-83814	34,072
CCDF Cluster: (4)			
Child Care Development Block Grant	93.575	(3)	200,747
Total U.S. Department of Health and Human Services			$ 486,485
U.S. Department of Homeland Security:			
Direct Programs:			
Assistance to Firefighters Grant	97.044	N/A	$ 37,445
Staffing for Adequate Fire and Emergency Response (SAFER)	97.083	N/A	318,267
Passed-through State Department of Military:			
Emergency Management Performance Grants	97.042	34101-06618	69,350
Homeland Security Grant Program	97.067	34101-13418	46,459
Total U.S. Department of Homeland Security			$ 471,521
Total Expenditures of Federal Awards			$ 29,408,307

(Continued)

Rutherford County, Tennessee, and the Rutherford County School Department
Schedule of Expenditures of Federal Awards and State Grants (1) (2) (Cont.)

Federal/Pass-through Agency/State Grantor Program Title	Federal CFDA Number	Contract Number	Expenditures
State Grants			
Juvenile Court Prevention - State Department of Children Services	N/A	35910-02913	$ 420,730
Local Health Services - State Department of Health	N/A	GG-19-59658-01	2,019,006
Tennessee Certified Recovery Court Program - State Department of Mental Health and Substance Abuse Services	N/A	59284	107,500
Tennessee Veterans Treatment Court Initiative (TVTCI) - State Department of Mental Health and Substance Abuse Services	N/A	59290	70,000
Juvenile Court Custody Prevention - State Department of Children Services	N/A	60796	27,237
Juvenile Justice - State Commission on Children and Youth	N/A	39471	9,000
Law Enforcement Training and Firefighter Supplements - State Department of Public Safety	N/A	(3)	145,200
Low Cost Sterilization of Dogs and Cats - State Department of Health	N/A	32505-06119	1,000
Litter Grant - State Department of Transportation	N/A	Z-15-LIT075	101,254
Recycling Program - State Department of Environment and Conservation	N/A	(3)	133,988
Early Childhood Education - State Department of Education	N/A	(3)	1,355,643
Read to be Ready - State Department of Education	N/A	(3)	9,452
Promotion of the Arts - Tennessee Arts Commission	N/A	(3)	836
Coordinated School Health - State Department of Education	N/A	(3)	180,000
Safe Schools - State Department of Education	N/A	(3)	1,536,840
Grant for Drones - State Department of Transportation	N/A	400100-00619	4,797
Walking Trail Health Grant - State Department of Health	N/A	(3)	20,000
Work Based Learning Grant - State Department of Economic and Community Development	N/A	(3)	23,009
State of the Arts Music Grant - State Department of Education	N/A	(3)	30,000
Total State Grants			$ 6,195,492

CFDA = Catalog of Federal Domestic Assistance
N/A = Not Applicable

(1) Presented in conformity with generally accepted accounting principles using the modified accrual basis of accounting.
(2) Rutherford County elected not to use the 10% de minimis cost rate permitted in the Uniform Guidance.
(3) Information not available.
(4) Child Nutrition Cluster total $12,090,195; Highway Safety Cluster total $23,439; Special Education Cluster total $8,391,724; CCDF Cluster total $200,747.
(5) 35488: $65,514; 35489: $45,089
(6) Total for CFDA 10.555 is $9,348,530.
(7) Z-18-THS268: $9,270; Z-19-THS240: $2,717
(8) Total for CFDA 16.738 is $86,139.

Rutherford County, Tennessee
Summary Schedule of Prior-year Findings
For the Year Ended June 30, 2019

Government Auditing Standards require auditors to report the status of uncorrected findings from prior audits. In addition, OMB's Uniform Guidance requires auditees to report the status of all prior-year findings whether corrected or not. Presented below are financial statement findings along with their current status from the Annual Financial Report for Rutherford County, Tennessee, for the year ended June 30, 2019.

Prior-year Financial Statement Findings

Fiscal Year	Page Number	Finding Number	Title of Finding	CFDA Number	Current Status
OFFICE OF COUNTY MAYOR					
2018	334	2018-001	An Emergency Medical Service Department Employee Is Currently Under Investigation	N/A	Corrected
OFFICE OF CIRCUIT, GENERAL SESSIONS, AND JUVENILE COURTS CLERK					
2018	334	2018-002	A Cash Shortage of $200 Existed In The Office Of Circuit, General Sessions, And Juvenile Courts Clerk At June 30, 2018	N/A	Corrected

Prior-year Federal Awards Findings

There were no prior-year federal award findings to report.

RUTHERFORD COUNTY, TENNESSEE

SCHEDULE OF FINDINGS AND QUESTIONED COSTS

For the Year Ended June 30, 2019

PART I, SUMMARY OF AUDITOR'S RESULTS

Financial Statements:

1. Our report on the financial statements of Rutherford County is unmodified.

2. Internal Control Over Financial Reporting:

   * Material weakness identified? **NO**

   * Significant deficiency identified? **NO**

3. Noncompliance material to the financial statements noted? **NO**

Federal Awards:

4. Internal Control Over Major Federal Programs:

   * Material weakness identified? **NO**

   * Significant deficiency identified? **NONE REPORTED**

5. Type of report auditor issued on compliance for major programs. **UNMODIFIED**

6. Any audit findings disclosed that are required to be reported in accordance with 2 CFR 200.516(a)? **NO**

7. Identification of Major Federal Programs:

   * CFDA Numbers: 10.553 and 10.555 — Nutrition Cluster: School Breakfast Program and National School Lunch Program

8. Dollar threshold used to distinguish between Type A and Type B Programs. **$882,249**

9. Auditee qualified as low-risk auditee? **YES**

PART II, FINDINGS RELATING TO THE FINANCIAL STATEMENTS

There were no findings and recommendations, as a result of our audit of the financial statements of Rutherford County, Tennessee.

PART III, FINDINGS AND QUESTIONED COSTS FOR FEDERAL AWARDS

There were no findings and questioned costs related to federal awards for the year ended June 30, 2019.

Rutherford County, Tennessee
Management's Corrective Action Plan
For the Year Ended June 30, 2019

The audit of Rutherford County did not report any findings and recommendations. Therefore, no management responses are required by the auditee requirements within Title 2 U.S. *Code of Federal Regulations* Part 200, *Uniform Administrative Requirements, Cost Principles, and Audit Requirements for Federal Awards* (Uniform Guidance).

BEST PRACTICE

Accounting literature describes a best practice as a recommended policy, procedure, or technique that aids management in improving financial performance. Historically, a best practice has consistently shown superior results over conventional methods.

The Division of Local Government Audit strongly believes that the item noted below is a best practice that should be adopted by the governing body as a means of significantly improving accountability and the quality of services provided to the citizens of Rutherford County.

RUTHERFORD COUNTY SHOULD ADOPT A CENTRAL SYSTEM OF PURCHASING

Rutherford County operates under a private act that provides for a central system of accounting and budgeting covering all county departments under the supervision of the County Mayor, Highway Superintendent, and Director of Schools. However, Rutherford County has not adopted a central system of purchasing covering all of these departments. Sound business practices dictate that establishing a central system would significantly improve internal controls over the purchasing process. The absence of a central system of purchasing has been a management decision by the county commission resulting in decentralization and some duplication of effort. The Division of Local Government Audit strongly believes that the adoption of a central system of purchasing is a best practice that would significantly improve accountability and the quality of services provided to the citizens of Rutherford County. Therefore, we recommend the adoption of the County Financial Management System of 1981 or a private act, which would provide for a central system of purchasing covering all county departments.