

**ANNUAL COMPREHENSIVE FINANCIAL REPORT**  
**ANDERSON COUNTY, TENNESSEE**

**FOR THE YEAR ENDED JUNE 30, 2023**



**ANNUAL COMPREHENSIVE FINANCIAL REPORT**

**ANDERSON COUNTY, TENNESSEE**

**FOR THE YEAR ENDED JUNE 30, 2023**

***ROBBY HOLBROOK***  
***Finance Director***  
***Anderson County, Tennessee***

**Independent Audit Performed by:**

***COMPTROLLER OF THE TREASURY  
JASON E. MUMPOWER***

***DIVISION OF LOCAL GOVERNMENT AUDIT  
JAMES R. ARNETTE  
Director***

***MARK TREECE, CPA, CGFM  
Audit Manager***

**This financial report is available at [www.comptroller.tn.gov](http://www.comptroller.tn.gov).**

---



---

## ANDERSON COUNTY, TENNESSEE TABLE OF CONTENTS

---



---

	Exhibit	Page(s)
Summary of Audit Findings		8
<b><u>INTRODUCTORY SECTION</u></b>		9
Letter of Transmittal		10-15
GFOA Certificate of Achievement for FY22 Report		16
Organization Chart		17
Anderson County Officials		18
<b><u>FINANCIAL SECTION</u></b>		19
Independent Auditor's Report		20-23
Management's Discussion and Analysis		24-40
<b>BASIC FINANCIAL STATEMENTS:</b>		41
Government-wide Financial Statements:		
Statement of Net Position	A	42-43
Statement of Activities	B	44-45
Fund Financial Statements:		
Governmental Funds:		
Balance Sheet	C-1	46-48
Reconciliation of the Balance Sheet of Governmental Funds to the Statement of Net Position	C-2	49
Statement of Revenues, Expenditures, and Changes in Fund Balances	C-3	50-51
Reconciliation of the Statement of Revenues, Expenditures, and Changes in Fund Balances of Governmental Funds to the Statement of Activities	C-4	52
Statements of Revenues, Expenditures, and Changes in Fund Balances – Actual (Budgetary Basis) and Budget:		
General Fund	C-5	53-55
Ambulance Service Fund	C-6	56
Special Purpose Fund	C-7	57
Highway/Public Works Fund	C-8	58
Proprietary Fund:		
Statement of Net Position	D-1	59
Statement of Revenues, Expenses, and Changes in Net Position	D-2	60
Statement of Cash Flows	D-3	61
Fiduciary Funds:		
Statement of Net Position	E-1	62
Statement of Changes in Net Position	E-2	63
Index and Notes to the Financial Statements		64-141
<b>REQUIRED SUPPLEMENTARY INFORMATION:</b>		142
Schedule of Changes in Net Pension Liability (Asset) and Related Ratios Based on Participation in the Public Employee Pension Plan of TCRS – Primary Government	F-1	143
Schedule of Contributions Based on Participation in the Public Employee Pension Plan of TCRS – Primary Government	F-2	144

	Exhibit	Page(s)
Schedule of Contributions Based on Participation in the Teacher Retirement Plan of TCRS – Discretely Presented Anderson County School Department	F-3	145
Schedule of Contributions Based on Participation in the Teacher Legacy Pension Plan of TCRS – Discretely Presented Anderson County School Department	F-4	146
Schedule of Proportionate Share of the Net Pension Liability (Asset) in the Teacher Retirement Plan of TCRS – Discretely Presented Anderson County School Department	F-5	147
Schedule of Proportionate Share of the Net Pension Liability (Asset) in the Teacher Legacy Pension Plan of TCRS – Discretely Presented Anderson County School Department	F-6	148
Schedule of Changes in the Total OPEB Liability and Related Ratios - Anderson County Plan - Primary Government	F-7	149
Schedule of Changes in the Total OPEB Liability and Related Ratios - Local Education Plan - Discretely Presented Anderson County School Department	F-8	150
Notes to the Required Supplemental Information		151
COMBINING AND INDIVIDUAL FUND FINANCIAL STATEMENTS AND SCHEDULES:		152
Nonmajor Governmental Funds:		153-154
Combining Balance Sheet	G-1	155-160
Combining Statement of Revenues, Expenditures, and Changes in Fund Balances	G-2	161-163
Schedules of Revenues, Expenditures, and Changes in Fund Balances – Actual (Budgetary Basis) and Budget:		
Public Library Fund	G-3	164
Solid Waste/Sanitation Fund	G-4	165
Drug Control Fund	G-5	166
Other General Government Special Revenue Fund	G-6	167
Other Special Revenue Fund	G-7	168
General Debt Service Fund	G-8	169
Rural Debt Service Fund	G-9	170
Education Debt Service Fund	G-10	171
General Capital Projects Fund	G-11	172
Fiduciary Funds:		173
Combining Statement of Net Position - Custodial Funds	H-1	174
Combining Statement of Changes in Net Position - Custodial Funds	H-2	175
Component Unit:		
Discretely Presented Anderson County School Department:		176
Statement of Activities	I-1	177
Balance Sheet – Governmental Funds	I-2	178-179
Reconciliation of the Balance Sheet of Governmental Funds to the Statement of Net Position	I-3	180
Statement of Revenues, Expenditures, and Changes in Fund Balances – Governmental Funds	I-4	181
Reconciliation of the Statement of Revenues, Expenditures, and Changes in Fund Balances of Governmental Funds to the Statement of Activities	I-5	182
Combining Balance Sheet – Nonmajor Governmental Funds	I-6	183
Combining Statement of Revenues, Expenditures, and Changes in Fund Balances – Nonmajor Governmental Funds	I-7	184

	Exhibit	Page(s)
Schedules of Revenues, Expenditures, and Changes in Fund Balances – Actual (Budgetary Basis) and Budget:		
General Purpose School Fund	I-8	185-186
School Federal Projects Fund	I-9	187
Central Cafeteria Fund	I-10	188
Other Education Special Revenue Fund	I-11	189
Education Capital Projects Fund	I-12	190
Miscellaneous Schedules:		191
Schedule of Changes in Long-term Notes, Other Loans, and Bonds	J-1	192
Schedule of Long-term Debt Requirements by Year	J-2	193
Schedule of Changes in Lease Obligations	J-3	194
Schedule of Lease Requirements by Year	J-4	195
Schedule of Transfers – Discretely Presented Anderson County School Department	J-5	196
Schedule of Salaries and Official Bonds of Principal Officials – Primary Government and Discretely Presented Anderson County School Department	J-6	197
Schedule of Detailed Revenues – All Governmental Fund Types	J-7	198-218
Schedule of Detailed Revenues – All Governmental Fund Types – Discretely Presented Anderson County School Department	J-8	219-226
Schedule of Detailed Expenditures – All Governmental Fund Types	J-9	227-259
Schedule of Detailed Expenditures – All Governmental Fund Types – Discretely Presented Anderson County School Department	J-10	260-274
	Table	
<u>STATISTICAL SECTION</u>		275
Financial Trends:		
Net Position by Component	1	276
Changes in Net Position	2	277-178
Governmental Activities Tax Revenue by Source	3	279
Fund Balances of Governmental Funds	4	280
Changes in Fund Balances of Governmental Funds	5	281-282
Revenue Capacity:		
General Government Tax Revenues by Source	6	283
Appraised and Assessed Value of Taxable Property	7	284
Property Tax Rates – Direct and Overlapping Governments	8	285
Principal Property Taxpayers	9	286
Property Tax Levies and Collections	10	287
Debt Capacity:		
Ratios of Outstanding Debt by Type	11	288
Ratios of General Bonded Debt Outstanding	12	289
Direct and Overlapping Governmental Activities Debt	13	290
Legal Debt Margin Information	14	291
Pledged-Revenue Coverage	15	292
Demographic and Economic Information:		
Demographic and Economic Statistics	16	293
Principal Employers	17	294
Operating Information:		
Full-time Equivalent County Government Employees by Function	18	295
Operating Indicators by Function	19	296
Capital Assets Statistics by Function	20	297

	Table	Page(s)
<u>SINGLE AUDIT SECTION</u>		298
Auditor's Report on Internal Control Over Financial Reporting and on Compliance and Other Matters Based on an Audit of Financial Statements Performed in Accordance with <i>Government Auditing Standards</i>		299-300
Auditor's Report on Compliance for Each Major Federal Program; Report on Internal Control Over Compliance; and Report on the Schedule of Expenditures of Federal Awards Required by Uniform Guidance		301-304
Schedule of Expenditures of Federal Awards and State Grants		305-307
Summary Schedule of Prior-year Findings		308
Schedule of Findings and Questioned Costs		309-312
Management's Corrective Action Plan		313-317

# ***Summary of Audit Findings***

Annual Comprehensive Financial Report  
Anderson County, Tennessee  
For the Year Ended June 30, 2023

## ***Scope***

We have audited the basic financial statements of Anderson County as of and for the year ended June 30, 2023.

## ***Results***

Our report on Anderson County's financial statements is unmodified.

Our audit resulted in two findings, which we have reviewed with Anderson County's management. The detailed findings, recommendations, and management's responses are included in the Single Audit section of this report.

## ***Findings***

The following are summaries of the audit findings:

### **OFFICE OF DIRECTOR OF SCHOOLS**

- ◆ The school department failed to request reimbursements for grant expenditures on a timely basis resulting in a deficit in unassigned fund balance at June 30, 2023.

---

### **OFFICES OF TRUSTEE, FINANCE DIRECTOR, AND DIRECTOR OF SCHOOLS**

- ◆ The School Federal Projects Fund had a cash overdraft for the majority of the year and the trustee paid checks from the School Federal Projects Fund that exceeded available funds.



# INTRODUCTORY SECTION



## ANDERSON COUNTY GOVERNMENT

ROBERT J. HOLBROOK  
FINANCE DIRECTOR

### Letter of Transmittal

October 31, 2023

To: The Citizens, Members of the Board of Commissioners,  
and Mayor of Anderson County, Tennessee

The Annual Comprehensive Financial Report (ACFR) of Anderson County, Tennessee, for the year ended June 30, 2023, is hereby submitted. As required by state statutes, local governments must publish a complete set of financial statements presented in conformity with Generally Accepted Accounting Principles (GAAP) and audited in accordance with Generally Accepted Auditing Standards (GAAS). This audit must be conducted by the State of Tennessee's Comptroller of the Treasury, Division of Local Government Audit, or by independent public accountants, within six months of the close of each fiscal year. This report was prepared by the county's Finance Department in conjunction with the State of Tennessee's Comptroller of the Treasury, Division of Local Government Audit.

The ACFR consists of management's representations concerning the finances of Anderson County. As such, management assumes full responsibility for the completeness and reliability of all of the information contained in the report. To provide a reasonable basis for making these representations, the management of Anderson County has established a comprehensive internal control framework for this purpose. Because the cost of internal controls should not exceed anticipated benefits, the objective is to provide reasonable, rather than absolute, assurance that the financial statements are free of any material misstatements.

The State of Tennessee's Comptroller of the Treasury, Division of Local Government Audit has issued an unmodified opinion on the financial statements of Anderson County, Tennessee for the fiscal year ended June 30, 2023. The independent audit involved examining, on a test basis, evidence supporting the amounts and disclosures in the financial statements, assessing the accounting principles used, assessing significant estimates made by management, and evaluating the overall presentation of financial statements. The independent auditor's report is presented as the first item in the Financial Section of this report.

The independent audit of the financial statements of Anderson County was part of broader federally mandated Single Audit designed to meet the special needs of federal grantor agencies. The standards governing Single Audit engagements require the independent auditor to report not only on the fair

presentation of the financial statements, but also on the audited government's internal controls and compliance with legal requirements, with special emphasis on internal controls and legal requirements involving the administration of federal awards. Both of these reports are included under the Single Audit Section of the ACFR.

Management's Discussion and Analysis (MD&A) provides a narrative introduction, overview, and analysis of the basic financial statements. Management believes that the MD&A complements this letter of transmittal and readers will benefit by reading it in conjunction with this letter. Anderson County's MD&A is located immediately following the report of the independent auditor.

## **Profile of the Government**

Anderson County was established on November 6, 1801, by Private Act of the State of Tennessee. The county is named after Joseph Anderson, who was a U.S. senator from Tennessee at the time. The county is located in the eastern portion of the state. The bordering counties are Campbell (north), Union (northeast), Knox (southeast), Roane (southwest), Morgan (west), and Scott (northwest). Anderson County occupies a land area of approximately 337 square miles and serves a population of 78,913, per the U.S. Census Bureau 2022 Census estimate.

The government of Anderson County is a political subdivision of the State of Tennessee, as provided by the Tennessee Constitution. As a political subdivision of the state, Anderson County is subject to control by the Tennessee General Assembly. The county has no authority except that expressly given by state statutes.

Anderson County has operated under a County Mayor–County Commission form of government since September 1, 1980. The Anderson County Commission consists of a 16-member board elected from eight districts within the county (two commissioners from each district). Policymaking and legislative authority is vested in the Board of Commissioners. The Board of Commissioners is responsible for various tasks, including but not limited to: adopting the annual budget, setting the property tax levy, appointing various board and committee members, and establishing local ordinances. Voters elect the County Mayor for a four-year term as the county's Chief Executive Officer. The County Mayor is responsible for carrying out the policies and ordinances of the Board of Commissioners, overseeing the day-to-day operations of the government, and appointing or recommending for appointment various department heads. In addition, the County Mayor serves as an ex-officio member of the Board of Commissioners and as a member of various boards, committees, and commissions.

Anderson County adopted the "County Financial Management System of 1981" in February 2016. Adoption of this local option law established the County Finance Department and County Finance Committee.

Anderson County is empowered to levy a property tax on both real and personal property located within its boundaries. The county utilizes this power to provide a material portion of the revenue required for the operation of various funds and services. Management believes the county has exercised this power in a manner that provides quality services to the citizens of Anderson County and minimizes the financial impact on county taxpayers.

Anderson County provides a full range of essential services, including police; solid waste disposal; emergency medical services; emergency management planning; recreational activities and cultural

events; construction and maintenance of highways, streets, and other infrastructure; and acquisition of capital assets necessary for the performance of these services.

Additionally, Anderson County is financially responsible for a legally separate school district. The Anderson County School Department's financial statements are reported separately herein as a Discretely Presented Component Unit (DPCU). This DPCU was audited by the State of Tennessee, Comptroller of the Treasury, Division of Local Governmental Audit. Another entity that qualifies as a DPCU is the Anderson County Emergency Communications District (E911). The qualifying factors are that the Anderson County Board of Commissioners appoints the governing body of the entity and must approve most debt instruments prior to the entity issuing debt. An independent auditor other than the State of Tennessee, Comptroller of the Treasury, Division of Local Governmental Audit audited E911. That auditor has provided audited financial statements and related footnotes for inclusion in the Annual Comprehensive Financial Report of Anderson County. Please see Note I.A. for additional information on these legally separate entities along with the county's other related organizations. These notes immediately follow the Basic Financial Statements.

### **Budgetary Process**

In compliance with state statutes, Anderson County is required to adopt an annual budget. The annual budget serves as the foundation for the county's financial planning and control activities.

As required, each department, office, and agency submits an itemized statement of appropriations needed for the upcoming fiscal year to the Finance Director. The Finance Director prepares and submits a consolidated budget to the Budget Committee. Per *Tennessee Code Annotated §§ 5-21-110 & 111*, the Budget Committee shall vote to approve or reject the proposed budgets for all departments, offices, and agencies. Upon approval by the Budget Committee, a summary of the recommended budget, budget appropriation resolution, tax levy resolution, and a notice of public hearing are published in a paper of general circulation. After the public budget hearing, the Board of Commissioners votes to either approve the budget and resolutions as presented or to send them back to the Budget Committee for revision. Upon the Board of Commissioners approval of the proposed budget and resolutions, the budget is sent to the state for final approval.

Any and all future transfers of appropriations between major headings in the budget and appropriations that require additional resources or funding must be approved by the Board of Commissioners.

For the General Fund and other major funds, budgetary statements that reflect actual, originally budgeted, and final budgeted revenues and expenditures are included as part of the Basic Financial Statements. Budgetary statements for other governmental funds of the primary government and the Discretely Presented School Department are included in the Combining and Individual Funds portion of the Annual Comprehensive Financial Report.

The Finance Department, elected officials, department heads, and agency leaders, understand the importance of proper budget management and take care to ensure that their budgets are followed during their day-to-day operations. However, due to emergencies and other unforeseeable circumstances, in some cases expenditures exceeding appropriations may be unavoidable.

## **Local Economy**

Anderson County is centrally located in the eastern United States. The county is adjacent to thousands of industrial and commercial customers concentrated in an eight-state area and is within 500 miles of approximately one-third of the population of the United States.

The county has a thriving economy with a diverse range of industries. The area is home to more than 230 manufacturers, including 22 international companies. The top major industries in Anderson County include manufacturers of automotive products, metal products, industrial machinery, plastics, publishing and textiles.

The county's largest employer is the U.S. Department of Energy (DOE)/Consolidated Nuclear Security Complex (CNS). The DOE Oak Ridge Reservation, which includes the CNS-Y-12 National Security Complex, is located in Anderson County. These DOE facilities are vital to the nation's scientific research and development, environmental remediation, weapons disarmament, and the development of alternative types of energy and materials.

Anderson County is home to such diverse companies as Carlstar Group, Mag USA Inc., Energy Solutions, Powder Cote II, Remotec, Navarro Research and Engineering, Leidos Engineering, and 3M. Anderson County is also home to three top global automotive component manufacturers, Eagle Bend Manufacturing, Aisin Automotive, and SL Tennessee. Table 17 in the Statistical Section of this report lists the top 12 employers in the county.

The county's unemployment rate at the end of the 2022-2023 fiscal year was 3.9% compared to 4.2% at the end of the previous year. The state unemployment rate was 3.1% at the end of the fiscal year.

Average weekly wages in Anderson County were \$1,465, which matches the national average. When all 95 counties in Tennessee are considered, 17 reported average weekly wages of less than \$800, 24 had wages from \$800 to \$899, 26 had wages from \$900 to \$999, and 15 had wages from \$1,000 to \$1,099. Only 13 had average weekly wages of \$1,100 or higher.

Anderson County remains an attractive location for continued economic growth and development. Although government funded operations are an important component of the local economy, service and manufacturing related employment are significant contributors. Recent housing starts along with ongoing retail development are factors that also enhance the county's prospects for continued economic development.

## **Long-term Financial Planning and Major Initiatives**

For the year ended June 30, 2023, the General Fund Unassigned Fund Balance increased by \$7,334 to a total of \$11,255,559.

As of October 2023, the county's General Fund Unassigned Fund minimum balance policy increased to \$6 million. The fund balance policy requires a two-thirds (2/3) approval vote by the Board of Commissioners in order for the fund balance to be drawn below \$6 million. This is an important factor in demonstrating the county's financial strength and enhancing the county's creditworthiness.

Anderson County closely monitors its unassigned fund balance and is open to strategically pursuing long-term financing options for large capital projects, if conditions warrant. Anderson County works

diligently to keep new debt issues to a minimum. During fiscal year 2023, the county issued no new debt.

Anderson County maintains a credit rating of Aa2 from Moody's Investor Service, which was last updated in June 2023. This rating reflects the strength of the county's ability to repay debt and debt-like obligations without consideration of any pledge, security, or structural features. The county's capacity to meet all financial commitments remains very strong.

Major initiatives started or advanced include:

- Leveraging American Rescue Plan (ARP) funding for capital purchases and projects including:
  - Completed \$2.2M in road improvement projects;
  - Contributed \$250k for broadband expansion and improvements in the county;
  - Water, sewer, and wastewater improvements throughout the county,
  - Renovation of Senior Center;
  - Investment in Multifactor Authentication technology (MFA) to enhance cyber-security;
  - Construction of witness rooms in the courthouse for the safety and security of our citizens;
  - Relocation and improvement of the County Clerk offices and County Archives;
  - Improvements to the Detention Facility that qualify for "Tier 2" designation from the state, increasing state revenue to the county;
  - Ambulances and police vehicles;
  - Contributed \$175k for the purchase of the Family Justice Center building.
- Implemented \$4.9M in energy saving improvements throughout the county school system.
- Completed renovation of health clinics in all county schools.
- Norris Middle School renovation and improvements.
- Purchase of four properties for the county school system, including:
  - New elementary school in Claxton,
  - Enhanced safety measures and parking expansions at Andersonville Elementary School and Norwood Elementary School,
  - Construction of a Vocational Welding Building at Clinton High School.

## **Awards and Acknowledgments**

The Government Finance Officers Association of the United States and Canada (GFOA) awarded the Certificate of Achievement for Excellence in Financial Reporting to Anderson County for its Annual Comprehensive Financial Report for the fiscal year ended June 30, 2022. This was the twenty-seventh consecutive year that Anderson County achieved this prestigious award. To be awarded a Certificate of Achievement, the county must publish an easily readable and efficiently organized Annual Comprehensive Financial Report that satisfies Generally Accepted Accounting Principles (GAAP) and applicable legal requirements.

The Certificate of Achievement for Excellence in Financial Reporting is valid for a period of one year only. We believe that our Annual Comprehensive Financial Report presented here continues to conform to the high standards of the Certificate of Achievement for Excellence in Financial Reporting Program's requirements, and we are submitting this report to the GFOA to determine its eligibility for another certificate.

Also, Anderson County received the GFOA's Award for Outstanding Achievement in Popular Annual Financial Reporting (PAFR) for its fiscal year 2022 annual condensed financial report. To receive this award, a government unit must publish a PAFR, whose contents conform to program standards of creativity, presentation, understandability, and reader appeal.

The preparation of this Annual Comprehensive Financial Report would not have been possible without the skill, effort and dedication of the entire Finance Department. I would like to extend my sincerest gratitude to Katherine Ajmeri, Randy Walters, Lydia Beckwith, Libby Smith, Karen Holbrook, Paul Richardson, Grace Webb, and John Prince.

I would also like to thank the staff of the county's Information Technology Department for keeping our accounting systems secure and operational. Additionally, I want to acknowledge and thank our audit team from the State of Tennessee's Comptroller of the Treasury, Division of Local Government Audit for their work and guidance supporting the preparation of this report. Finally, I wish to express my appreciation to the County Mayor and Board of County Commissioners for their interest, support, and leadership in the financial condition and operations of the county.

Sincerely,



Robert J. Holbrook  
Finance Director



Government Finance Officers Association

Certificate of  
Achievement  
for Excellence  
in Financial  
Reporting

Presented to

**Anderson County  
Tennessee**

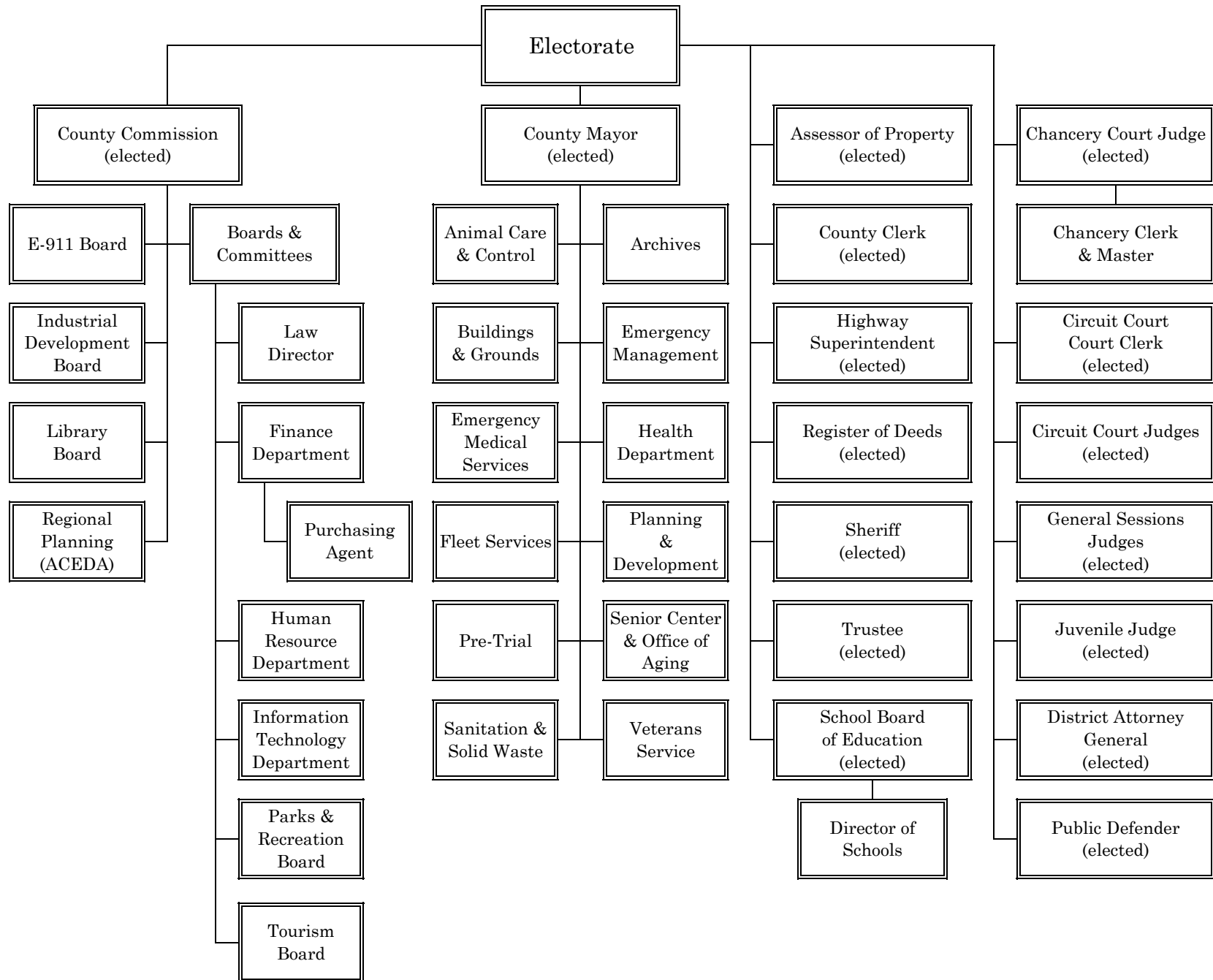
For its Annual Comprehensive  
Financial Report  
For the Fiscal Year Ended

June 30, 2022

*Christopher P. Morill*

Executive Director/CEO

## Anderson County, Tennessee Organization Chart



Anderson County Officials  
June 30, 2023

---

**Officials**

Theresa Frank, County Mayor  
Gary Long, Highway Superintendent  
Dr. Tim Parrott, Director of Schools  
Regina Copeland, Trustee  
Johnny Alley, Assessor of Property  
Jeff Cole, County Clerk  
Rex Lynch, Circuit, General Sessions, and Juvenile Courts Clerk  
Harold Cousins, Jr., Clerk and Master  
Tim Shelton, Register of Deeds  
Russell Barker, Sheriff  
Robby Holbrook, Finance Director

**Board of County Commissioners**

Josh Anderson, Chairman	Bob Smallridge
Anthony Allen	Shelly Vandagriff
Sabra Beauchamp	Stephen Verran
Michael Foster	Shain Vowell
Tim Isbel	Tracy Wandell
Tyler Mayes	Aaron Wells
Robert McKamey	Jerry White
Denise Palmer	Phil Yager

**Financial Management Committee**

Phil Yager, Chairman	
Theresa Frank, County Mayor	Josh Anderson
Gary Long, Highway Superintendent	Tim Isbel
Dr. Tim Parrott, Director of Schools	Tracy Wandell

**Board of Education**

Scott Gillenwaters, Chairman	Glenda Langenberg
Don Bell	Andy McKamey
Dr. John Burrell	Teresa Portwood
Dail Cantrell	Jo Williams

**Audit Committee**

Josh Anderson, Chairman	Stephen Verran
Gail Cook	Aaron Wells
Michael Foster	Phil Yager
Tyler Mayes	

# FINANCIAL SECTION



JASON E. MUMPOWER  
*Comptroller*

## Independent Auditor's Report

Anderson County Mayor and  
Board of County Commissioners  
Anderson County, Tennessee

To the County Mayor and Board of County Commissioners:

### **Report on the Audit of the Financial Statements**

#### *Opinions*

We have audited the financial statements of the governmental activities, the aggregate discretely presented component units, each major fund, and the aggregate remaining fund information of Anderson County, Tennessee, as of and for the year ended June 30, 2023, and the related notes to the financial statements, which collectively comprise the county's basic financial statements as listed in the table of contents.

In our opinion, based on our audit and the reports of other auditors, the accompanying financial statements referred to above present fairly, in all material respects, the respective financial position of the governmental activities, the aggregate discretely presented component units, each major fund, and the aggregate remaining fund information of Anderson County, Tennessee, as of June 30, 2023, and the respective changes in financial position and, where applicable, cash flows thereof and the respective budgetary comparison for the General, Ambulance Service, Special Purpose, and Highway/Public Works funds for the year then ended in accordance with accounting principles generally accepted in the United States of America.

We did not audit the financial statements of the Anderson County Emergency Communications District, which represent 1.89 percent, 2.29 percent, and .65 percent, respectively, of the assets, net position, and revenues of the discretely presented component units. We also did not audit the financial statements of the Internal School Fund, a special revenue fund of the discretely presented Anderson County School Department, which represent 1.74 percent, 2.03 percent, and 3.09 percent, respectively, of the assets, net position, and revenues of the discretely presented Anderson County School Department. Those statements were audited by other auditors whose reports have been furnished to us, and our opinions, insofar as they relate to the amounts included for the Anderson County Emergency Communications District and the Internal School Fund of the Anderson County School Department, are based solely on the reports of the other auditors.

## ***Basis for Opinions***

We conducted our audit in accordance with auditing standards generally accepted in the United States of America (GAAS) and the standards applicable to financial audits contained in *Government Auditing Standards* issued by the Comptroller General of the United States. Our responsibilities under those standards are further described in the Auditor's Responsibilities for the Audit of the Financial Statements section of our report. We are required to be independent of Anderson County, Tennessee, and to meet our other ethical responsibilities, in accordance with the relevant ethical requirements relating to our audit. We believe that the audit evidence we have obtained is sufficient and appropriate to provide a basis for our audit opinions.

## ***Responsibilities of Management for the Financial Statements***

Management is responsible for the preparation and fair presentation of the financial statements in accordance with accounting principles generally accepted in the United States of America, and for the design, implementation, and maintenance of internal control relevant to the preparation and fair presentation of financial statements that are free from material misstatement, whether due to fraud or error.

In preparing the financial statements, management is required to evaluate whether there are conditions or events, considered in the aggregate, that raise substantial doubt about Anderson County's ability to continue as a going concern for twelve months beyond the financial statement date, including any currently known information that may raise substantial doubt shortly thereafter.

## ***Auditor's Responsibilities for the Audit of the Financial Statements***

Our objectives are to obtain reasonable assurance about whether the financial statements as a whole are free from material misstatement, whether due to fraud or error, and to issue an auditor's report that includes our opinions. Reasonable assurance is a high level of assurance but is not absolute assurance and therefore is not a guarantee that an audit conducted in accordance with GAAS and *Government Auditing Standards* will always detect a material misstatement when it exists. The risk of not detecting a material misstatement resulting from fraud is higher than for one resulting from error, as fraud may involve collusion, forgery, intentional omissions, misrepresentations, or the override of internal control. Misstatements are considered material if there is a substantial likelihood that, individually or in the aggregate, they would influence the judgment made by a reasonable user based on the financial statements.

In performing an audit in accordance with GAAS and *Government Auditing Standards*, we

- exercise professional judgment and maintain professional skepticism throughout the audit.
- identify and assess the risks of material misstatement of the financial statements, whether due to fraud or error, and design and perform audit procedures responsive to those risks. Such procedures include examining, on a test basis, evidence regarding the amounts and disclosures in the financial statements.

- obtain an understanding of internal control relevant to the audit in order to design audit procedures that are appropriate in the circumstances, but not for the purpose of expressing an opinion on the effectiveness of Anderson County's internal control. Accordingly, no such opinion is expressed.
- evaluate the appropriateness of accounting policies used and the reasonableness of significant accounting estimates made by management, as well as evaluate the overall presentation of the financial statements.
- conclude whether, in our judgment, there are conditions or events, considered in the aggregate, that raise substantial doubt about Anderson County's ability to continue as a going concern for a reasonable period of time.

We are required to communicate with those charged with governance regarding, among other matters, the planned scope and timing of the audit, significant audit findings, and certain internal control-related matters that we identified during the audit.

### ***Required Supplementary Information***

Accounting principles generally accepted in the United States of America require that the management's discussion and analysis, schedule of changes in the county's net pension liability (asset) and related ratios, schedules of county and school contributions, schedules of school's proportionate share of the net pension liability (asset), and schedules of county and school changes in the total other postemployment benefits liability and related ratios, as listed under Required Supplementary Information in the table of contents, be presented to supplement the basic financial statements. Such information is the responsibility of management and, although not a part of the basic financial statements, is required by the Governmental Accounting Standards Board who considers it to be an essential part of financial reporting for placing the basic financial statements in an appropriate operational, economic, or historical context. We have applied certain limited procedures to the required supplementary information in accordance with auditing standards generally accepted in the United States of America, which consisted of inquiries of management about the methods of preparing the information and comparing the information for consistency with management's responses to our inquiries, the basic financial statements, and other knowledge we obtained during our audit of the basic financial statements. We do not express an opinion or provide any assurance on the information because the limited procedures do not provide us with sufficient evidence to express an opinion or provide any assurance.

### ***Supplementary Information***

Our audit was conducted for the purpose of forming opinions on the financial statements that collectively comprise Anderson County's basic financial statements. The combining and individual nonmajor fund financial statements, budgetary comparison schedules of nonmajor governmental funds, combining and individual fund financial statements of the Anderson County School Department (a discretely presented component unit), and miscellaneous schedules are presented for purposes of additional analysis and are not a required part of the basic financial statements. Such information is the responsibility of management and was derived from and relates directly to the underlying accounting and other records used to prepare the basic financial statements. The information has been subjected to the auditing procedures applied in the audit of the basic financial statements and certain additional procedures, including comparing and reconciling such

information directly to the underlying accounting and other records used to prepare the basic financial statements or to the basic financial statements themselves, and other additional procedures in accordance with auditing standards generally accepted in the United States of America. In our opinion, the combining and individual nonmajor fund financial statements, budgetary comparison schedules of nonmajor governmental funds, combining and individual fund financial statements of the Anderson County School Department (a discretely presented component unit), and miscellaneous schedules are fairly stated, in all material respects, in relation to the basic financial statements as a whole.

### ***Other Information***

Management is responsible for the other information included in the annual report. The other information comprises the introductory and statistical sections but does not include the basic financial statements and our auditor's report thereon. Our opinions on the basic financial statements do not cover the other information, and we do not express an opinion or any form of assurance thereon.

In connection with our audit of the basic financial statements, our responsibility is to read the other information and consider whether a material inconsistency exists between the other information and the basic financial statements, or the other information otherwise appears to be materially misstated. If, based on the work performed, we conclude that an uncorrected material misstatement of the other information exists, we are required to describe it in our report.

### ***Other Reporting Requirements by Government Auditing Standards***

In accordance with *Government Auditing Standards*, we have also issued our report dated October 31, 2023, on our consideration of Anderson County's internal control over financial reporting and on our tests of its compliance with certain provisions of laws, regulations, contracts, and grant agreements and other matters. The purpose of that report is solely to describe the scope of our testing of internal control over financial reporting and compliance and the results of that testing, and not to provide an opinion on the effectiveness of Anderson County's internal control over financial reporting or on compliance. That report is an integral part of an audit performed in accordance with *Government Auditing Standards* in considering Anderson County's internal control over financial reporting and compliance.

Very truly yours,



Jason E. Mumpower  
Comptroller of the Treasury  
Nashville, Tennessee

October 31, 2023

JEM/tg

**Anderson County, Tennessee  
Management's Discussion and Analysis  
For the Year Ended June 30, 2023**

The management of Anderson County, Tennessee presents readers of Anderson County's annual financial statements this narrative overview and analysis of the financial activities of Anderson County for the fiscal year ended June 30, 2023. We encourage readers to consider this information in conjunction with additional information furnished in the Letter of Transmittal found in the introductory section of this report.

**FINANCIAL HIGHLIGHTS**

- The assets and deferred outflows of Anderson County Primary Government exceeded liabilities and deferred inflows at the end of the fiscal year by \$30,229,173 (net position). Of this amount, a negative \$2,602,648 represents unrestricted net position. The reason for the negative amount will be addressed later in this narrative.
- Anderson County's previous year net position of \$25,054,783 increased \$5,174,390 to a June 30, 2023 balance of \$30,229,173. This increase represents a 20.7% increase from the previous year.
- At the end of the fiscal year, Anderson County's governmental funds reported total combined fund balances of \$28,106,333, an increase of \$983,589 in comparison with the prior year. Approximately 39.9% of this amount, or \$11,202,516 is available for spending at the county's discretion (*unassigned fund balance*).
- At the end of the fiscal year, unrestricted fund balance (the total of the *committed*, *assigned* and *unassigned* components of *fund balance*) for the General Fund was \$17,786,897 or approximately 56.5% of total General Fund expenditures of \$31,494,609.
- Anderson County's total outstanding long-term debt and lease obligations for governmental activities decreased \$3,606,470, or approximately 7.3%, during the fiscal year.

**OVERVIEW OF THE FINANCIAL REPORT**

The discussion and analysis provided here, and in the Letter of Transmittal, are intended to serve as an introduction to Anderson County's basic financial statements. Anderson County's basic financial statements include three primary components: (1) *government-wide financial statements*, (2) *fund financial statements*, and (3) *notes to the financial statements*. This report also includes supplementary information intended to provide additional detail to support the basic financial statements.

**Government-wide Financial Statements.** The *government-wide financial statements* are designed to provide readers with a broad overview of Anderson County's finances in a manner similar to a private-sector business.

The government-wide financial statements include Anderson County Government itself (known as the *primary government*), and the legally separate school system for which the county government is financially accountable. These statements also include a legally separate Anderson County Emergency Communications District (E-911). Financial information for these component units is reported separately from the financial information presented for the primary government itself. Footnotes applicable to both the primary government and the discretely presented school department are included in various footnote sections.

The Statement of Net Position (Exhibit A) presents information on all of Anderson County's assets, liabilities, and deferred inflows/outflows of resources, with the difference reported as *net position*. Over time, increases or decreases in net position may serve as a useful indicator of whether the financial position of Anderson County is improving or declining. Table 2 in the Statistical Section provides a comparison of the net position for each fiscal year starting with 2014.

The Statement of Activities (Exhibit B) presents information showing changes to Anderson County's net position during the most recent fiscal year. All changes in net position are reported as soon as the underlying event giving rise to the change occurs, regardless of the timing of related cash flows. Thus, revenues and expenses are reported in this statement for some items that will only result in cash flows in future fiscal periods (e.g., uncollected taxes and earned, but unused, vacation leave). Table 2 in the Statistical Section provides a comparison of Expenses, Program Revenue, and General Revenue and Other Changes in Net Position on an annual basis for each fiscal year starting with 2014.

The government-wide financial statements distinguish functions of Anderson County Government that are principally supported by taxes and intergovernmental revenues (*governmental activities*) from other functions that are intended to recover all or a significant portion of their costs through user fees and charges (*business-type activities*). The governmental activities of Anderson County include general government; finance; administration of justice; public safety; public health and welfare; social, cultural and recreational services; agricultural and natural resources; emergency medical services; highway/public works; interest on long-term debt; and education.

The county does not currently have any functions that are classified as business-type activities.

**Fund Financial Statements.** A *fund* is a grouping of related accounts used to maintain control over resources that have been segregated for specific activities or objectives. Anderson County, like other state and local governments, uses *fund accounting* to ensure and demonstrate compliance with finance-related legal requirements. All of the funds of the county can be divided into three categories: *governmental funds*, *proprietary funds*, and *fiduciary funds*.

**Governmental Funds.** Management uses *governmental funds* to account for essentially the same functions reported as *governmental activities* in the government-wide financial statements. However, unlike the government-wide financial statements, governmental fund financial statements focus on near-term inflows and outflows of spendable resources, as well

as on balances of spendable resources available at the end of the fiscal year. Such information may be useful in evaluating a government's near-term financing requirements.

Because the focus of the governmental funds is narrower than that of the government-wide financial statements, it is useful to compare the information presented for *governmental funds* with similar information presented for *governmental activities*. By doing so, readers may better understand the long-term impact of the government's near-term financing decisions. Both the governmental fund Balance Sheet and the governmental fund Statement of Revenues, Expenditures, and Changes in Fund Balances provide reconciliation to facilitate this comparison.

Anderson County maintains fourteen individual governmental funds. Information for the four funds that are considered major funds is presented separately in the governmental fund Balance Sheet and in the governmental fund Statement of Revenues, Expenditures, and Changes in Fund Balances. These four funds are the General Fund, the Ambulance Service Fund (a major Special Revenue fund), the Highway/Public Works fund (a major Special Revenue fund), and the Special Purpose Fund (for American Rescue Plan activity). Data from the other ten governmental funds are combined into a single aggregated presentation. Data relating to each of the non-major governmental funds is provided in the form of Combining and Individual Fund Financial Statements and Schedules of this report.

The discretely presented component unit (DPCU) School Department maintains six individual governmental funds. The General Purpose School Fund and the School Federal Projects Fund are considered major funds, with the remaining four funds combined into a single, aggregated amount with detail provided in the Combining and Individual Fund Financial Statements and Schedules.

Anderson County adopts an annually appropriated budget for each of the primary government's governmental funds. The basic financial statement section includes the budgets for the General Fund, the Ambulance Service Fund, the Special Purpose Fund, and the Highway/Public Works Fund. The budgets for other governmental funds are presented in the Non-major Governmental Funds section of this report. Budgets for each fund of the discretely presented component unit (DPCU) School Department are presented in the Component Unit section of this report.

Budgetary comparison statements have been provided for these funds, and other funds, to demonstrate compliance with their budgets. The basic governmental fund financial statements can be found in Exhibits C-1 through C-8 of this report.

**Proprietary Funds.** *Proprietary funds* are used to account for activities where the emphasis is placed on net income determination. There are two types of proprietary funds – *enterprise funds* and *internal service funds*. Enterprise funds are used to report the same functions presented as business-type activities in the government-wide financial statements. The county does not currently have any business-type activities. Internal service funds are used to accumulate and allocate costs internally among various county functions. The county utilizes one internal service fund to account for employee health insurance related activities. Because the internal service fund benefits governmental functions, its assets and liabilities have been included with governmental activities in the government-wide financial

statements and are presented separately in the fund financial statements.

The proprietary fund financial statements can be found in Exhibits D-1 through D-3 of this report.

**Fiduciary Funds.** *Fiduciary funds* are used to account for resources held for the benefit of parties outside the governmental entity. Fiduciary funds are not reported in the government-wide financial statements because the resources of those funds are not available to support Anderson County Government programs or operations. The accounting used for fiduciary funds is much like that used for proprietary funds. The county's fiduciary funds consist of the Cities Sales Tax, Clinton School Average Daily Attendance Tax, Oak Ridge School Average Daily Attendance Tax, Constitutional Officers – Custodial, Judicial District Drug, and District Attorney General Funds, which are combined into custodial funds on the fiduciary funds financial statements.

The basic fiduciary funds financial statements can be found on Exhibits E-1 and E-2 of this report. Exhibits H-1 and H-2 will provide additional details pertaining to financial activities on each of these fiduciary funds.

**Notes to the Financial Statements.** The notes to the financial statements provide additional information that is necessary to acquire a full understanding of the data provided in the government-wide and fund financial statements. Page references for the notes can be found on “The Index and Notes to the Financial Statements” following the Basic Financial Statements of this report.

**Other Information.** In addition to the basic financial statements and accompanying notes, this report presents required information concerning pension and other post-employment benefits (OPEB). This information is presented in the Required Supplementary Information Section of this report.

The combining statements for non-major governmental funds are presented immediately following the notes to the required supplementary information. Page references for Combining and Individual Fund Statements and Schedules can be found in the table of contents.

## **GOVERNMENT-WIDE FINANCIAL ANALYSIS**

As noted earlier, net position (surplus or deficit) may serve as a useful indicator of a government's financial position. Anderson County's assets and deferred outflows exceeded liabilities and deferred inflows by \$30,229,173 at the close of the fiscal year.

The Constitution of the State of Tennessee authorizes the local legislative body to issue debt. Therefore, when the Anderson County Board of Education requires additional money to fund school construction and equipment, the Anderson County Government must issue the related debt. As of June 30, 2023 Anderson County has outstanding debt totaling \$45,657,465. Of the county's total outstanding debt, \$26,582,465, or approximately 58.2% is for the benefit of the Anderson County Board of Education. This debt will be paid from the Rural School Debt Service and Education Debt Service Funds by contributions from the Anderson County

School Department and other local revenue (property taxes and interest earned on investments), as authorized by the Anderson County Board of Commissioners.

**Anderson County’s Statement of Net Position – Primary Government**

	<u>Governmental Activities</u>	
	<u>2023</u>	<u>2022</u>
Current and Other Assets	\$ 65,429,074	\$ 68,393,608
Capital Assets	43,734,246	43,665,037
Total Assets	<u>\$ 109,163,320</u>	<u>\$ 112,058,645</u>
Total Deferred Outflows of Resources	<u>\$ 5,577,720</u>	<u>\$ 5,610,134</u>
Current Liabilities	\$ 12,293,412	\$ 8,689,616
Long Term Liabilities	50,639,904	54,768,440
Total Liabilities	<u>\$ 62,933,316</u>	<u>\$ 63,458,056</u>
Total Deferred Inflows of Resources	<u>\$ 21,578,551</u>	<u>\$ 29,155,940</u>
Net Position		
Net Investment in Capital Assets	\$ 23,159,967	\$ 21,862,495
Restricted	9,671,854	17,286,345
Unrestricted	(2,602,648)	(14,094,057)
Total Net Position	<u>\$ 30,229,173</u>	<u>\$ 25,054,783</u>

**Anderson County’s Statement of Net Position – DPCU School Department**

	<u>Governmental Activities</u>	
	<u>2023</u>	<u>2022</u>
Current and Other Assets	\$ 56,709,323	\$ 84,516,222
Capital Assets	<u>60,341,058</u>	<u>53,925,742</u>
Total Assets	<u>\$ 117,050,381</u>	<u>\$ 138,441,964</u>
Total Deferred Outflows of Resources	<u>\$ 15,062,254</u>	<u>\$ 16,565,267</u>
Current Liabilities	\$ 4,285,783	\$ 3,538,025
Noncurrent Liabilities	<u>6,934,721</u>	<u>7,545,172</u>
Total Liabilities	<u>\$ 11,220,504</u>	<u>\$ 11,083,197</u>
Total Deferred Inflows of Resources	<u>\$ 20,569,733</u>	<u>\$ 50,114,484</u>
Net Position		
Net Investment in Capital Assets	\$ 59,358,954	\$ 53,925,742
Restricted	18,718,419	43,863,248
Unrestricted	<u>22,245,025</u>	<u>(3,979,440)</u>
Total Net Position	<u>\$ 100,322,398</u>	<u>\$ 93,809,550</u>

The largest portion of Anderson County’s net position, totaling \$23,159,967, is its net investment in capital assets (e.g., land, buildings, machinery, equipment, vehicles, and infrastructure less the related outstanding debt used to acquire those assets). The largest portion of the DPCU School Department net position is its net investment in capital assets of \$59,358,954. Both Anderson County and the DPCU School Department use these capital assets to provide a variety of services to citizens. Accordingly, these assets are not available for future spending. Although Anderson County’s investment in capital assets is reported net of related debt, it should be noted that the resources needed to repay this debt must be provided from other sources, since the capital assets themselves cannot be used to liquidate these liabilities.

An additional portion of Anderson County’s Net Position totaling \$9,671,854 represents resources that are subject to external restrictions on how they may be used. The restricted total for the DPCU School Department is \$18,718,419.

Anderson County’s Governmental Activities Unrestricted Net Position is a negative \$2,602,648. The DPCU School Department’s Unrestricted Net Position is \$22,245,025. The negative balance represents non-capital related assets net of Anderson County’s Government Activities debt. Both of these amounts are the result of certain capital assets being reflected as part of the Net Investments in Capital Assets in the DPCU School Department. These assets were financed by debt, which is included in the Long Term Liabilities of the Primary Government.

**Governmental Activities.** The net position for governmental activities increased \$5,174,390 from the prior fiscal year balance of \$25,054,783 to a June 30, 2023 balance of \$30,229,173.

Revenues on the government-wide Statement of Activities are broken into two major categories – program revenues and general revenues.

Program revenues are comprised of three types: charges for services to customers, operating grants and contributions (restricted for a specific purpose), and capital grants and contributions (restricted for a specific purpose).

General revenues are all revenues that do not qualify as program revenues and are the largest revenue category. For the county, local taxes are the largest revenue source within this major category. For the DPCU School Department, local taxes, contributions from state and federal government, and various unrestricted grants are the largest revenue sources.

**Anderson County’s Statement of Activities – Primary Government**

	<u>Governmental Activities</u>	
	<u>2023</u>	<u>2022</u>
Program Revenues		
Charges for Current Services	\$ 15,682,766	\$ 14,356,302
Operating Grants and Contributions	6,650,632	5,547,507
Capital Grants and Contributions	<u>3,724,310</u>	<u>764,081</u>
Total Program Revenue	<u>\$ 26,057,708</u>	<u>\$ 20,667,890</u>
General Revenues		
Local Taxes	\$ 27,119,168	\$ 27,284,338
Grants and Contributions Not Restricted for Specific Programs	5,352,194	4,710,914
Unrestricted Investment Income	179,483	15,427
Miscellaneous Revenue	<u>37,701</u>	<u>13,401</u>
Total General Revenues	<u>\$ 32,688,546</u>	<u>\$ 32,024,080</u>
Total Revenues	<u>\$ 58,746,254</u>	<u>\$ 52,691,970</u>

**Anderson County's Statement of Activities – Primary Government (Cont.)**

	<u>Governmental Activities</u>	
	<u>2023</u>	<u>2022</u>
Expenses		
General Government	\$ 7,446,739	\$ 7,044,697
Finance	3,674,336	3,128,175
Administration of Justice	4,059,895	3,304,519
Public Safety	17,400,255	14,839,019
Public Health and Welfare	10,572,771	9,505,014
Social, Cultural, and Recreational Services	1,033,457	878,430
Agriculture and Natural Resources	229,618	236,994
Highways	7,684,466	5,698,212
Education		
Interest on Long Term Debt	1,470,327	1,642,154
Total Expenses	<u>\$ 53,571,864</u>	<u>\$ 46,277,214</u>
Increase (Decrease) in Net Position	\$ 5,174,390	\$ 6,414,756
Net Position, July 1	<u>25,054,783</u>	<u>18,640,027</u>
Net Position, June 30	<u>\$ 30,229,173</u>	<u>\$ 25,054,783</u>

Total Program Revenue increased from the previous year by \$5,389,818, and General Revenue increased from the previous year by \$664,466, for an overall percentage increase of 11.5%.

Total Expenses increased by \$7,294,650 from the previous year, for an overall percentage increase of 15.8%.

The majority of these increases are attributable to increased grant activities.

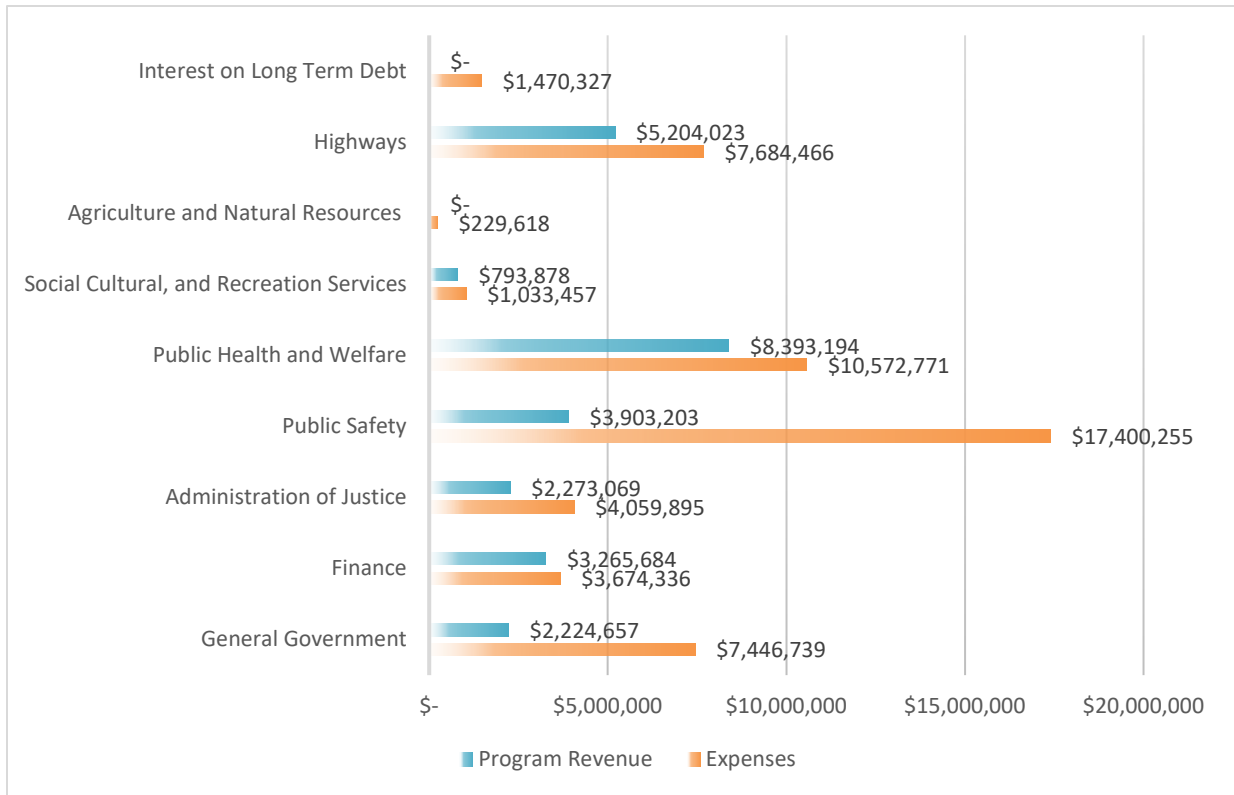
**Anderson County’s Statement of Activities – DPCU School Department**

	<u>Governmental Activities</u>	
	<u>2023</u>	<u>2022</u>
Program Revenues		
Charges for Current Services	\$ 1,004,595	\$ 622,311
Operating Grants and Contributions	21,164,847	20,429,566
Capital Grants and Contributions	<u>6,367,800</u>	<u>1,428,961</u>
Total Program Revenue	<u>\$ 28,537,242</u>	<u>\$ 22,480,838</u>
General Revenues		
Local Taxes	\$ 30,623,291	\$ 31,069,267
State and Federal Unrestricted	37,527,518	36,391,226
Unrestricted Investment Income	98,712	9,612
Miscellaneous Revenue	<u>101,982</u>	<u>100,657</u>
Total General Revenues	<u>\$ 68,351,503</u>	<u>\$ 67,570,762</u>
Total Revenues	<u><u>\$ 96,888,745</u></u>	<u><u>\$ 90,051,600</u></u>
Expenses		
Education	<u>\$ 90,375,897</u>	<u>\$ 75,978,050</u>
Total Expenses	<u>\$ 90,375,897</u>	<u>\$ 75,978,050</u>
Increase (Decrease) in Net Position	\$ 6,512,848	\$ 14,073,550
Net Position, July 1	93,809,550	79,661,371
Restatement		<u>74,629</u>
Net Position, June 30	<u>\$ 100,322,398</u>	<u>\$ 93,809,550</u>

Total revenues increased \$6,837,145, while revenue from local taxes decreased by \$445,976 due to Tax Equalization adjustments effecting property taxes collected on tangible personal property and public utilities. The majority of this increase is attributable to increased grant activities.

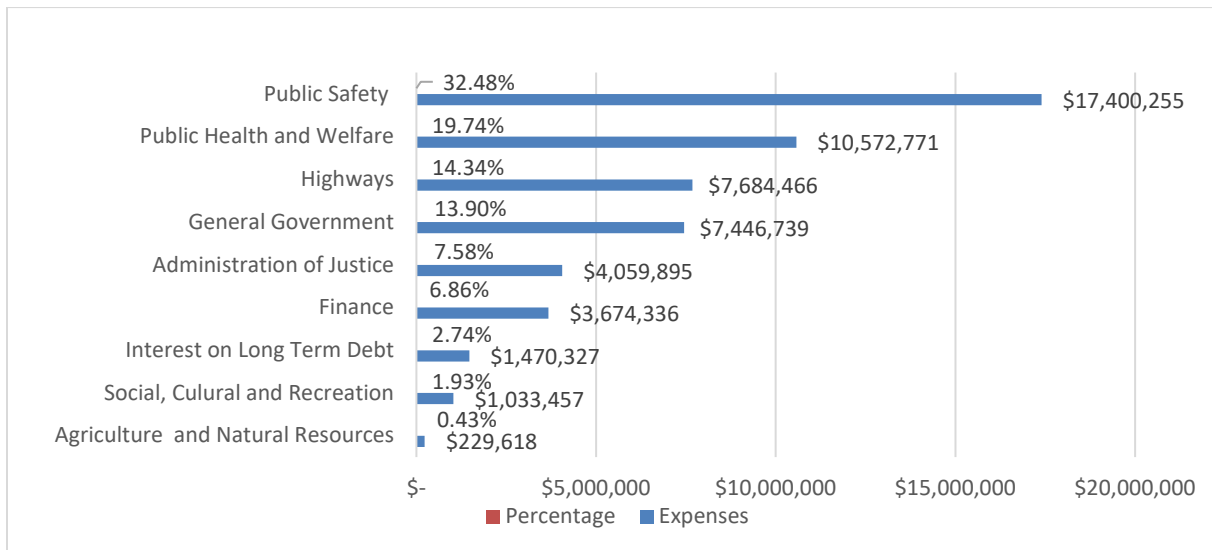
The restatement of beginning net position in 2022 was necessary to restate the carrying value of an intangible right-to-use asset due to the implementation of GASB Statement 87.

## Anderson County Expense and Program Revenue for Governmental Activities



Program expenses exceeded program revenues for governmental activities by \$27,514,156 and was primarily funded with Property Taxes, Local Option Sales Tax, and Grants and Contributions Not Restricted to Specific Programs.

The following chart ranks the expense functions by amount and reflects the percentage of the total expenses of each function.



Expenses for Public Safety, Public Health & Welfare, General Government, and Highways are the largest expense components for Anderson County, which when combined total \$43,104,231, and are approximately 80% of total expenses.

## **FINANCIAL ANALYSIS OF THE GOVERNMENT'S FUNDS**

As noted earlier, Anderson County uses fund accounting to ensure and demonstrate compliance with finance-related legal requirements.

The focus of Anderson County's *governmental funds* is to provide information on the near-term inflows, outflows and balances of spendable resources. Such information is useful in assessing Anderson County's financing requirements. In particular, *unassigned fund balance* (only reflected in the General Fund unless another fund has a deficit in the fund equity section) may serve as a useful measure of a government's net resources available for discretionary use. This amount represents the portion of fund balance which has not yet been limited to use for a particular purpose by an external party, Anderson County Government itself, or a group or individual that has been delegated authority to assign resources for use for particular purposes.

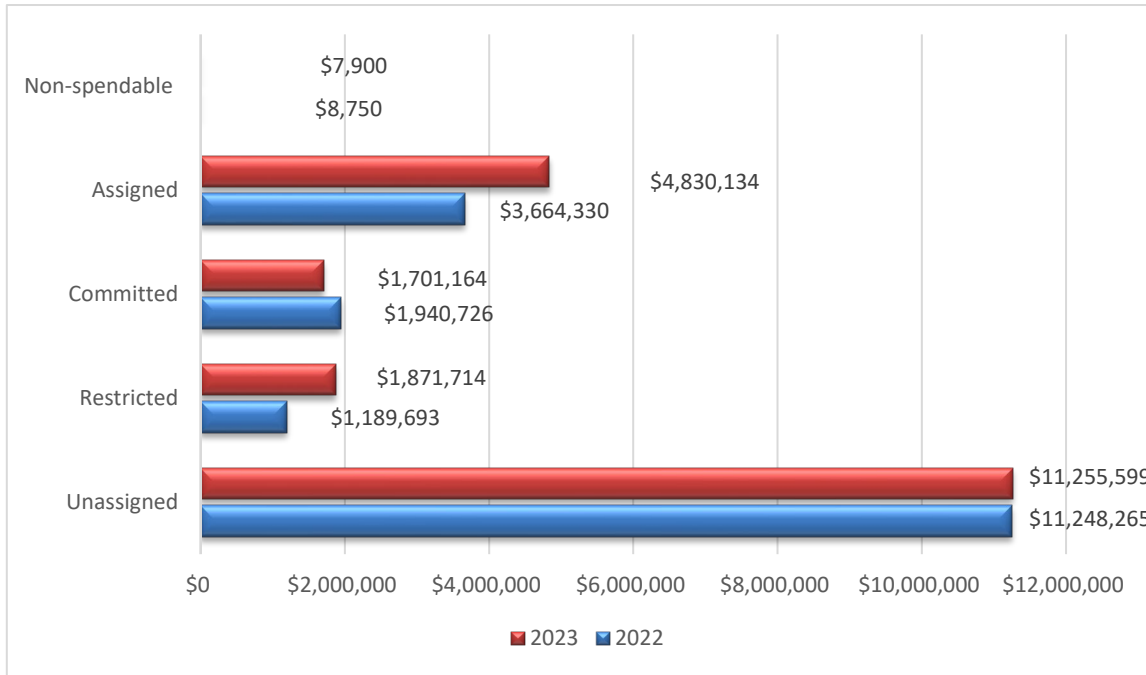
At June 30, 2023, Anderson County's governmental funds reported combined ending fund balances of \$28,106,333, an increase of \$983,589 from the prior year balance of \$27,122,744.

Detailed analysis of the increase in ending fund balance can be found on Exhibit C-3 Statement of Revenues, Expenditures, and Changes in Fund Balance.

Approximately 39.9% of the fund balance amount, or \$11,202,516, constitutes *unassigned fund balance* available for spending at the government's discretion. The remainder of fund balance is classified as follows:

- (1) non-spendable - (for prepaid items and inventory) \$68,194;
- (2) restricted for particular purposes - (for various expense functions) \$8,896,507;
- (3) committed for particular purposes - (for various expense functions) \$3,108,982;
- (4) assigned for particular purposes \$4,830,134.

## Anderson County General Fund Components of Fund Balance



The General Fund is the primary operating fund of Anderson County. As a measure of the General Fund’s liquidity, it may be useful to compare both unassigned fund balance and total fund balance to total General Fund expenses. At the end of the current fiscal year, unassigned fund balance increased to \$11,255,599 and the total fund balance increased to \$19,666,511. The majority of the overall increase was due to the rise in restricted funds from opioid settlements.

### Anderson County’s General Fund Liquidity

	2023	2022
Total General Fund Expenditures	\$ 31,494,609	\$ 30,163,102
Unassigned Fund Balance to Total General Fund Expenditures	35.7%	37.3%
Total Fund Balance to Total General Fund Expenditures	62.4%	59.8%

### **Summary of Other Major Funds Fund Balances**

The EMS/Ambulance Service Fund balance was \$1,016,779 which was a decrease of \$113,685 from the beginning fund balance of \$1,130,464. The majority of this decrease is attributable to a change in personnel scheduling and salary increases of 5%.

The Highway Fund balance of \$3,940,868 decreased \$879,077 from the beginning fund balance of \$4,819,945. This decrease is primarily attributable to capital asset purchases.

The DPCU School Department’s main operating fund is the General Purpose School Fund. At the close of fiscal year, the fund balance of this fund was \$15,997,391 with an unassigned balance of \$8,732,786. The other components of fund balance were Restricted of \$1,720,651 and Assigned of \$5,543,954. The balance in this fund decreased by \$3,652,771 during the fiscal year. The majority of this decrease is attributable to school renovations and purchase of properties for school parking expansions, and enhanced safety measures. The unassigned balance represents 12.2% of current year expenditures.

**BUDGETARY HIGHLIGHTS**

**Original Budget compared to Final Budget.** During the fiscal year, additional appropriations were made to the original General Fund budget. The following table summarizes these additional appropriations:

	Original	Amended	Increase (Decrease)
General Fund Appropriations:			
General Government	\$ 4,430,107	\$ 4,741,911	\$ 311,804
Finance	3,780,020	3,948,448	168,428
Administration of Justice	3,996,688	4,104,458	107,770
Public Safety	15,962,027	17,500,782	1,538,755
Public Health and Welfare	1,583,057	1,869,679	286,622
Social, Cultural, and Recreational Services	141,528	190,579	49,051
Agriculture and Natural Resources	284,158	293,158	9,000
Other Operations	999,359	1,571,274	571,915
Capital Projects	630,370	630,370	0
<b>Total</b>	<b>\$ 31,807,314</b>	<b>\$ 34,850,659</b>	<b>\$ 3,043,345</b>

Either additional revenue from the State of Tennessee, Other Revenues, or the use of beginning fund balance funded these additional expenses.

**Final budget compared to actual results of the General Fund.**

Actual revenue was \$257,383 less than anticipated. The most significant factors contributing this shortfall were the negative budget variances in “Fees Received from County Officials” revenue of \$523,224 and in “Federal Government” revenue of \$739,620. At the close of the fiscal year, actual expenditures and encumbrances were \$3,408,694 less than budgetary estimates. Expenditures in the each of the following functions were held below appropriations by amounts in excess of \$300,000:

- \$874,210 in Public Safety,
- \$677,700 in Public Health and Welfare,
- \$622,370 in Capital Projects, and
- \$460,526 in General Government.

Exhibit C-5 provides additional details on actual revenue and expenditure variances from amended budgets.

## Proprietary Fund

Anderson County's proprietary fund statements provide the same type of information found in the government-wide financial statements.

### Net Position of Internal Service Fund

	Proprietary Fund	
	2023	2022
Employee Health Insurance Fund	\$ 1,277,988	\$ 1,639,403

Net position decreased by \$361,415. This is primarily due to increased medical costs and holding employee and employer contributions to prior year levels. The proprietary fund financial statements are included as Exhibits D-1 through D-3.

## CAPITAL ASSETS AND DEBT ADMINISTRATION

**Capital Assets.** Anderson County's investment in capital assets for its governmental activities as of June 30, 2023 totals \$43,734,246 (net of accumulated depreciation). The investment in capital assets includes land, construction in progress, buildings and improvements, other capital assets (including vehicles and equipment), and infrastructure (highways and bridges). The net increase in capital assets for the current fiscal year was \$69,209, or approximately 0.16%.

### Anderson County's Capital Assets (net of depreciation)

	Governmental Activities	
	2023	2022
Land	\$ 2,470,802	\$ 2,470,802
Construction in Progress	854,061	38,159
Buildings and Improvements	28,810,405	29,458,089
Other Capital Assets	7,247,367	6,993,443
Infrastructure	4,351,611	4,704,544
Total	<u>\$ 43,734,246</u>	<u>\$ 43,665,037</u>

For detailed information on Capital Asset activity, refer to Financial Statement Note IV. B.

**Long-term Debt and Lease Obligations.** At the end of the 2023 fiscal year, Anderson County Government had total debt and lease obligations outstanding of \$45,657,465. All debt is backed by the full faith and credit of the county government.

## Anderson County's Outstanding Debt and Lease Obligations

	<u>Governmental Activities</u>	
	<u>2023</u>	<u>2022</u>
Notes Payable	\$ 0	\$ 2,952
Other Loans Payable	6,020,000	6,445,000
Bonds Payable	39,575,000	42,640,000
Lease Payable	62,465	175,983
<b>Total</b>	<b><u>\$ 45,657,465</u></b>	<b><u>\$ 49,263,935</u></b>

Anderson County's total debt and lease obligations decreased \$3,606,470, or approximately 7.3%, during the current fiscal year.

For detailed information on Lease and Long-term Debt activity, refer to Financial Statement Notes IV. E., F., and G.

Currently, state statutes do not limit the amount of general obligation debt a government entity may issue. Anderson County's bond rating from Moody's Investor Services was Aa2 as of June 2023.

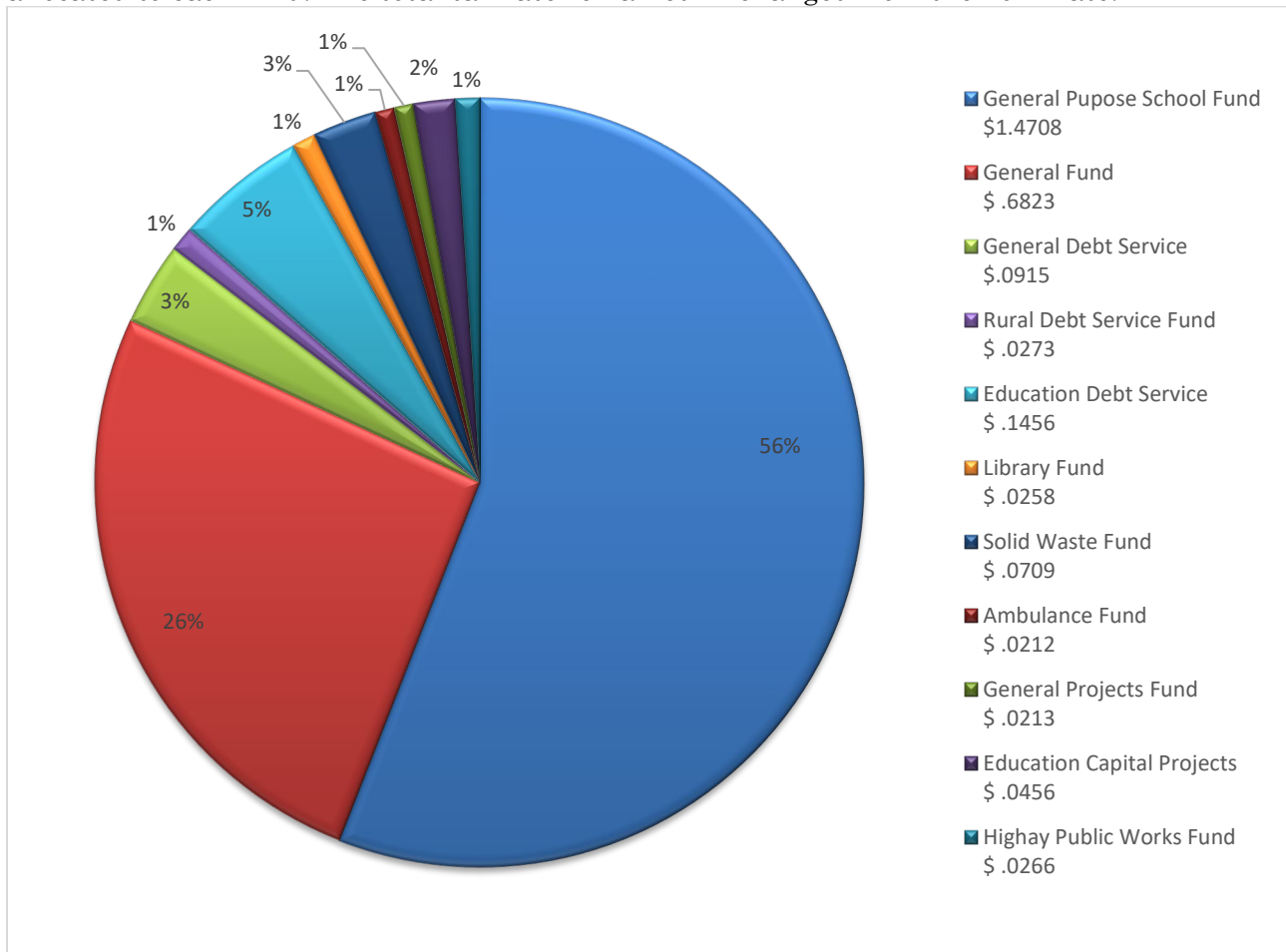
## ECONOMIC FACTORS AND NEXT YEAR'S BUDGETS AND RATES

The Statistical Section of this Annual Comprehensive Financial Report provides information and illustrates trends that may have an effect on Anderson County operations in the future:

- Table 1 reflects a material increase in the Primary Governmental Net Position.
- Table 2 reflects a slight increase in General Revenue.
- Table 3 reflects a slight decrease in the Government Activities Tax Revenue by Source.
- Table 4 reflects continued growth of fund balances in the General Fund and Other Governmental Funds.
- Table 5 provides a detailed breakdown of net changes in Governmental Fund balances.
- Table 6 provides a detailed breakdown of the county's Tax Revenue by Sources.
- Table 7 reflects the continued increases in the various appraised and assessed property values for tax purposes. Per controlling state statutes, the State of Tennessee, Division of Property Assessments is charged with performing the task of reviewing and determining the appraised and assessed values for real and personal property utilized by counties for calculation of tax rate every fifth year. The values reflected for Public Utilities, including railroads, are provided by the State of Tennessee on an annual basis.

- Table 8 reflects allocation of tax rates for the past ten years. It should be noted that the 2019 tax rate was the first increase since the 2015 tax year, tax year 2020 was a reappraisal year, and tax year 2022 was an equalization year for personal property and Public Utilities.
- Table 9 lists the Principal Taxpayers for 2023 as compared to 2014.
- The remaining statistical tables deal with debt capacity, demographic, economic, and operating information and data. These tables provide additional insight to the readers and users of the county's financial statements and the accompanying notes to those statements.

The following chart reflects the 2022 tax rate of \$2.6289 and the percentage of the total rate allocated to each fund. The total tax rate remained unchanged from the 2021 rate.



Please note that the revenue generated from the portion of the tax rate allocated to General Purpose School Fund is split between the Anderson County Discretely Presented School Department, Oak Ridge City ADA Fund, and Clinton City ADA Fund based on the Weighted Average Daily Attendance of students in each school system.

## **REQUESTS FOR INFORMATION**

This financial report is designed to provide a general overview of Anderson County's finances for all those with an interest in the government's financial information. Questions concerning any of the information provided in this report or requests for additional financial information should be addressed to the Anderson County Director of Finance, 100 North Main Street, Room 212, Clinton, Tennessee 37716-3625.

# BASIC FINANCIAL STATEMENTS

Exhibit A

Anderson County, Tennessee  
Statement of Net Position  
June 30, 2023

	Primary Governmental Activities	Component Units	
		Anderson County School Department	Emergency Communi- cations District
<u>ASSETS</u>			
Cash	\$ 1,392,777	\$ 2,834,668	\$ 1,455,319
Equity in Pooled Cash and Investments	37,457,295	20,593,366	0
Inventories	60,294	151,640	0
Accounts Receivable	3,473,814	2,568	0
Allowance for Uncollectible	(2,043,031)	0	0
Due from Other Governments	2,445,125	5,181,043	0
Due from Primary Government	0	98,712	0
Due from Component Units	76,325	0	0
Property Taxes Receivable	22,113,337	18,035,249	0
Allowance for Uncollectible Property Taxes	(428,867)	(349,685)	0
Prepaid Items	7,925	0	105,315
Other Current Assets	0	12,225	0
Restricted Assets:			
Amounts Accumulated for Pension Benefits	0	914,866	0
Net Pension Asset - Agent Plan	874,080	535,954	65,081
Net Pension Asset - Teacher Retirement Plan	0	200,106	0
Net Pension Asset - Teacher Legacy Pension Plan	0	8,498,611	0
Capital Assets:			
Assets Not Depreciated:			
Land	2,470,802	1,392,443	0
Construction in Progress	854,061	3,766,078	0
Assets Net of Accumulated Depreciation/Amortization:			
Buildings and Improvements	28,810,405	51,941,926	0
Infrastructure	4,351,611	0	0
Other Capital Assets	7,247,367	3,193,126	624,970
Intangible Right-to-use Assets	0	47,485	0
Total Assets	<u>\$ 109,163,320</u>	<u>\$ 117,050,381</u>	<u>\$ 2,250,685</u>

DEFERRED OUTFLOWS OF RESOURCES

Deferred Charge on Refunding	\$ 329,850	\$ 0	\$ 0
Pension Changes in Experience	953,724	1,993,720	81,043
Pension Changes in Assumptions	2,962,667	7,374,984	13,193
Pension Changes in Investment Earnings	100,969	270,306	1,789
Pension Changes in Proportionate Share	0	164,573	0
Pension Contributions After Measurement Date	1,158,065	3,131,499	12,019
OPEB Changes in Experience	20,173	325,223	0
OPEB Changes in Assumptions	52,272	1,321,177	0
OPEB Changes in Proportionate Share	0	177,360	0
OPEB Contributions After Measurement Date	0	303,412	0
Total Deferred Outflows of Resources	<u>\$ 5,577,720</u>	<u>\$ 15,062,254</u>	<u>\$ 108,044</u>

(Continued)

Exhibit A

Anderson County, Tennessee  
Statement of Net Position (Cont.)

	Primary Government Governmental Activities	Component Units	
		Anderson County School Department	Emergency Communi- cations District
<u>LIABILITIES</u>			
Accounts Payable	\$ 1,099,163	\$ 1,767,268	\$ 2,505
Accrued Payroll	667,167	1,397	0
Accrued Interest Payable	243,261	0	0
Payroll Deductions Payable	57,628	1,518,777	0
Contracts Payable	0	919,639	0
Due to Primary Government	0	76,325	0
Due to Component Units	98,712	0	0
Due to State of Tennessee	2,398	227	0
Due to Other Governments	9,697,777	0	0
Other Current Liabilities	383,280	2,150	0
Customer Deposits Payable	14,026	0	0
Cash Bonds	30,000	0	0
Noncurrent Liabilities:			
Due Within One Year - Leases	62,465	0	0
Due Within One Year - Debt	3,655,000	0	0
Due Within One Year - Other	767,744	623,627	0
Due in More than One Year - Debt	45,711,405	0	0
Due in More than One Year - Other	443,290	6,311,094	0
Total Liabilities	<u>\$ 62,933,316</u>	<u>\$ 11,220,504</u>	<u>\$ 2,505</u>
<u>DEFERRED INFLOWS OF RESOURCES</u>			
Deferred Current Property Taxes	\$ 21,094,142	\$ 17,204,311	\$ 0
Deferred Credit on Refunding	229,989	0	0
Pension Changes in Experience	65,977	1,598,039	0
Pension Changes in Proportionate Share	0	58,678	0
OPEB Changes in Experience	117,282	598,028	0
OPEB Changes in Assumptions	71,161	910,224	0
OPEB Changes in Proportionate Share	0	200,453	0
Total Deferred Inflows of Resources	<u>\$ 21,578,551</u>	<u>\$ 20,569,733</u>	<u>\$ 0</u>
<u>NET POSITION</u>			
Net Investment in Capital Assets	\$ 23,159,967	\$ 59,358,954	\$ 624,970
Restricted for:			
General Government	397,328	0	0
Finance	100,905	0	0
Administration of Justice	456,857	0	0
Public Safety	218,317	0	0
Public Health and Welfare	1,607,067	0	0
Social, Cultural, and Recreational Services	1,116,115	0	0
Highway/Public Works	4,156,603	0	0
Debt Service	171,607	0	0
Capital Projects	572,975	734,844	0
Education	0	7,834,038	0
Pensions	874,080	10,149,537	65,081
Unrestricted	<u>(2,602,648)</u>	<u>22,245,025</u>	<u>1,666,173</u>
Total Net Position	<u>\$ 30,229,173</u>	<u>\$ 100,322,398</u>	<u>\$ 2,356,224</u>

The notes to the financial statements are an integral part of this statement.

Exhibit B

Anderson County, Tennessee  
Statement of Activities  
For the Year Ended June 30, 2023

Functions/Programs						Net (Expense) Revenue and Changes in Net Position		
	Program Revenues				Primary	Component Units		
	Expenses	Charges for Services	Operating Grants and Contributions	Capital Grants and Contributions	Governmental Total	Anderson County School Department	Emergency Communications District	
Primary Government:								
Governmental Activities:								
General Government	\$ 7,446,739	\$ 971,062	\$ 768,960	\$ 484,635	\$ (5,222,082)	\$ 0	\$ 0	
Finance	3,674,336	3,265,684	0	0	(408,652)	0	0	
Administration of Justice	4,059,895	1,706,997	566,072	0	(1,786,826)	0	0	
Public Safety	17,400,255	2,184,244	1,233,829	485,130	(13,497,052)	0	0	
Public Health and Welfare	10,572,771	6,700,550	1,072,045	620,599	(2,179,577)	0	0	
Social, Cultural, and Recreational Services	1,033,457	647,223	144,592	2,063	(239,579)	0	0	
Agriculture and Natural Resources	229,618	0	0	0	(229,618)	0	0	
Highways	7,684,466	207,006	2,865,134	2,131,883	(2,480,443)	0	0	
Debt Service:								
Interest on Long-term Debt	1,470,327	0	0	0	(1,470,327)	0	0	
<b>Total Primary Government</b>	<b>\$ 53,571,864</b>	<b>\$ 15,682,766</b>	<b>\$ 6,650,632</b>	<b>\$ 3,724,310</b>	<b>\$ (27,514,156)</b>	<b>\$ 0</b>	<b>\$ 0</b>	
Component Units:								
Anderson County School Department	\$ 90,375,897	\$ 1,004,595	\$ 21,164,847	\$ 6,367,800	\$ 0	\$ (61,838,655)	\$ 0	
Emergency Communications District	541,275	632,099	0	0	0	0	90,824	
<b>Total Component Units</b>	<b>\$ 90,917,172</b>	<b>\$ 1,636,694</b>	<b>\$ 21,164,847</b>	<b>\$ 6,367,800</b>	<b>\$ 0</b>	<b>\$ (61,838,655)</b>	<b>\$ 90,824</b>	

(Continued)

Exhibit B

Anderson County, Tennessee  
Statement of Activities (Cont.)

Functions/Programs	Expenses	Net (Expense) Revenue and Changes in Net Position					
		Program Revenues			Primary	Component Units	
		Charges for	Operating	Capital	Government	Anderson	Emergency
	Services	Grants and	Grants and	Total	County	Communi-	
		Contributions	Contributions	Governmental	School	cations	
				Activities	Department	District	
General Revenues:							
Taxes:							
Property Taxes Levied for General Purposes				\$ 16,671,000	\$ 17,500,626	\$ 0	
Property Taxes Levied for Debt Service				3,817,565	0	0	
Property Taxes Levied for Capital Projects				423,169	0	0	
Local Option Sales Taxes				3,123,407	13,119,859	0	
Hotel/Motel Tax				659,156	0	0	
Litigation Tax				320,631	0	0	
Business Tax				1,662,970	0	0	
Wholesale Beer Tax				192,133	0	0	
Mineral and Coal Severance Tax				149,639	0	0	
Gas and Oil Severance Tax				84,034	0	0	
Other Local Taxes				15,464	2,806	0	
Grants and Contributions Not Restricted to Specific Programs				5,352,194	37,527,518	0	
Unrestricted Investment Income				179,483	98,712	4,848	
Miscellaneous				37,701	101,982	0	
Total General Revenues				\$ 32,688,546	\$ 68,351,503	\$ 4,848	
Change in Net Position				\$ 5,174,390	\$ 6,512,848	\$ 95,672	
Net Position, July 1, 2022				25,054,783	93,809,550	2,313,191	
Restatement - See Note VI.H.				0	0	(52,639)	
Net Position, June 30, 2023				\$ 30,229,173	\$ 100,322,398	\$ 2,356,224	

The notes to the financial statements are an integral part of this statement.

Exhibit C-1

Anderson County, Tennessee  
Balance Sheet  
Governmental Funds  
June 30, 2023

	Major Funds				Nonmajor	Total
	General	Ambulance Service	Special Purpose	Highway / Public Works	Funds Other Govern- mental Funds	
<u>ASSETS</u>						
Cash	\$ 63,766	\$ 0	\$ 0	\$ 0	\$ 33,366	\$ 97,132
Equity in Pooled Cash and Investments	19,523,915	778,960	9,736,260	3,634,382	3,783,778	37,457,295
Inventories	0	0	0	60,294	0	60,294
Accounts Receivable	141,989	3,006,665	82	2,461	322,617	3,473,814
Allowance for Uncollectibles	0	(2,043,031)	0	0	0	(2,043,031)
Due from Other Governments	1,694,200	0	0	740,937	9,988	2,445,125
Due from Other Funds	241,856	5,185	0	28,391	22,468	297,900
Due from Component Units	6	0	0	13,854	0	13,860
Property Taxes Receivable	14,529,677	451,457	0	566,451	6,565,752	22,113,337
Allowance for Uncollectible Property Taxes	(281,714)	(8,753)	0	(10,982)	(127,418)	(428,867)
Prepaid Items	7,900	0	0	0	0	7,900
Total Assets	\$ 35,921,595	\$ 2,190,483	\$ 9,736,342	\$ 5,035,788	\$ 10,610,551	\$ 63,494,759
<u>LIABILITIES</u>						
Accounts Payable	\$ 443,515	\$ 106,338	\$ 91,648	\$ 143,366	\$ 237,972	\$ 1,022,839
Accrued Payroll	507,410	109,854	0	29,205	20,698	667,167
Payroll Deductions Payable	40,598	11,627	0	3,308	2,095	57,628
Due to Other Funds	293,080	60,095	0	17,144	303,329	673,648
Due to Component Units	0	0	0	0	98,712	98,712
Due to Other Governments	0	0	9,697,777	0	0	9,697,777
Other Current Liabilities	33,000	0	0	0	0	33,000
Current Liabilities Payable From Restricted Assets	14,026	0	0	0	0	14,026
Sales Tax	2,398	0	0	0	0	2,398
Cash Bonds	30,000	0	0	0	0	30,000
Total Liabilities	\$ 1,364,027	\$ 287,914	\$ 9,789,425	\$ 193,023	\$ 662,806	\$ 12,297,195

(Continued)

Exhibit C-1

Anderson County, Tennessee  
Balance Sheet  
Governmental Funds (Cont.)

	Major Funds				Nonmajor	Total
	General	Ambulance Service	Special Purpose	Highway / Public Works	Funds Other Govern- mental Funds	
<u>DEFERRED INFLOWS OF RESOURCES</u>						
Deferred Current Property Taxes	\$ 13,860,253	\$ 430,657	\$ 0	\$ 540,353	\$ 6,262,879	\$ 21,094,142
Deferred Delinquent Property Taxes	324,682	10,089	0	12,658	144,212	491,641
Other Deferred/Unavailable Revenue	706,122	445,044	0	348,886	5,396	1,505,448
Total Deferred Inflows of Resources	\$ 14,891,057	\$ 885,790	\$ 0	\$ 901,897	\$ 6,412,487	\$ 23,091,231
<u>FUND BALANCES</u>						
Nonspendable:						
Inventory	\$ 0	\$ 0	\$ 0	\$ 60,294	\$ 0	\$ 60,294
Prepaid Items	7,900	0	0	0	0	7,900
Restricted:						
Restricted for General Government	397,328	0	0	0	0	397,328
Restricted for Finance	100,905	0	0	0	0	100,905
Restricted for Administration of Justice	456,857	0	0	0	0	456,857
Restricted for Public Safety	74,161	0	0	0	144,156	218,317
Restricted for Public Health and Welfare	655,056	367,634	0	0	495,032	1,517,722
Restricted for Social, Cultural, and Recreational Services	0	0	0	0	1,108,075	1,108,075
Restricted for Highways/Public Works	0	0	0	3,880,574	0	3,880,574
Restricted for Capital Outlay	187,407	0	0	0	375,460	562,867
Restricted for Debt Service	0	0	0	0	653,862	653,862
Committed:						
Committed for General Government	57,291	0	0	0	0	57,291
Committed for Finance	37,526	0	0	0	0	37,526
Committed for Public Safety	0	0	0	0	9,572	9,572
Committed for Public Health and Welfare	1,865	649,145	0	0	1,821	652,831
Committed for Social, Cultural, and Recreational Services	25,896	0	0	0	81,034	106,930

(Continued)

Exhibit C-1

Anderson County, Tennessee  
Balance Sheet  
Governmental Funds (Cont.)

	Major Funds				Nonmajor	Total
	General	Ambulance Service	Special Purpose	Highway / Public Works	Funds Other Govern- mental Funds	
<u>FUND BALANCES (Cont.)</u>						
Committed (Cont.):						
Committed for Capital Outlay	\$ 0	\$ 0	\$ 0	\$ 0	73,010	\$ 73,010
Committed for Debt Service	0	0	0	0	593,236	593,236
Committed for Capital Projects	1,268,123	0	0	0	0	1,268,123
Committed for Other Purposes	310,463	0	0	0	0	310,463
Assigned:						
Assigned for General Government	637,387	0	0	0	0	637,387
Assigned for Administration of Justice	1,925	0	0	0	0	1,925
Assigned for Public Safety	133,760	0	0	0	0	133,760
Assigned for Public Health and Welfare	441,400	0	0	0	0	441,400
Assigned for Social, Cultural, and Recreational Services	8,734	0	0	0	0	8,734
Assigned for Capital Projects	3,606,928	0	0	0	0	3,606,928
Unassigned	11,255,599	0	(53,083)	0	0	11,202,516
Total Fund Balances	\$ 19,666,511	\$ 1,016,779	\$ (53,083)	\$ 3,940,868	\$ 3,535,258	\$ 28,106,333
Total Liabilities, Deferred Inflows of Resources, and Fund Balances	\$ 35,921,595	\$ 2,190,483	\$ 9,736,342	\$ 5,035,788	\$ 10,610,551	\$ 63,494,759

The notes to the financial statements are an integral part of this statement.

Anderson County, Tennessee  
Reconciliation of the Balance Sheet of Governmental Funds  
to the Statement of Net Position  
June 30, 2023

Amounts reported for governmental activities in the statement of net position (Exhibit A) are different because:

Total fund balances - balance sheet - governmental funds (Exhibit C-1)		\$ 28,106,333
(1) Capital assets used in governmental activities are not financial resources and therefore are not reported in the governmental funds.		
Add: land	\$ 2,470,802	
Add: construction in progress	854,061	
Add: buildings and improvements net of accumulated depreciation	28,777,231	
Add: infrastructure net of accumulated depreciation	4,351,611	
Add: other capital assets net of accumulated depreciation	<u>7,247,367</u>	43,701,072
(2) Internal service funds are used by management to charge the cost of employee health insurance to individual funds. The assets and liabilities are included in governmental activities in the statement of net position.		
Add: capital assets	\$ 33,174	
Add: current assets	1,671,418	
Less: liabilities	<u>(426,604)</u>	1,277,988
(3) Long-term liabilities are not due and payable in the current period and therefore are not reported in the governmental funds.		
Less: other loans payable	\$ (6,020,000)	
Less: bonds payable	(39,575,000)	
Less: leases payable	(62,465)	
Add: deferred charge on refunding	329,850	
Less: deferred credit on refunding	(229,989)	
Add: lease principal to be contributed by the school department	62,465	
Less: unamortized premium on debt	(3,771,405)	
Less: net OPEB liability	(402,883)	
Less: compensated absences payable	(808,151)	
Less: accrued interest on bonds, notes, and other loans	<u>(243,261)</u>	(50,720,839)
(4) Amounts reported as deferred outflows of resources and deferred inflows of resources related to pensions and OPEB will be amortized and recognized as components of expense in future years.		
Add: deferred outflows of resources related to pensions	\$ 5,175,425	
Less: deferred inflows of resources related to pensions	(65,977)	
Add: deferred outflows of resources related to OPEB	72,445	
Less: deferred inflows of resources related to OPEB	<u>(188,443)</u>	4,993,450
(5) Net pension assets of the agent plan are not current financial resources and therefore are not reported in the governmental funds.		874,080
(6) Other long-term assets are not available to pay for current period expenditures and therefore are deferred in the governmental funds.		<u>1,997,089</u>
Net position of governmental activities (Exhibit A)		<u>\$ 30,229,173</u>

The notes to the financial statements are an integral part of this statement.

Exhibit C-3

Anderson County, Tennessee  
Statement of Revenues, Expenditures,  
and Changes in Fund Balances  
Governmental Funds  
For the Year Ended June 30, 2023

	Major Funds				Nonmajor	Total
	General	Ambulance Service	Special Purpose	Highway / Public Works	Funds Other Govern- mental Funds	
<u>Revenues</u>						
Local Taxes	\$ 20,765,054	\$ 417,225	\$ 0	\$ 1,815,182	\$ 6,829,250	\$ 29,826,711
Licenses and Permits	371,906	0	0	0	137,165	509,071
Fines, Forfeitures, and Penalties	368,750	0	0	0	50,349	419,099
Charges for Current Services	733,876	5,595,945	0	0	735,057	7,064,878
Other Local Revenues	797,638	14,001	1,174	232,014	52,228	1,097,055
Fees Received From County Officials	4,696,776	0	0	0	0	4,696,776
State of Tennessee	3,716,304	0	0	2,865,703	67,601	6,649,608
Federal Government	739,885	482,588	4,428,678	0	5,486	5,656,637
Other Governments and Citizens Groups	639,048	630	0	1,800	1,784,663	2,426,141
<b>Total Revenues</b>	<b>\$ 32,829,237</b>	<b>\$ 6,510,389</b>	<b>\$ 4,429,852</b>	<b>\$ 4,914,699</b>	<b>\$ 9,661,799</b>	<b>\$ 58,345,976</b>
<u>Expenditures</u>						
Current:						
General Government	\$ 4,597,910	\$ 0	\$ 0	\$ 0	\$ 0	\$ 4,597,910
Finance	3,691,315	0	0	0	0	3,691,315
Administration of Justice	3,816,279	0	0	0	0	3,816,279
Public Safety	16,597,694	0	0	0	68,431	16,666,125
Public Health and Welfare	1,191,979	6,644,992	0	0	2,004,799	9,841,770
Social, Cultural, and Recreational Services	146,212	0	0	0	847,401	993,613
Agriculture and Natural Resources	228,073	0	0	0	0	228,073
Other Operations	1,217,147	0	382,300	0	588,472	2,187,919
Highways	0	0	2,131,883	5,811,322	0	7,943,205
Debt Service:						
Principal on Debt	0	0	0	0	3,606,470	3,606,470
Interest on Debt	0	0	0	0	1,871,223	1,871,223
Other Debt Service	0	0	0	0	85,320	85,320

(Continued)

Exhibit C-3

Anderson County, Tennessee  
Statement of Revenues, Expenditures,  
and Changes in Fund Balances  
Governmental Funds (Cont.)

	Major Funds				Nonmajor	Total
	General	Ambulance Service	Special Purpose	Highway / Public Works	Funds Other Govern- mental Funds	
<u>Expenditures (Cont.)</u>						
Capital Projects	\$ 8,000	\$ 0	\$ 1,969,384	\$ 0	\$ 174,364	\$ 2,151,748
Total Expenditures	\$ 31,494,609	\$ 6,644,992	\$ 4,483,567	\$ 5,811,322	\$ 9,246,480	\$ 57,680,970
Excess (Deficiency) of Revenues Over Expenditures	\$ 1,334,628	\$ (134,603)	\$ (53,715)	\$ (896,623)	\$ 415,319	\$ 665,006
<u>Other Financing Sources (Uses)</u>						
Proceeds from Sale of Capital Assets	\$ 64,611	\$ 0	\$ 0	\$ 0	\$ 0	\$ 64,611
Insurance Recovery	215,508	20,918	0	17,546	0	253,972
Total Other Financing Sources (Uses)	\$ 280,119	\$ 20,918	\$ 0	\$ 17,546	\$ 0	\$ 318,583
Net Change in Fund Balances	\$ 1,614,747	\$ (113,685)	\$ (53,715)	\$ (879,077)	\$ 415,319	\$ 983,589
Fund Balance, July 1, 2022	18,051,764	1,130,464	632	4,819,945	3,119,939	27,122,744
Fund Balance, June 30, 2023	\$ 19,666,511	\$ 1,016,779	\$ (53,083)	\$ 3,940,868	\$ 3,535,258	\$ 28,106,333

The notes to the financial statements are an integral part of this statement.

Exhibit C-4

Anderson County, Tennessee  
Reconciliation of the Statement of Revenues, Expenditures, and  
Changes in Fund Balances of Governmental Funds to the  
Statement of Activities  
For the Year Ended June 30, 2023

Amounts reported for governmental activities in the statement of activities (Exhibit B) are different because:

Net change in fund balances - total governmental funds (Exhibit C-3)		\$ 983,589
(1) Governmental funds report capital outlays as expenditures. However, in the statement of activities, the cost of these assets is allocated over their useful lives and reported as depreciation expense. The difference between capital outlays and depreciation is itemized as follows:		
Add: capital assets purchased in the current period	\$ 2,776,507	
Less: current year depreciation expense	(2,656,438)	
Add: current year depreciation expense included in internal service fund operations - item (6) below	<u>2,619</u>	122,688
(2) The net effect of various miscellaneous transactions involving capital assets (sales, trade-ins, and donations) is to decrease net position.		
Less: book value of capital assets disposed	\$ (53,860)	
Add: donated capital assets received	<u>3,000</u>	(50,860)
(3) Revenues in the statement of activities that do not provide current financial resources are not reported as revenues in the funds.		
Add: deferred delinquent property taxes and other deferred June 30, 2023	\$ 1,997,089	
Less: deferred delinquent property taxes and other deferred June 30, 2022	<u>(1,483,460)</u>	513,629
(4) The issuance of long-term debt (e.g., bonds, notes, other loans, leases) provides current financial resources to governmental funds, while the repayment of the principal of long-term debt consumes the current financial resources of governmental funds. Neither transaction however, has any effect on net position. Also, governmental funds report the effect of premiums, discounts, and similar items when debt is first issued, whereas these amounts are deferred and amortized in the statement of activities. This amount is the effect of these differences in the treatment of long-term debt and related items.		
Add: principal payments on notes	\$ 2,952	
Add: principal payments on other loans	425,000	
Add: principal payments on bonds	3,065,000	
Add: principal payments on leases	113,518	
Add: change in unamortized premium on debt issuances	447,681	
Less: contributions from the school department for leases	(113,518)	
Less: change in deferred charge on refunding	(35,317)	
Add: change in deferred credit on refunding	<u>49,552</u>	3,954,868
(5) Some expenses reported in the statement of activities do not require the use of current financial resources and therefore are not reported as expenditures in the governmental funds.		
Change in accrued interest payable	\$ 24,300	
Change in OPEB liability	56,127	
Change in net pension asset/liability	(8,074,472)	
Change in deferred outflows related to pensions	14,766	
Change in deferred inflows related to pensions	8,057,420	
Change in deferred outflows related to OPEB	(11,863)	
Change in deferred inflows related to OPEB	(72,645)	
Change in compensated absences payable	<u>18,258</u>	11,891
(6) Internal service funds are used by management to charge the cost of employee health benefits to individual funds. The net revenue (expense) of certain activities of the internal service fund is reported with governmental activities in the statement of activities.		<u>(361,415)</u>
Change in net position of governmental activities (Exhibit B)		<u>\$ 5,174,390</u>

The notes to the financial statements are an integral part of this statement.

Exhibit C-5

Anderson County, Tennessee  
Statement of Revenues, Expenditures, and Changes  
in Fund Balance - Actual (Budgetary Basis) and Budget  
General Fund  
For the Year Ended June 30, 2023

	Actual (GAAP Basis)	Less: Encumbrances 7/1/2022	Add: Encumbrances 6/30/2023	Actual Revenues/ Expenditures (Budgetary Basis)	Budgeted Amounts		Variance with Final Budget - Positive (Negative)
					Original	Final	
<u>Revenues</u>							
Local Taxes	\$ 20,765,054	\$ 0	\$ 0	\$ 20,765,054	\$ 20,404,679	\$ 20,404,679	\$ 360,375
Licenses and Permits	371,906	0	0	371,906	365,500	365,500	6,406
Fines, Forfeitures, and Penalties	368,750	0	0	368,750	350,350	354,350	14,400
Charges for Current Services	733,876	0	0	733,876	734,400	758,994	(25,118)
Other Local Revenues	797,638	0	0	797,638	640,863	646,863	150,775
Fees Received From County Officials	4,696,776	0	0	4,696,776	5,190,000	5,220,000	(523,224)
State of Tennessee	3,716,304	0	0	3,716,304	3,026,089	3,594,693	121,611
Federal Government	739,885	0	0	739,885	967,536	1,479,505	(739,620)
Other Governments and Citizens Groups	639,048	0	0	639,048	104,000	262,036	377,012
<b>Total Revenues</b>	<b>\$ 32,829,237</b>	<b>\$ 0</b>	<b>\$ 0</b>	<b>\$ 32,829,237</b>	<b>\$ 31,783,417</b>	<b>\$ 33,086,620</b>	<b>\$ (257,383)</b>
<u>Expenditures</u>							
<u>General Government</u>							
County Commission	\$ 367,087	\$ 0	\$ 0	\$ 367,087	\$ 336,427	\$ 375,624	\$ 8,537
Board of Equalization	952	0	0	952	14,095	14,095	13,143
Other Boards and Committees	658,072	(292,390)	0	365,682	326,840	372,099	6,417
County Mayor/Executive	274,358	0	0	274,358	277,995	294,760	20,402
Personnel Office	239,330	0	0	239,330	253,151	253,151	13,821
County Attorney	450,270	0	0	450,270	462,666	513,961	63,691
Election Commission	490,054	0	0	490,054	523,928	523,928	33,874
Register of Deeds	434,138	0	0	434,138	440,873	456,123	21,985
Planning	290,249	0	4,218	294,467	292,241	300,968	6,501
Building	35,103	(3,650)	3,600	35,053	41,044	41,044	5,991
County Buildings	853,227	(58,265)	24,125	819,087	961,331	1,041,118	222,031
Other General Administration	451,355	0	2,000	453,355	442,642	490,492	37,137
Preservation of Records	53,715	0	3,837	57,552	56,874	64,548	6,996
<u>Finance</u>							
Accounting and Budgeting	667,976	(33,864)	0	634,112	669,929	669,929	35,817
Purchasing	195,072	0	0	195,072	226,601	232,601	37,529
Property Assessor's Office	716,018	(15,177)	0	700,841	731,943	801,026	100,185

(Continued)

Exhibit C-5

Anderson County, Tennessee  
Statement of Revenues, Expenditures, and Changes  
in Fund Balance - Actual (Budgetary Basis) and Budget  
General Fund (Cont.)

	Actual (GAAP Basis)	Less: Encumbrances 7/1/2022	Add: Encumbrances 6/30/2023	Actual Revenues/ Expenditures (Budgetary Basis)	Budgeted Amounts		Variance with Final Budget - Positive (Negative)
					Original	Final	
<u>Expenditures (Cont.)</u>							
<u>Finance (Cont.)</u>							
County Trustee's Office	\$ 710,913	\$ 0	\$ 0	\$ 710,913	\$ 757,479	\$ 769,211	\$ 58,298
County Clerk's Office	991,432	0	0	991,432	977,849	1,049,462	58,030
Data Processing	409,904	0	0	409,904	416,219	426,219	16,315
<u>Administration of Justice</u>							
Circuit Court	1,270,814	(7,220)	0	1,263,594	1,306,200	1,312,055	48,461
Criminal Court	412	0	0	412	1,550	1,550	1,138
General Sessions Judge	583,232	0	0	583,232	582,192	586,337	3,105
Drug Court	100,969	0	0	100,969	78,550	117,230	16,261
Chancery Court	522,571	0	0	522,571	549,710	552,300	29,729
Juvenile Court	703,050	0	0	703,050	757,654	787,654	84,604
District Attorney General	422,509	0	0	422,509	474,495	496,995	74,486
Office of Public Defender	37,926	0	0	37,926	40,895	40,895	2,969
Judicial Commissioners	1,534	0	0	1,534	2,154	2,154	620
Probate Court	2,998	0	0	2,998	3,500	3,500	502
Other Administration of Justice	123,896	0	0	123,896	141,388	141,388	17,492
Courtroom Security	14,851	0	1,925	16,776	30,400	30,400	13,624
Victim Assistance Programs	31,517	0	0	31,517	28,000	32,000	483
<u>Public Safety</u>							
Sheriff's Department	6,057,197	0	0	6,057,197	6,318,327	6,352,065	294,868
Jail	7,819,030	(97,382)	0	7,721,648	7,158,206	8,055,458	333,810
Correctional Incentive Program Improvements	82,530	0	0	82,530	106,554	143,915	61,385
Commissary	34,762	0	0	34,762	35,000	34,999	237
Civil Defense	720,524	0	126,260	846,784	588,168	919,291	72,507
Rescue Squad	40,000	0	0	40,000	27,500	40,000	0
Other Emergency Management	801,343	0	0	801,343	835,652	881,297	79,954
County Coroner/Medical Examiner	400,000	0	0	400,000	400,000	400,000	0
Other Public Safety	642,308	0	0	642,308	492,620	673,757	31,449
<u>Public Health and Welfare</u>							
Local Health Center	150,185	0	0	150,185	268,681	493,125	342,940

(Continued)

Exhibit C-5

Anderson County, Tennessee  
Statement of Revenues, Expenditures, and Changes  
in Fund Balance - Actual (Budgetary Basis) and Budget  
General Fund (Cont.)

	Actual (GAAP Basis)	Less: Encumbrances 7/1/2022	Add: Encumbrances 6/30/2023	Actual Revenues/ Expenditures (Budgetary Basis)	Budgeted Amounts		Variance with Final Budget - Positive (Negative)
					Original	Final	
<u>Expenditures (Cont.)</u>							
<u>Public Health and Welfare (Cont.)</u>							
Rabies and Animal Control	\$ 302,337	\$ 0	\$ 0	\$ 302,337	\$ 303,942	\$ 366,120	\$ 63,783
Dental Health Program	298,802	0	0	298,802	444,548	444,548	145,746
Other Local Health Services	317,169	0	0	317,169	442,400	442,400	125,231
Appropriation to State	123,486	0	0	123,486	123,486	123,486	0
<u>Social, Cultural, and Recreational Services</u>							
Senior Citizens Assistance	143,212	(4,562)	8,734	147,384	138,528	187,579	40,195
Parks and Fair Boards	3,000	0	0	3,000	3,000	3,000	0
<u>Agriculture and Natural Resources</u>							
Agricultural Extension Service	153,661	0	0	153,661	207,000	216,000	62,339
Soil Conservation	41,642	0	0	41,642	42,048	42,048	406
Storm Water Management	32,770	0	0	32,770	35,110	35,110	2,340
<u>Other Operations</u>							
Industrial Development	279,544	0	285,167	564,711	162,000	564,711	0
Veterans' Services	105,920	0	0	105,920	107,115	107,115	1,195
Other Charges	496,162	0	0	496,162	501,600	516,600	20,438
Contributions to Other Agencies	104,204	0	0	104,204	0	104,204	0
Miscellaneous	231,317	0	0	231,317	228,644	278,644	47,327
<u>Capital Projects</u>							
Public Utility Projects	8,000	0	0	8,000	630,370	630,370	622,370
Total Expenditures	\$ 31,494,609	\$ (512,510)	\$ 459,866	\$ 31,441,965	\$ 31,807,314	\$ 34,850,659	\$ 3,408,694
Excess (Deficiency) of Revenues Over Expenditures	\$ 1,334,628	\$ 512,510	\$ (459,866)	\$ 1,387,272	\$ (23,897)	\$ (1,764,039)	\$ 3,151,311
<u>Other Financing Sources (Uses)</u>							
Proceeds from Sale of Capital Assets	\$ 64,611	\$ 0	\$ 0	\$ 64,611	\$ 0	\$ 0	\$ 64,611
Insurance Recovery	215,508	0	0	215,508	0	189,234	26,274
Total Other Financing Sources	\$ 280,119	\$ 0	\$ 0	\$ 280,119	\$ 0	\$ 189,234	\$ 90,885
Net Change in Fund Balance	\$ 1,614,747	\$ 512,510	\$ (459,866)	\$ 1,667,391	\$ (23,897)	\$ (1,574,805)	\$ 3,242,196
Fund Balance, July 1, 2022	18,051,764	(512,510)	0	17,539,254	9,001,611	9,001,611	8,537,643
Fund Balance, June 30, 2023	\$ 19,666,511	\$ 0	\$ (459,866)	\$ 19,206,645	\$ 8,977,714	\$ 7,426,806	\$ 11,779,839

The notes to the financial statements are an integral part of this statement.

Exhibit C-6

Anderson County, Tennessee  
Statement of Revenues, Expenditures, and Changes  
in Fund Balance - Actual (Budgetary Basis) and Budget  
Ambulance Service Fund  
For the Year Ended June 30, 2023

	Actual (GAAP Basis)	Less: Encumbrances 7/1/2022	Add: Encumbrances 6/30/2023	Actual Revenues/ Expenditures (Budgetary Basis)	Budgeted Amounts		Variance with Final Budget - Positive (Negative)
					Original	Final	
<u>Revenues</u>							
Local Taxes	\$ 417,225	\$ 0	\$ 0	\$ 417,225	\$ 429,418	\$ 429,418	\$ (12,193)
Charges for Current Services	5,595,945	0	0	5,595,945	5,710,200	5,710,200	(114,255)
Other Local Revenues	14,001	0	0	14,001	3,000	4,800	9,201
Federal Government	482,588	0	0	482,588	410,000	410,000	72,588
Other Governments and Citizens Groups	630	0	0	630	0	630	0
Total Revenues	\$ 6,510,389	\$ 0	\$ 0	\$ 6,510,389	\$ 6,552,618	\$ 6,555,048	\$ (44,659)
<u>Expenditures</u>							
<u>Public Health and Welfare</u>							
Ambulance/Emergency Medical Services	\$ 6,644,992	\$ (385,868)	\$ 367,634	\$ 6,626,758	\$ 6,910,365	\$ 6,949,971	\$ 323,213
Total Expenditures	\$ 6,644,992	\$ (385,868)	\$ 367,634	\$ 6,626,758	\$ 6,910,365	\$ 6,949,971	\$ 323,213
Excess (Deficiency) of Revenues Over Expenditures	\$ (134,603)	\$ 385,868	\$ (367,634)	\$ (116,369)	\$ (357,747)	\$ (394,923)	\$ 278,554
<u>Other Financing Sources (Uses)</u>							
Insurance Recovery	\$ 20,918	\$ 0	\$ 0	\$ 20,918	\$ 0	\$ 16,461	\$ 4,457
Total Other Financing Sources	\$ 20,918	\$ 0	\$ 0	\$ 20,918	\$ 0	\$ 16,461	\$ 4,457
Net Change in Fund Balance	\$ (113,685)	\$ 385,868	\$ (367,634)	\$ (95,451)	\$ (357,747)	\$ (378,462)	\$ 283,011
Fund Balance, July 1, 2022	1,130,464	(385,868)	0	744,596	969,825	969,825	(225,229)
Fund Balance, June 30, 2023	\$ 1,016,779	\$ 0	\$ (367,634)	\$ 649,145	\$ 612,078	\$ 591,363	\$ 57,782

The notes to the financial statements are an integral part of this statement.

Exhibit C-7

Anderson County, Tennessee  
Statement of Revenues, Expenditures, and Changes  
in Fund Balance - Actual (Budgetary Basis) and Budget  
Special Purpose Fund  
For the Year Ended June 30, 2023

	Actual (GAAP Basis)	Less: Encumbrances 7/1/2022	Add: Encumbrances 6/30/2023	Actual Revenues/ Expenditures (Budgetary Basis)	Budgeted Amounts		Variance with Final Budget - Positive (Negative)
					Original	Final	
<u>Revenues</u>							
Other Local Revenues	\$ 1,174	\$ 0	\$ 0	\$ 1,174	\$ 0	\$ 0	\$ 1,174
Federal Government	4,428,678	0	0	4,428,678	0	2,554,988	1,873,690
Total Revenues	\$ 4,429,852	\$ 0	\$ 0	\$ 4,429,852	\$ 0	\$ 2,554,988	\$ 1,874,864
<u>Expenditures</u>							
<u>Other Operations</u>							
American Rescue Plan Act Grant #6	\$ 382,300	\$ 0	\$ 40,000	\$ 422,300	\$ 0	\$ 908,825	\$ 486,525
<u>Highways</u>							
American Rescue Plan Act Grant #1	2,131,883	0	0	2,131,883	0	2,252,836	120,953
<u>Capital Projects</u>							
American Rescue Plan Act Grant #1	1,969,384	(107,183)	2,123,366	3,985,567	0	5,795,876	1,810,309
Total Expenditures	\$ 4,483,567	\$ (107,183)	\$ 2,163,366	\$ 6,539,750	\$ 0	\$ 8,957,537	\$ 2,417,787
Excess (Deficiency) of Revenues Over Expenditures	\$ (53,715)	\$ 107,183	\$ (2,163,366)	\$ (2,109,898)	\$ 0	\$ (6,402,549)	\$ 4,292,651
Net Change in Fund Balance	\$ (53,715)	\$ 107,183	\$ (2,163,366)	\$ (2,109,898)	\$ 0	\$ (6,402,549)	\$ 4,292,651
Fund Balance, July 1, 2022	632	(107,183)	0	(106,551)	6,641,829	6,641,829	(6,748,380)
Fund Balance, June 30, 2023	\$ (53,083)	\$ 0	\$ (2,163,366)	\$ (2,216,449)	\$ 6,641,829	\$ 239,280	\$ (2,455,729)

The notes to the financial statements are an integral part of this statement.

Exhibit C-8

Anderson County, Tennessee  
Statement of Revenues, Expenditures, and Changes  
in Fund Balance - Actual (Budgetary Basis) and Budget  
Highway/Public Works Fund  
For the Year Ended June 30, 2023

	Actual (GAAP Basis)	Less: Encumbrances 7/1/2022	Add: Encumbrances 6/30/2023	Actual Revenues/ Expenditures (Budgetary Basis)	Budgeted Amounts		Variance with Final Budget - Positive (Negative)
					Original	Final	
<u>Revenues</u>							
Local Taxes	\$ 1,815,182	\$ 0	\$ 0	\$ 1,815,182	\$ 1,758,711	\$ 1,758,711	\$ 56,471
Other Local Revenues	232,014	0	0	232,014	190,000	190,000	42,014
State of Tennessee	2,865,703	0	0	2,865,703	2,504,000	2,506,831	358,872
Other Governments and Citizens Groups	1,800	0	0	1,800	0	1,800	0
Total Revenues	\$ 4,914,699	\$ 0	\$ 0	\$ 4,914,699	\$ 4,452,711	\$ 4,457,342	\$ 457,357
<u>Expenditures</u>							
<u>Highways</u>							
Administration	\$ 257,214	\$ 0	\$ 0	\$ 257,214	\$ 321,249	\$ 326,249	\$ 69,035
Highway and Bridge Maintenance	3,779,147	0	6,000	3,785,147	2,463,016	4,666,860	881,713
Operation and Maintenance of Equipment	768,640	0	0	768,640	918,102	1,165,802	397,162
Other Charges	258,626	0	0	258,626	256,944	272,244	13,618
Capital Outlay	747,695	(177,316)	552,249	1,122,628	489,983	1,659,875	537,247
Total Expenditures	\$ 5,811,322	\$ (177,316)	\$ 558,249	\$ 6,192,255	\$ 4,449,294	\$ 8,091,030	\$ 1,898,775
Excess (Deficiency) of Revenues Over Expenditures	\$ (896,623)	\$ 177,316	\$ (558,249)	\$ (1,277,556)	\$ 3,417	\$ (3,633,688)	\$ 2,356,132
<u>Other Financing Sources (Uses)</u>							
Insurance Recovery	\$ 17,546	\$ 0	\$ 0	\$ 17,546	\$ 0	\$ 17,546	\$ 0
Total Other Financing Sources	\$ 17,546	\$ 0	\$ 0	\$ 17,546	\$ 0	\$ 17,546	\$ 0
Net Change in Fund Balance	\$ (879,077)	\$ 177,316	\$ (558,249)	\$ (1,260,010)	\$ 3,417	\$ (3,616,142)	\$ 2,356,132
Fund Balance, July 1, 2022	4,819,945	(177,316)	0	4,642,629	4,640,808	4,640,808	1,821
Fund Balance, June 30, 2023	\$ 3,940,868	\$ 0	\$ (558,249)	\$ 3,382,619	\$ 4,644,225	\$ 1,024,666	\$ 2,357,953

The notes to the financial statements are an integral part of this statement.

Exhibit D-1

Anderson County, Tennessee  
Statement of Net Position  
Proprietary Fund  
June 30, 2023

	Governmental Activities - Internal Service Fund
	<u>Employee Health Insurance Fund</u>
<u>ASSETS</u>	
Current Assets:	
Cash	\$ 1,295,645
Due from Other Funds	375,748
Prepaid Items	25
Total Current Assets	<u>\$ 1,671,418</u>
Noncurrent Assets:	
Capital Assets:	
Assets Net of Accumulated Depreciation:	
Buildings and Improvements	\$ 33,174
Total Noncurrent Assets	<u>\$ 33,174</u>
Total Assets	<u>\$ 1,704,592</u>
<u>LIABILITIES</u>	
Current Liabilities:	
Accounts Payable	\$ 76,324
Other Current Liabilities	350,280
Total Liabilities	<u>\$ 426,604</u>
<u>NET POSITION</u>	
Net Investment in Capital Assets	\$ 33,174
Unrestricted	<u>1,244,814</u>
Total Net Position	<u>\$ 1,277,988</u>

The notes to the financial statements are an integral part of this statement.

Exhibit D-2

Anderson County, Tennessee  
Statement of Revenues, Expenses, and Changes  
in Net Position  
Proprietary Fund  
For the Year Ended June 30, 2023

	Governmental Activities - Internal Service Fund <hr/> Employee Health Insurance Fund <hr/>
<u>Operating Revenues</u>	
Charges for Services	\$ 4,593,117
Total Operating Revenues	<u>\$ 4,593,117</u>
<u>Operating Expenses</u>	
Other Contracted Services	\$ 503,592
Payments to Retirees	7,200
Depreciation	2,619
Other Charges	17,919
Medical and Dental Services	4,049,431
Excess Risk Insurance	373,938
Total Operating Expenses	<u>\$ 4,954,699</u>
Operating Income (Loss)	<u>\$ (361,582)</u>
<u>Nonoperating Revenues (Expenses)</u>	
Investment Income	\$ 167
Total Nonoperating Revenues (Expenses)	<u>\$ 167</u>
Change in Net Position	\$ (361,415)
Net Position, July 1, 2022	<u>1,639,403</u>
Net Position, June, 30, 2023	<u><u>\$ 1,277,988</u></u>

The notes to the financial statements are an integral part of this statement.

Exhibit D-3

Anderson County, Tennessee  
Statement of Cash Flows  
Proprietary Fund  
For the Year Ended June 30, 2023

	Governmental Activities - Internal Service Fund <hr/> Employee Health Insurance Fund <hr/>
<u>Cash Flows from Operating Activities</u>	
Receipts for Self-insurance Premiums	\$ 4,217,369
Payments to Fiscal Agents	(501,721)
Payments to Insurers	(339,516)
Payments to Retirees	(7,200)
Receipts for Stop Loss Recovery	331,322
Payments for Administrative Costs	(17,919)
Payments for Claims	(4,167,783)
Net Cash Provided By (Used In) Operating Activities	<u>\$ (485,448)</u>
<u>Cash Flows from Investing Activities</u>	
Interest on Investments	<u>\$ 167</u>
Net Cash Provided By (Used In) Investing Activities	<u>\$ 167</u>
Increase (Decrease) in Cash	\$ (485,281)
Cash, July 1, 2022	<u>1,780,926</u>
Cash, June 30, 2023	<u><u>\$ 1,295,645</u></u>
<u>Reconciliation of Net Operating Income (Loss)</u> <u>to Net Cash Provided By (Used In) Operating Activities</u>	
Operating Income (Loss)	\$ (361,582)
Adjustments to Reconcile Net Operating Income (Loss) to Net Cash Provided By (Used In) Operating Activities:	
Depreciation	2,619
Changes in Assets and Liabilities:	
(Increase) Decrease in Due from Other Funds	(375,748)
Increase (Decrease) in Accounts Payable	36,293
Increase (Decrease) in Other Current Liabilities	212,970
Net Cash Provided By (Used In) Operating Activities	<u><u>\$ (485,448)</u></u>
<u>Noncash Financing Activities</u>	
Contracted Prescription Rebates Received by Plan Administrator and Netted against Claims Billed to County	\$ 461,718

The notes to the financial statements are an integral part of this statement.

Exhibit E-1

Anderson County, Tennessee  
Statement of Net Position  
Fiduciary Funds  
June 30, 2023

	<u>Custodial Funds</u>
<u>ASSETS</u>	
Cash	\$ 3,019,447
Equity in Pooled Cash and Investments	396,118
Accounts Receivable	33,455
Due from Other Governments	5,632,107
Property Taxes Receivable	14,256,709
Allowance for Uncollectible Property Taxes	<u>(276,422)</u>
Total Assets	<u>\$ 23,061,414</u>
<u>LIABILITIES</u>	
Accounts Payable	\$ 9,536
Due to Other Taxing Units	<u>6,016,395</u>
Total Liabilities	<u>\$ 6,025,931</u>
<u>DEFERRED INFLOWS OF RESOURCES</u>	
Deferred Current Property Taxes	<u>\$ 13,599,861</u>
Total Deferred Inflows of Resources	<u>\$ 13,599,861</u>
<u>NET POSITION</u>	
Restricted For Individuals, Organizations and Other Governments	<u>\$ 3,435,622</u>
Total Net Position	<u><u>\$ 3,435,622</u></u>

The notes to the financial statements are an integral part of this statement.

Anderson County, Tennessee  
Statement of Changes in Net Position  
Fiduciary Funds  
For the Year Ended June 30, 2023

	<u>Custodial Funds</u>
<u>ADDITIONS</u>	
Sales Tax Collections for Other Governments	\$ 24,495,774
ADA - Educational Funds Collected for Cities	24,549,126
Fines/Fees and Other Collections	15,764,535
Drug Task Force Collections	199,093
District Attorney General Collections	10,492
Total Additions	<u>\$ 65,019,020</u>
<u>DEDUCTIONS</u>	
Payment of Sales Tax Collections to Other Governments	\$ 24,495,774
Payments to City School Systems	24,549,126
Payments to State	11,694,331
Payments to Individuals and Others	3,146,611
Payment of Drug Task Force Expenses	152,810
Payment of District Attorney General Expenses	9,993
Total Deductions	<u>\$ 64,048,645</u>
Net Increase (Decrease) in Fiduciary in Net Position	\$ 970,375
Net Position, July 1, 2022	<u>2,465,247</u>
Net Position, June 30, 2023	<u><u>\$ 3,435,622</u></u>

The notes to the financial statements are an integral part of this statement.

---



---

**ANDERSON COUNTY, TENNESSEE**  
**Index of Notes to the Financial Statements**

---



---

Note	Page(s)
<b>I. Summary of Significant Accounting Policies</b>	
A. Reporting Entity	66
B. Government-wide and Fund Financial Statements	67
C. Measurement Focus, Basis of Accounting, and Financial Statement Presentation	68
D. Assets, Liabilities, Deferred Outflows/Inflows of Resources, and Net Position/Fund Balance	
1. Deposits and Investments	71
2. Receivables and Payables	72
3. Inventories and Prepaid Items	73
4. Restricted Assets	74
5. Capital Assets	74
6. Deferred Outflows/Inflows of Resources	75
7. Compensated Absences	75
8. Long-term Debt, Lease Obligations, and Long-term Obligations	76
9. Net Position and Fund Balance	76
10. Minimum Fund Balance Policy	80
E. Pension Plans	81
F. Other Postemployment Benefits (OPEB) Plans	81
<b>II. Reconciliation of Government-wide and Fund Financial Statements</b>	
A. Explanation of Certain Differences Between the Governmental Fund Balance Sheet and the Government-wide Statement of Net Position	82
B. Explanation of Certain Differences Between the Governmental Fund Statement of Revenues, Expenditures, and Changes in Fund Balances and the Government-wide Statement of Activities	82
<b>III. Stewardship, Compliance, and Accountability</b>	
A. Budgetary Information	83
B. Fund Deficits/Budgetary Basis Fund Deficit	84
C. Cash Overdraft and Payment of Checks by Trustee that Exceeded Available Funds	84
D. Investigation Report on Animal Care and Control Department	84
<b>IV. Detailed Notes on All Funds</b>	
A. Deposits and Investments	85
B. Capital Assets	89
C. Construction/Land Commitments	92
D. Interfund Receivables, Payables, and Transfers	93
E. Lease Obligations	94
F. Long-term Debt	95
G. Long-term Obligations	98
H. On-Behalf Payments	100

(Continued)

---

---

**ANDERSON COUNTY, TENNESSEE**  
**Index of Notes to the Financial Statements (Cont.)**

---

---

<b>Note</b>	<b>Page(s)</b>
<b>V. Other Information</b>	
A. Risk Management	100
B. Accounting Changes	101
C. Contingent Liabilities	102
D. Joint Ventures	102
E. Jointly Governed Organization	103
F. Retirement Commitments	
1. Tennessee Consolidated Retirement System (TCRS)	104
2. Deferred Compensation	121
G. Other Postemployment Benefits (OPEB)	121
H. Termination Benefits	130
I. Office of Central Accounting, Budgeting, and Purchasing	131
J. Purchasing Laws	131
K. Subsequent Events	131
<b>VI. Other Notes - Discretely Presented Anderson County Emergency     Communications District</b>	<b>131</b>

**ANDERSON COUNTY, TENNESSEE**  
**NOTES TO THE FINANCIAL STATEMENTS**  
**For the Year Ended June 30, 2023**

**I. SUMMARY OF SIGNIFICANT ACCOUNTING POLICIES**

Anderson County's financial statements are presented in accordance with generally accepted accounting principles (GAAP). The Governmental Accounting Standards Board (GASB) is responsible for establishing GAAP for state and local governments.

The following are the more significant accounting policies of Anderson County:

**A. Reporting Entity**

Anderson County is a public municipal corporation governed by an elected 16-member board. As required by GAAP, these financial statements present Anderson County (the primary government) and its component units. The component units discussed below are included in the county's reporting entity because of the significance of their operational or financial relationships with the county.

**Discretely Presented Component Units** – The following entities meet the criteria for discretely presented component units of the county. They are reported in separate columns in the government-wide financial statements to emphasize that they are legally separate from the county.

The Anderson County School Department operates the public school system in the county, and the voters of Anderson County elect its board. The school department is fiscally dependent on the county because its budget and property tax levy are subject to the county commission's approval. The school department has a financial benefit/burden relationship with the county since all debt issued for school purposes is a liability of the primary government. Also, the school department's taxes are levied under the taxing authority of the county and are included as part of the county's total tax levy.

The Anderson County Emergency Communications District provides a simplified means of securing emergency services through a uniform emergency number for the residents of Anderson County, and the Anderson County Commission appoints its governing body. The district is funded primarily through a service charge levied on telephone services. Before the issuance of most debt instruments, the district must obtain the approval of the county commission.

The Anderson County School Department does not issue separate financial statements from those of the county. Therefore, basic financial statements of the school department are included in this report as listed in the table of contents. Complete financial statements of the Anderson County Emergency

Communications District can be obtained from its administrative office at the following address:

Administrative Office:

Anderson County Emergency  
Communications District  
101 South Main Street, Suite 440  
Clinton, TN 37716

**Related Organizations** – The Anderson County Water Authority is a related organization of Anderson County. The county mayor nominates, and the Anderson County Commission confirms the board members, but the county’s accountability for the organization does not extend beyond making the appointments.

The Anderson County Industrial Development Board is a related organization of Anderson County. The Anderson County Commission elects the board members, but the county’s accountability does not extend beyond making the appointments.

**B. Government-wide and Fund Financial Statements**

The government-wide financial statements (i.e., the Statement of Net Position and the Statement of Activities) report information on all of the nonfiduciary activities of the primary government and its component units. For the most part, the effect of interfund activity has been removed from these statements. However, when applicable, interfund services provided and used between functions are not eliminated in the process of consolidation in the Statement of Activities. Governmental activities are normally supported by taxes and intergovernmental revenues. Business-type activities, which rely to a significant extent on fees and charges, are required to be reported separately from governmental activities in government-wide financial statements. However, the primary government of Anderson County does not have any business-type activities to report. Likewise, the primary government is reported separately from certain legally separate component units for which the primary government is financially accountable. The Anderson County School Department component unit only reports governmental activities in the government-wide financial statements.

The Statement of Activities demonstrates the degree to which the direct expenses of a given function are offset by program revenues. Direct expenses are those that are clearly identifiable with a specific function. Program revenues include (1) charges to customers or applicants who purchase, use, or directly benefit from goods, services, or privileges provided by a given function and (2) grants and contributions that are restricted to meeting the operational or capital requirements of a particular function. Taxes and other items not properly included among program revenues are reported instead as general revenues.

Anderson County issues all debt for the discretely presented Anderson County School Department. There were no debt issues contributed by the county to the school department during the year ended June 30, 2023.

Separate financial statements are provided for governmental funds, proprietary funds (internal service), and fiduciary funds. Internal service funds are reported with the governmental activities in the government-wide financial statements, and the fiduciary funds are excluded from the government-wide financial statements. Major individual governmental funds are reported as separate columns in the fund financial statements.

**C. Measurement Focus, Basis of Accounting, and Financial Statement Presentation**

The government-wide financial statements are reported using the economic resources measurement focus and the accrual basis of accounting, as are the proprietary fund and fiduciary funds financial statements. Revenues are recorded when earned, and expenses are recorded when a liability is incurred, regardless of the timing of related cash flows. Property taxes are recognized as revenues in the year for which they are levied. Grants and similar items are recognized as revenue as soon as all eligibility requirements imposed by the provider have been met.

Fund financial statements of Anderson County are organized into funds, each of which is considered to be a separate accounting entity. Each fund is accounted for by providing a separate set of self-balancing accounts that constitute its assets, deferred outflow of resources, liabilities, deferred inflow of resources, fund equity, revenues, and expenditures/expenses. Funds are organized into three major categories: governmental, proprietary, and fiduciary. An emphasis is placed on major funds within the governmental and proprietary categories. Anderson County reports one proprietary fund, an internal service fund.

Separate financial statements are provided for governmental funds, proprietary funds, and fiduciary funds. Major individual governmental funds are reported as separate columns in the fund financial statements. All other governmental funds are aggregated into a single column on the fund financial statements. The internal service fund and the fiduciary funds in total are reported in single columns by fund type.

Governmental fund financial statements are reported using the current financial resources measurement focus and the modified accrual basis of accounting. Revenues are recognized as soon as they become both measurable and available. Revenues are considered to be available when they are collectible within the current period or soon enough thereafter to pay liabilities of the current period. For this purpose, the county considers revenues other than grants to be available if they are collected within 30 days after year-end. Grants and similar items are recognized as revenue as soon as all eligibility requirements imposed by the provider have been met and the revenues are

available. Anderson County considers grants and similar revenues to be available if they are collected within 60 days after year-end. Expenditures are generally recognized under the modified accrual basis of accounting when the related fund liability is incurred. Principal and interest on long-term debt, including lease obligations, are recognized as fund liabilities when due or when amounts have been accumulated in the debt service funds for payments to be made early in the following year.

Property taxes for the period levied, in-lieu-of tax payments, sales taxes, interest, and miscellaneous taxes are all considered to be susceptible to accrual and have been recognized as revenues of the current period. Applicable business taxes, litigation taxes, state-shared excise taxes, fines, forfeitures, and penalties are not susceptible to accrual since they are not measurable (reasonably estimable). All other revenue items are considered to be measurable and available only when the county receives cash.

The proprietary fund and fiduciary funds financial statements are reported using the economic resources measurement focus and the accrual basis of accounting. Revenues are recognized when earned, and expenses are recorded when a liability is incurred, regardless of the timing of related cash flows. Grants and similar items are recognized as revenue as soon as all eligibility requirements imposed by the provider have been met. Fiduciary fund reporting focuses on net position and changes in net position. The county's fiduciary fund category does not include any trust funds. The category only includes custodial funds. Trust funds are distinguished from custodial funds by the existence of a trust agreement or equivalent arrangement.

Anderson County reports the following major governmental funds:

**General Fund** – This is the county's primary operating fund. It accounts for all financial resources of the general government, except those required to be accounted for in another fund.

**Ambulance Service Fund** – This special revenue fund is used to account for the county's ambulance service operations. Fees for services are the foundational revenues of the fund.

**Special Purpose Fund** - This special revenue fund is used to account for the county's transactions related to the 2021 American Rescue Plan Act. Direct federal funding is the foundational revenues of this fund.

**Highway/Public Works Fund** - This special revenue fund accounts for transactions of the county's highway department. Local and state gasoline/fuel taxes are the foundational revenues of this fund.

Additionally, Anderson County reports the following fund types:

**Debt Service Funds** – These funds account for the resources accumulated and payments made for principal and interest on long-term obligation debt of governmental funds.

**Capital Projects Fund** – The General Capital Projects Fund is used to account for and report financial resources that are restricted, committed, or assigned to expenditure for capital outlays, including the acquisition or construction of capital facilities and other capital assets.

**Internal Service Fund** – The Employee Health Insurance Fund is used to account for the county's self-insured employee health program, which serves the primary government. Premiums charged to the various county funds and employee payroll deductions are placed in the Employee Health Insurance Fund for the payment of claims of county employees.

**Custodial Funds** – These funds account for amounts collected in a custodial capacity by the constitutional officers, local sales taxes received by the state to be forwarded to the various cities in Anderson County, the city school systems' share of educational revenues, state grants and other restricted revenues held for the benefit of the Judicial District Drug Task Force, and restricted revenues held for the benefit of the Office of District Attorney General.

The discretely presented Anderson County School Department reports the following major governmental funds:

**General Purpose School Fund** – This fund is the primary operating fund for the school department. It is used to account for general operations of the school department.

**School Federal Projects Fund** – This special revenue fund is used to account for restricted federal revenues, which must be expended on specific education programs.

Additionally, the Anderson County School Department reports the following fund type:

**Capital Projects Fund** – The Education Capital Projects Fund is used to account for school department building construction and renovations.

The school department reports a nonmajor special revenue fund (Internal School Fund) which is used to account for funds held at the individual schools for internal school use such as the purchase of supplies, school clubs, and student activities. Collections from students and school activities are the foundational revenues of this fund. The current year (FY 23) report was not available from the auditor of the Internal School Fund in time for inclusion in

this report. Therefore, the prior year balances (FY 22) are presented in this report. We do not believe using the prior year balances will affect the independent auditor's opinion on the Aggregate Discretely Presented Component Units. A more detailed reporting of the fund activities at each individual school may be found at <https://www.comptroller.tn.gov/office-functions/la/reports/find-other-audits.html>.

Amounts reported as program revenues include (1) charges to customers or applicants for goods, services, or privileges provided; (2) operating grants and contributions; and (3) capital grants and contributions. Internally dedicated resources are reported as general revenues rather than as program revenues. Likewise, general revenues include all taxes.

Proprietary funds distinguish operating revenues and expenses from nonoperating items. The county has one proprietary fund, an internal service fund, used to account for the employees' health insurance program. Operating revenues and expenses generally result from providing services in connection with the funds' principal ongoing operations. The principal operating revenues of the county's internal service fund is self-insurance premiums. Operating expenses for the health insurance internal service fund include medical claims, excess risk insurance, and administrative charges.

**D. Assets, Liabilities, Deferred Outflows/Inflows of Resources, and Net Position/Fund Balance**

**1. Deposits and Investments**

For purposes of the Statement of Cash Flows, cash includes demand deposits.

State statutes authorize the government to make direct investments in bonds, notes, or treasury bills of the U.S. government and obligations guaranteed by the U.S. government or any of its agencies, deposit accounts at state and federal chartered banks and savings and loan associations, repurchase agreements, the State Treasurer's Investment Pool; the State Treasurer's Intermediate Term Investment Fund; bonds of any state or political subdivision rated A or higher by any nationally recognized rating service, nonconvertible debt securities of certain federal government sponsored enterprises, and the county's own legally issued bonds or notes.

The county trustee maintains a cash and internal investment pool that is used by all funds and the discretely presented Anderson County School Department. Each fund's portion of this pool is displayed on the balance sheets or statements of net position as Equity in Pooled Cash and Investments. Income from these investments is credited to various funds based on legal requirements of the budget adopted by the county commission, with the majority of the investment income being assigned to the General, General Purpose School, and the various debt service

funds. Anderson County and the school department have adopted a policy of reporting U.S. Treasury obligations, U.S. agency obligations, and repurchase agreements with maturities of one year or less when purchased on the balance sheet at amortized cost. Certificates of deposit are reported at cost.

Investments in the State Treasurer's Investment Pool are reported at amortized cost using a stable net asset value. The primary oversight responsibility for the investments and operations of the State Treasurer's Investment Pool rests with the Funding Board of the State of Tennessee (Funding Board). The Funding Board has established an investment policy that is administered by the state treasurer. These policies were designed to comply with generally accepted accounting principles. In addition, state statutes require the state treasurer to administer the pool under the same terms and conditions, including collateral requirements, as prescribed for other funds invested by the state treasurer. Compliance with Funding Board policies is audited by the Tennessee Comptroller of the Treasury, Division of State Audit. The latest audit opinion issued by the Division of State Audit concluded that the State Treasurer's Investment Pool complied with accounting principles generally accepted in the United States of America.

Investments in the State Treasurer's Intermediate Term Investment Fund are reported at amortized cost using a floating net asset value. The primary oversight responsibility for the investments and operations of the State Treasurer's Intermediate Term Investment Fund rests with the Funding Board of the State of Tennessee (Funding Board). The Funding Board has established an investment policy that is administered by the state treasurer. These policies were designed to comply with generally accepted accounting principles. In addition, state statutes require the state treasurer to administer the pool under the same terms and conditions as prescribed for other funds invested by the state treasurer. Compliance with Funding Board policies is audited by the Tennessee Comptroller of the Treasury, Division of State Audit. The latest audit opinion issued by the Division of State Audit concluded that the State Treasurer's Intermediate Term Investment Fund complied with accounting principles generally accepted in the United States of America. Anderson County had no investments in the State Treasurer's Intermediate Term Investment Fund during the year.

All other investments are reported at fair value. Other than the pension stabilization trust discussed in Note IV.A., no investments required to be reported at fair value were held at the balance sheet date.

## **2. Receivables and Payables**

Activity between funds for unremitted current collections or that are representative of lending/borrowing arrangements outstanding at the end of the fiscal year is referred to as due to/from other funds.

All ambulance and property taxes receivables are shown with an allowance for uncollectibles. Ambulance receivables allowance for uncollectibles is based on historical collection data. The allowance for uncollectible property taxes is equal to 1.02 percent of total taxes levied.

Property taxes receivable are recognized as of the date an enforceable legal claim to the taxable property arises. This date is January 1 and is referred to as the lien date. However, revenues from property taxes are recognized in the period for which the taxes are levied, which is the ensuing fiscal year. Since the receivable is recognized before the period of revenue recognition the entire amount of the receivable, less an estimated allowance for uncollectible taxes, is reported as deferred inflow of resources as of June 30.

Property taxes receivable are also reported as of June 30 for the taxes that are levied, collected, and reported as revenue during the current fiscal year. These property taxes receivable are presented on the balance sheet as a deferred inflow of resources to reflect amounts not available as of June 30. Property taxes collected within 30 days of year-end are considered available and accrued. The allowance for uncollectible taxes represents the estimated amount of the receivable that will be filed in court for collection. Delinquent taxes filed in court for collection are not included in taxes receivable since they are neither measurable nor available.

Property taxes are levied as of the first Monday in October. Taxes become delinquent and begin accumulating interest and penalty the following March 1. Suit must be filed in Chancery Court between the following February 1 to April 1 for any remaining unpaid taxes. Additional costs attach to delinquent taxes after a court suit has been filed.

Most payables are disaggregated on the face of the financial statements. The balance in the account Other Current Liabilities totaling \$383,280 in the governmental activities Statement of Net Position for the primary government consists of performance bonds of \$33,000 and self-insurance claims of \$350,280. Due to Other Governments of \$9,697,777 represents American Rescue Plan Act funds received in advance by the primary government.

### **3. Inventories and Prepaid Items**

Inventories of Anderson County and the discretely presented Anderson County School Department are recorded at cost, determined on the first-in, first-out basis. Inventories of governmental funds are recorded as expenditures when consumed rather than when purchased. Inventories are offset in the nonspendable fund balance account in governmental funds.

Certain payments to vendors reflect costs applicable to future accounting periods and are recorded as prepaid items in both the government-wide and fund financial statements. The cost of prepaid items is recorded as an expenditure when consumed rather than when purchased. Prepaids are offset in the nonspendable fund balance account in governmental funds.

**4. Restricted Assets**

Restricted assets consist of amounts held in a pension stabilization trust by the Tennessee Consolidated Retirement (TCRS) for the benefit of the discretely presented Anderson County School Department's Teacher Retirement Plan. The purpose of this trust is to accumulate funds to provide stabilization (smoothing) of retirement costs to the school system in times of fluctuating investment returns and market downturns. These funds are held and invested by TCRS pursuant to an irrevocable agreement and may only be used for the benefit of the Anderson County School Department to fund retirement benefits upon approval of the TCRS Board of Directors. To date, the Anderson County School Department has not withdrawn any funds from the trust to pay pension cost. Trust documents provide that the funds are not subject to the claims of general creditors of the school department.

**5. Capital Assets**

Governmental funds do not capitalize the cost of capital outlays; these funds report capital outlays as expenditures upon acquisition.

Capital assets, which include property, plant, equipment, and infrastructure assets (e.g., roads, bridges, and similar items), and intangible right-to-use assets (e.g., lease assets) are reported in the governmental column in the government-wide financial statements. Capital assets are defined by the government as assets with an initial, individual cost of \$5,000 or more and an estimated useful life exceeding one year. Such assets are recorded at historical cost or estimated historical cost if purchased or constructed. Donated capital assets are recorded at acquisition value at the date of donation.

The costs of normal maintenance and repairs that do not add to the value of the asset or materially extend assets' lives are not capitalized.

Major outlays for capital assets and improvements are capitalized as projects are constructed.

Property, plant, equipment, and infrastructure of the primary government and the discretely presented school department are depreciated using the straight-line method over the following estimated useful lives. Right-to-use assets are amortized over the shorter of the lease term or useful life.

<u>Assets</u>	<u>Years</u>
Building and Improvements	20 - 50
Other Capital Assets	5 - 20
Infrastructure	25 - 40
Right-to-Use Assets	20

**6. Deferred Outflows/Inflows of Resources**

In addition to assets, the Statement of Net Position will sometimes report a separate section for deferred outflows of resources. This separate financial statement element, deferred outflows of resources, represents a consumption of net assets that applies to a future period and so will not be recognized as an outflow of resources (expense/expenditure) until then. The government has items that qualify for reporting in this category. Accordingly, the items are reported in the government-wide Statement of Net Position. These items are for a deferred charge on refunding, pension and OPEB changes in experience, pension and OPEB changes in assumptions, pension changes in investment earnings, pension and OPEB changes in proportionate share, and employer contributions made to the pension and OPEB plans after the measurement date. A deferred charge on refunding results from the difference in the carrying value of refunded debt and its reacquisition price. This amount is deferred and amortized over the shorter of the life of the refunded or refunding debt.

In addition to liabilities, the Statement of Net Position will sometimes report a separate section for deferred inflows of resources. Deferred inflows of resources represent an acquisition of net assets that applies to a future period(s) and so will not be recognized as an inflow of resources (revenue) until that time. The government has items that qualify for reporting in this category. Accordingly, the items are reported in the government-wide Statement of Net Position and the governmental funds balance sheet. These items are from the following sources: current and delinquent property taxes, deferred credit on refunding, pension and OPEB changes in experience, pension and OPEB changes in proportionate share, OPEB changes in assumptions, and various receivables for revenues, which do not meet the availability criteria for governmental funds.

**7. Compensated Absences**

The policies of the county and school department permit employees to accumulate earned but unused vacation and sick pay benefits. There is no liability for unpaid accumulated sick leave since the county and the school department do not have policies to pay any amounts when employees separate from service with the government. All vacation pay is accrued when incurred in the government-wide statements for the

county and the discretely presented school department. A liability for vacation pay is reported in governmental funds only if amounts have matured, for example, as a result of employee resignations and retirements.

## **8. Long-term Debt, Lease Obligations, and Long-term Obligations**

In the government-wide financial statements, long-term debt, lease obligations, and other long-term obligations are reported as liabilities in the governmental activities Statement of Net Position. Debt premiums and discounts are deferred and are amortized over the life of the new debt using the straight-line method. Debt payable is reported net of the applicable debt premium or discount. Debt issuance costs are expensed in the period incurred. In refunding transactions, the difference between the reacquisition price and the net carrying amount of the old debt is reported as a deferred outflow of resources or a deferred inflow of resources and recognized as a component of interest expense in a systematic and rational manner over the remaining life of the refunded debt or the life of the new debt issued, whichever is shorter.

In the fund financial statements, governmental funds recognize debt premiums and discounts, as well as debt issuance costs, during the current period. The face amount of debt issued is reported as other financing sources. Premiums received on debt issuances are reported as other financing sources, while discounts on debt issuances are reported as other financing uses. Issuance costs, whether or not withheld from the actual debt proceeds received, are reported as debt service expenditures.

Lease obligations are recognized in the government-wide financial statements. At the commencement of a lease, a lease liability is initially measured at the present value of payments expected to be made during the lease term. Subsequently, the lease liability is reduced by the principal portion of lease payments made.

Only the matured portion (the portion that has come due for payment) of long-term indebtedness, including bonds payable and lease obligations, is recognized as a liability and expenditure in the governmental fund financial statements. Liabilities and expenditures for other long-term obligations, including compensated absences and other postemployment benefits, are recognized to the extent that the liabilities have matured (come due for payment) each period.

## **9. Net Position and Fund Balance**

In the government-wide financial statements and the proprietary fund in the fund financial statements, equity is classified as net position and displayed in three components:

- a. Net investment in capital assets – Consists of capital assets, including restricted capital assets, net of accumulated depreciation and reduced by the outstanding balances of any bonds, mortgages, notes or other borrowings that are attributable to the acquisition, construction, or improvement of those assets.
- b. Restricted net position – Consists of net position with constraints placed on the use either by (1) external groups such as creditors, grantors, contributors, or laws or regulations of other governments or (2) law through constitutional provisions or enabling legislation.
- c. Unrestricted net position – All other net position that does not meet the definition of restricted or net investment in capital assets.

The government-wide Statement of Net Position, Governmental Activities, reports \$9,671,854 of restricted net position, of which \$929,560 is restricted by enabling legislation.

As of June 30, 2023, Anderson County had \$26,582,465 in outstanding debt and lease obligations for capital purposes of the discretely presented Anderson County School Department. These debt and lease obligations are liabilities of Anderson County, but the capital assets acquired are reported in the financial statements of the school department. Therefore, Anderson County has incurred liabilities, significantly decreasing its unrestricted net position with no corresponding increase in the county's capital assets.

For most funds, it is the county's policy that restricted amounts would be reduced first followed by unrestricted amounts when expenditures are incurred for purposes for which both restricted and unrestricted fund balance is available. One exception is the Highway/Public Works Fund for which unrestricted amounts are reduced first, followed by restricted amounts when expenditures are incurred for purposes for which both restricted and unrestricted fund balance is available. Also, it is the county's policy that committed amounts would be reduced first, followed by assigned amounts and then unassigned amounts when expenditures are incurred for purposes for which amounts in any of these unrestricted fund balance classifications could be used.

In the fund financial statements, governmental funds report fund balance in classifications that comprise a hierarchy based primarily on the extent to which the government is bound to honor constraints on the specific purposes for which amounts in these funds can be spent. These classifications may consist of the following:

Nonspendable Fund Balance – includes amounts that cannot be spent because they are either (a) not in spendable form or (b) legally or contractually required to be maintained intact.

Restricted Fund Balance – includes amounts that have constraints placed on the use of the resources that are either (a) externally imposed by creditors, grantors, contributors or laws and regulations of other governments or (b) imposed by law through constitutional provisions or enabling legislation.

Committed Fund Balance – includes amounts that can only be used for specific purposes pursuant to constraints imposed by formal resolutions of the county commission, the county's highest level of decision-making authority and the Board of Education, the school department's highest level of decision-making authority, and shall remain binding unless removed in the same manner.

Assigned Fund Balance – includes amounts that are constrained by the county's intent to be used for specific purposes but are neither restricted nor committed (excluding stabilization arrangements). The county follows a policy requiring all assignments of fund balance to be approved by resolution by the county commission for the primary government and by the Board of Education for the school department. Assigned fund balance in the General Fund primarily represents amounts assigned for capital projects (\$3,606,928), opioid remediation (\$233,421), Norwood safety project (\$275,000), special needs grant matching amount (\$116,400), and amounts assigned for encumbrances (\$459,866). Assigned fund balance in the school department's General Purpose School Fund represents amounts assigned for encumbrances (\$4,046,499), and amounts appropriated for use in the 2023-24 budget (\$1,497,455).

Unassigned Fund Balance – the residual classification of the General and General Purpose School funds. This classification represents fund balance that has not been assigned to other funds and that has not been restricted, committed, or assigned to specific purposes within the General and General Purpose School funds. These funds are the only governmental funds that report positive unassigned fund balance. However, in governmental funds other than the General and General Purpose School funds, if expenditures incurred for specific purposes exceed the amounts that are restricted, committed, or assigned for those purposes, it may be necessary to report a negative unassigned fund balance, which would be a deficit.

The primary restrictions and commitments of fund balance for the governmental funds are identified below.

Fund/ Function/Purpose	Amount
<b><u>PRIMARY GOVERNMENT</u></b>	
General Fund:	
Restricted for General Government:	
Register of Deeds Data Processing	\$ 186,767
Restricted for Finance:	
County Clerk Data Processing	20,905
County Clerk Titling	80,000
Restricted for Administration of Justice:	
Drug Court	68,517
Courthouse Security	266,094
Circuit, Sessions, and Chancery Data Processing	85,342
Sex Offender Registry	36,904
Restricted for Public Health and Welfare:	
Opioid Abatement	427,989
Alcohol and Drug Treatment	137,655
Animal Holding Facilities	69,385
Various Grants	20,027
Committed for Finance:	
Purchasing - Surplus Property	37,526
Committed for Capital Projects:	
Industrial Land Purchases	1,268,123
Committed for Other Purposes:	
Economic Development	310,463
Ambulance Service Fund:	
Restricted for Public Health and Welfare:	
State Direct Appropriation Grant	367,634
Committed for Public Health and Welfare:	
Ambulance Service	649,145
Highway/Public Works Fund:	
Restricted for Highway/Public Works:	
General Highway Purposes	3,880,574

Fund/ Function/Purpose	Amount
<b><u>PRIMARY GOVERNMENT (CONT.)</u></b>	
Nonmajor Governmental Funds:	
Restricted for Public Safety:	
Drug Control	\$ 144,156
Restricted for Public Health and Welfare:	
Solid Waste/Sanitation	495,032
Restricted for Social, Cultural, and Recreational Services:	
Public Libraries	365,922
Tourism	742,153
Restricted for Debt Service:	
Principal and Interest on General County Debt	223,240
Principal and Interest on Debt Related to Elementary Schools	286,205
Principal and Interest on Debt Related to Middle and High Schools	144,417
Committed for Debt Service:	
Principal and Interest on General County Debt	463,700
Principal and Interest on Debt Related to Elementary Schools	1,899
Principal and Interest on Debt Related to Middle and High Schools	127,637
 <b><u>DISCRETELY PRESENTED SCHOOL DEPARTMENT</u></b>	
General Purpose School Fund	
Restricted for Education:	
Special Education	693,766
Restricted for Hybrid Retirement Stabilization	914,866
School Federal Projects Fund	
Committed for Education:	
Cash Flow for Federal Programs	375,000
Nonmajor Governmental:	
Restricted for Education:	
Cafeteria Operations	4,453,256
Internal School Funds	2,039,980
Restricted for Capital Projects:	

**10. Minimum Fund Balance Policy**

To provide management with appropriate guidelines and direction to assist in making sound decisions related to managing the fund balance, the county commission adopted a policy establishing a minimum unassigned fund balance level for the General Fund of \$5,500,000. To draw the unassigned fund balance below \$5,500,000 requires two-thirds (2/3) affirmative vote by the board of county commissioners. At June 30, 2023, the unassigned fund balance was \$11,255,599, which is \$5,755,599 above the minimum amount.

**E. Pension Plans**

**Primary Government**

For purposes of measuring the net pension liability, deferred outflows of resources and deferred inflows of resources related to pensions, and pension expense, information about the fiduciary net position of Anderson County's participation in the Public Employee Pension Plan of the Tennessee Consolidated Retirement System (TCRS), and additions to/deductions from Anderson County's fiduciary net position have been determined on the same basis as they are reported by the TCRS for the Public Employee Pension Plan. For this purpose, benefits (including refunds of employee contributions) are recognized when due and payable in accordance with the benefit terms of the Public Employee Pension Plan of TCRS. Investments are reported at fair value.

**Discretely Presented Anderson County School Department**

For purposes of measuring the net pension liability, deferred outflows of resources and deferred inflows of resources related to pensions, and pension expense, information about the fiduciary net position of the Teacher Retirement Plan and the Teacher Legacy Pension Plan in the Tennessee Consolidated Retirement System, and additions to/deductions from fiduciary net position have been determined on the same basis as they are reported by the TCRS. For this purpose, benefits (including refunds of employee contributions) are recognized when due and payable in accordance with the benefit terms of the Teacher Retirement Plan and the Teacher Legacy Pension Plan. Investments are reported at fair value.

**F. Other Postemployment Benefit (OPEB) Plans**

**Primary Government**

Anderson County provides OPEB benefits to its retirees through a self-insured health plan administered by Blue Cross Blue Shield of Tennessee. For reporting purposes, the plan is considered a single employer defined benefit OPEB plan based on criteria in Statement No. 75 of the Governmental Accounting Standards Board (GASB). For purposes of measuring the net OPEB liability, deferred outflows of resources and deferred inflows of resources related to OPEB, and OPEB expense, have been determined on the same basis as they are reported by Anderson County. For this purpose, Anderson County recognizes benefit payments when due and payable in accordance with benefit terms. Anderson County's OPEB plan is not administered through a trust.

**Discretely Presented Anderson County School Department**

Anderson County School Department provides OPEB benefits to its retirees through a state administered public entity risk pool. For reporting purposes, the plan is considered a single employer defined benefit OPEB plan based on criteria in Statement No. 75 of the Governmental Accounting Standards Board

(GASB). For purposes of measuring the net OPEB liability, deferred outflows of resources and deferred inflows of resources related to OPEB, and OPEB expense, have been determined on the same basis as they are reported by the discretely presented Anderson County School Department. For this purpose, the school department recognizes benefit payments when due and payable in accordance with benefit terms. The school department's OPEB plan is not administered through a trust.

## **II. RECONCILIATION OF GOVERNMENT-WIDE AND FUND FINANCIAL STATEMENTS**

### **A. Explanation of certain differences between the governmental fund balance sheet and the government-wide Statement of Net Position**

#### **Primary Government**

Exhibit C-2 includes explanations of the nature of individual elements of items required to reconcile the balance sheet of governmental funds with the government-wide Statement of Net Position.

#### **Discretely Presented Anderson County School Department**

Exhibit I-3 includes explanations of the nature of individual elements of items required to reconcile the balance sheet of governmental funds with the government-wide Statement of Net Position.

### **B. Explanation of certain differences between the governmental fund Statement of Revenues, Expenditures, and Changes in Fund Balances and the government-wide Statement of Activities**

#### **Primary Government**

Exhibit C-4 includes explanations of the nature of individual elements of items required to reconcile the net change in fund balances – total governmental funds with the change in net position of governmental activities reported in the government-wide Statement of Activities.

#### **Discretely Presented Anderson County School Department**

Exhibit I-5 includes explanations of the nature of individual elements of items required to reconcile the net change in fund balances – total governmental funds with the change in net position of governmental activities reported in the government-wide Statement of Activities.

### III. STEWARDSHIP, COMPLIANCE, AND ACCOUNTABILITY

#### A. Budgetary Information

Annual budgets are adopted on a basis consistent with generally accepted accounting principles (GAAP) for all governmental funds except the Constitutional Officers - Fees Fund and the school department's Internal School Fund (special revenue funds), which are not budgeted. All annual appropriations lapse at fiscal year-end.

The county is required by state statute to adopt annual budgets. Annual budgets are prepared on the basis in which current available funds must be sufficient to meet current expenditures. Expenditures and encumbrances may not legally exceed appropriations authorized by the county commission and any authorized revisions. Unencumbered appropriations lapse at the end of each fiscal year.

The budgetary level of control is at the major category level established by the County Uniform Chart of Accounts, as prescribed by the Comptroller of the Treasury of the State of Tennessee. Major categories are at the department level (examples of General Fund major categories: County Commission, Board of Equalization, County Mayor, County Attorney, etc.). Management may make revisions within major categories, but only the county commission may transfer appropriations between major categories. During the year, several supplementary appropriations were necessary.

The county's budgetary basis of accounting is consistent with GAAP, except instances in which encumbrances are treated as budgeted expenditures. The difference between the budgetary basis and GAAP basis, if any, is presented on the face of each budgetary schedule.

At June 30, 2023, Anderson County and the Anderson County School Department reported the following encumbrances:

<u>Fund</u>	<u>Amount</u>
Primary Government:	
Major Funds:	
General	\$ 459,866
Ambulance Service	367,634
Special Purpose	2,163,366
Highway/Public Works	558,249
Nonmajor Governmental Funds	22,078
School Department:	
Major Funds:	
General Purpose School	4,046,499
School Federal Projects	64,524
Nonmajor Governmental Funds	251,461

**B. Fund Deficits/Budgetary Basis Fund Deficit**

The Special Purpose Fund had a GAAP basis fund deficit of \$53,083 due to the grant expenditure reporting prescribed by the U.S. Treasury for the State and Local Fiscal Recovery Funds Grant (FAL No. 21.027). The county reports expenditures quarterly. The deficit resulted from the recognition of expenditures that were not reported on the expenditure reports during the year ended June 30, 2023. The county will report these expenditures in subsequent reporting periods.

In addition to the GAAP basis deficit of \$53,083 discussed above, an additional \$2,163,366 of encumbrances were recognized as budgeted expenditures in the Special Purpose Fund, resulting in a budgetary basis deficit of \$2,216,449. These encumbrances were recorded in order to reflect outstanding obligations which will be funded by the State and Local Fiscal Recovery Funds Grant (FAL No. 21.027) in subsequent fiscal years. This deficit will be liquidated upon the recognition of revenues from the federal grant after year-end.

The School Federal Projects Fund (special revenue fund) of the discretely presented Anderson County School Department had a deficit unassigned fund balance of \$273,041 at June 30, 2023. This deficit unassigned fund balance resulted from the school department's failure to request reimbursements for grant expenditures on a timely basis and is further discussed in the Schedule of Findings and Questioned Costs in the Single Audit section of this report. The deficit unassigned fund balance was liquidated when revenues were recognized after June 30, 2023.

**C. Cash Overdraft and Payment of Checks by Trustee that Exceeded Available Funds**

The finance department issued checks from the School Federal Projects Fund which exceeded cash on deposit with the trustee, and the trustee continued paying checks that exceeded available cash of that fund. The fund had cash overdrafts for 11 of the 12 months during the fiscal year by as much as \$3,110,280. These overdrafts are further discussed in the Schedule of Findings and Questioned Costs in the Single Audit section of this report.

**D. Investigation Report on Animal Care and Control Department**

On December 6, 2022, the Comptroller's Division of Investigations issued an investigative report on the Anderson County Animal Care and Control Department. The report disclosed a licensing violation for the shelter's director, and a compliance deficiency related to soliciting donations. The investigative report can be found at <http://www.comptroller.tn.gov/ia>.

#### IV. DETAILED NOTES ON ALL FUNDS

##### A. Deposits and Investments

Anderson County and the Anderson County School Department participate in an internal cash and investment pool through the Office of Trustee. The county trustee is the treasurer of the county and in this capacity is responsible for receiving, disbursing, and investing most county funds. Each fund's portion of this pool is displayed on the balance sheets or statements of net position as Equity in Pooled Cash and Investments. Cash and investments reflected on the balance sheets or statements of net position represent nonpooled amounts held separately by individual funds.

##### Deposits

**Legal Provisions.** All deposits with financial institutions must be secured by one of three methods. One method involves financial institutions that participate in the bank collateral pool administered by the state treasurer. Participating banks determine the aggregate balance of their public fund accounts for the State of Tennessee and its political subdivisions. The amount of collateral required to secure these public deposits must equal at least 90 percent of the average daily balance of public deposits held. Collateral securities required to be pledged by the participating banks to protect their public fund accounts are pledged to the state treasurer on behalf of the bank collateral pool. The securities pledged to protect these accounts are pledged in the aggregate rather than against each account. The members of the pool may be required by agreement to pay an assessment to cover any deficiency. Under this additional assessment agreement, public fund accounts covered by the pool are considered to be insured for purposes of credit risk disclosure.

For deposits with financial institutions that do not participate in the bank collateral pool, state statutes require that all deposits be collateralized with collateral whose fair value is equal to 105 percent of the uninsured amount of the deposits. The collateral must be placed by the depository bank in an escrow account in a second bank for the benefit of the county.

In addition, counties may invest in FDIC insured certificates of deposit. The deposit is first made in a bank or savings and loan association, selected by the government entity, with a branch in the state of Tennessee that is authorized to accept county deposits (the depository bank). The depository bank then arranges for the transfer of the moneys into one or more federally insured banks or savings and loan associations, wherever located (secondary depositories), for the account of the county. In turn, the depository bank receives funds from customers of the secondary depositories equal to or greater than the amount initially invested by the county. The balance of county funds with each secondary depository must not exceed FDIC insurance limits so that all funds are fully insured. Under this program, the trustee must provide the depository bank with a listing of all banks and savings and loan associations holding county funds under the same federal employer identification number

(FEIN). To prevent deposits from exceeding FDIC coverage, the depository bank is prohibited from using any of those listed banks or savings and loan associations as secondary depositories. The use of this program must be approved by the county investment committee or finance committee as appropriate for the specific county. Further, the investment committee or finance committee must establish policies and procedures for the investments, including the establishment of controls to ensure that full FDIC insurance coverage is obtained. Service providers used by depositories must be approved by the state treasurer upon concurrence by the commissioner of financial institutions and finance and administration. There are currently only two eligible programs that have been approved by the state treasurer: the Certificate of Deposit Account Registry Service (CDARS) and the Insured Cash Sweep (ICS), which operate through IntraFi Network, LLC.

### **Investments**

**Legal Provisions.** Counties are authorized to make direct investments in bonds, notes, or treasury bills of the U.S. government and obligations guaranteed by the U.S. government or any of its agencies; deposits at state and federal chartered banks and savings and loan associations; bonds of any state or political subdivision rated A or higher by any nationally recognized rating service; nonconvertible debt securities of certain federal government sponsored enterprises; and the county's own legally issued bonds or notes. These investments may not have a maturity greater than two years. The county may make investments with longer maturities if various restrictions set out in state law are followed. Counties are also authorized to make investments in the State Treasurer's Investment Pool, the State Treasurer's Intermediate Term Investment Fund, and in repurchase agreements. The primary oversight responsibility for the investments and operations of the State Treasurer's Investment Pool rests with the Funding Board of the State of Tennessee (Funding Board). The Funding Board has established an investment policy that is administered by the state treasurer. Investments in the State Treasurer's Investment Pool are reported both by the pool and the county at amortized cost using a stable net asset value. The primary oversight responsibility for the investments and operations of the Intermediate Term Investment Fund rests with the Funding Board of the State of Tennessee (Funding Board). The Funding Board has established an investment policy that is administered by the state treasurer. Investments in the Intermediate Term Investment Fund are reported both by the pool and the county at amortized cost using a floating net asset value. Repurchase agreements must be approved by the state Comptroller's Office and executed in accordance with procedures established by the State Funding Board. Securities purchased under a repurchase agreement must be obligations of the U.S. government or obligations guaranteed by the U.S. government or any of its agencies. When repurchase agreements are executed, the purchase of the securities must be priced at least two percent below the fair value of the securities on the day of purchase.

**Investment Balances.** As of June 30, 2023, Anderson County had the following investments carried at amortized cost using a Stable Net Asset Value. Pooled investments are held in the county trustee’s investment pool. Separate disclosures concerning pooled investments cannot be made for Anderson County and the discretely presented Anderson County School Department since both pool their deposits and investments through the county trustee.

<u>Investment</u>	<u>Weighted Average Maturity</u>	<u>Maturities</u>	<u>Amortized Cost</u>
State Treasurer's Investment Pool	1 to 46 days	N/A	\$ 7,947,485

**Interest Rate Risk.** Interest rate risk is the risk that changes in interest rates will adversely affect the fair value of an investment. State statutes limit the maturities of certain investments as previously disclosed. Anderson County does not have a formal investment policy that limits investment maturities as a means of managing its exposure to fair value losses arising from increasing interest rates.

**Credit Risk.** Credit risk is the risk that an issuer or other counterparty to an investment will not fulfill its obligations. State statutes limit the ratings of certain investments as previously explained. Anderson County has no investment policy that would further limit its investment choices. As of June 30, 2023, Anderson County’s investment in the State Treasurer’s Investment Pool was unrated.

Further information concerning the legal provisions, investment policies, investment types, and credit risks for the State Treasurer’s Investment Pool can be obtained by reviewing the State of Tennessee Annual Comprehensive Financial Report at <https://www.tn.gov/finance/rd-doa/fa-accfin-ar.html>.

**TCRS Stabilization Trust**

**Legal Provisions.** The Anderson County School Department is a member of the Tennessee Consolidated Retirement System (TCRS) Stabilization Reserve Trust. The school department has placed funds into the irrevocable trust as authorized by statute under *Tennessee Code Annotated (TCA)*, Title 8, Chapters 34-37. The TCRS Board of Trustees is responsible for the proper operation and administration of the trust. Funds of trust members are held and invested in the name of the trust for the benefit of each member. Each member’s funds are restricted for the payment of retirement benefits of that member’s employees. Trust funds are not subject to the claims of general creditors of the school department.

The trust is authorized to make investments as directed by the TCRS Board of Trustees. The Anderson County School Department may not impose any

restrictions on investments placed by the trust on their behalf. It is the intent of the plan trustees to allocate these funds in the future to offset pension costs.

At June 30, 2023, the Anderson County School Department had the following investments held by the trust on its behalf. These funds are recognized as restricted assets in the General Purpose School Fund of the school department.

Investment	Weighted Average Maturity (days)	Maturities	Fair Value
Investments at Fair Value:			
U.S. Equity	N/A	N/A	\$ 283,608
Developed Market International Equity	N/A	N/A	128,081
Emerging Market International Equity	N/A	N/A	36,595
U.S. Fixed Income	N/A	N/A	182,973
Real Estate	N/A	N/A	91,487
Short-term Securities	N/A	N/A	9,149
NAV - Private Equity and Strategic Lending	N/A	N/A	182,973
Total			\$ 914,866

For further information concerning the legal provisions, investment policies, investment types, and credit risks of the school department's investments with the TCRS Stabilization Reserve Trust, audited financial statements of the Tennessee Consolidated Retirement System may be obtained at <https://comptroller.tn.gov/content/dam/cot/sa/advanced-search/disclaimer/2022/ag21066.pdf>.

**B. Capital Assets**

Capital assets activity for the year ended June 30, 2023, was as follows:

**Primary Government**

**Governmental Activities**

	Balance 7-1-22	Increases	Decreases	Balance 6-30-23
Capital Assets Not Depreciated:				
Land	\$ 2,470,802	\$ 0	\$ 0	\$ 2,470,802
Construction in Progress	38,159	1,164,226	(348,324)	854,061
Total Capital Assets Not Depreciated	<u>\$ 2,508,961</u>	<u>\$ 1,164,226</u>	<u>\$ (348,324)</u>	<u>\$ 3,324,863</u>
Capital Assets Depreciated:				
Buildings and Improvements	\$ 44,411,256	\$ 463,426	\$ 0	\$ 44,874,682
Infrastructure	47,523,135	0	0	47,523,135
Other Capital Assets	19,402,640	1,500,179	(585,696)	20,317,123
Total Capital Assets Depreciated	<u>\$ 111,337,031</u>	<u>\$ 1,963,605</u>	<u>\$ (585,696)</u>	<u>\$ 112,714,940</u>
Less Accumulated Depreciation For:				
Buildings and Improvements	\$ 14,953,167	\$ 1,111,110	\$ 0	\$ 16,064,277
Infrastructure	42,818,591	352,933	0	43,171,524
Other Capital Assets	12,409,197	1,192,395	(531,836)	13,069,756
Total Accumulated Depreciation	<u>\$ 70,180,955</u>	<u>\$ 2,656,438</u>	<u>\$ (531,836)</u>	<u>\$ 72,305,557</u>
Total Capital Assets Depreciated, Net	<u>\$ 41,156,076</u>	<u>\$ (692,833)</u>	<u>\$ (53,860)</u>	<u>\$ 40,409,383</u>
Governmental Activities Capital Assets, Net	<u>\$ 43,665,037</u>	<u>\$ 471,393</u>	<u>\$ (402,184)</u>	<u>\$ 43,734,246</u>

Depreciation expense was charged to functions of the primary government as follows:

**Governmental Activities:**

General Government	\$ 726,040
Finance	3,805
Administration of Justice	33,918
Public Safety	876,157
Public Health and Welfare	466,197
Social, Cultural, and Recreational	43,315
Highway/Public Works	<u>507,006</u>
 Total Depreciation Expense - Governmental Activities	 <u><u>\$ 2,656,438</u></u>

**Net Investment in Capital Assets**

---

Capital Assets	\$ 43,734,246
Add:	
Unamortized balance of deferred charge on refunding	329,850
Less:	
Outstanding principal of capital debt and other capital borrowings	(6,400,000)
Outstanding principal balance of debt and other borrowing used to refund capital-related debt	(12,675,000)
Unamortized balance of original issue premiums on outstanding capital-related debt	(1,626,262)
Unamortized balance of deferred credit on refunding	(108,157)
Capital Related Accounts Payable	(94,710)
 Net Investment in Capital Assets	 <u><u>\$ 23,159,967</u></u>

As stated in note I.D.9., as of June 30, 2023, Anderson County had \$26,582,465 in outstanding principal of debt and lease obligations which were issued for capital purposes of the discretely presented Anderson County School Department. Those liabilities are not considered capital-related liabilities of the primary government. Therefore, the outstanding principal of those liabilities, along with the associated unamortized original discount premium (\$2,145,143), and unamortized balance of deferred credit on refunding (\$121,832), are not included in the above calculation of net invested in capital assets for the primary government.

**Discretely Presented Anderson County School Department**

**Governmental Activities:**

	Balance 7-1-22	Increases	Decreases	Balance 6-30-23
Capital Assets Not Depreciated:				
Land	\$ 865,214	\$ 527,229	\$ 0	\$ 1,392,443
Construction in Progress	1,737,358	7,791,527	(5,762,807)	3,766,078
<b>Total Capital Assets Not Depreciated</b>	<b>\$ 2,602,572</b>	<b>\$ 8,318,756</b>	<b>\$ (5,762,807)</b>	<b>\$ 5,158,521</b>
Capital Assets Depreciated:				
Buildings and Improvements	\$ 102,692,817	\$ 6,100,689	\$ 0	\$ 108,793,506
Other Capital Assets	9,285,639	1,205,539	(44,324)	10,446,854
<b>Total Capital Assets Depreciated</b>	<b>\$ 111,978,456</b>	<b>\$ 7,306,228</b>	<b>\$ (44,324)</b>	<b>\$ 119,240,360</b>
Less Accumulated Depreciation For:				
Buildings and Improvements	\$ 54,091,923	\$ 2,759,657	\$ 0	\$ 56,851,580
Other Capital Assets	6,724,813	573,239	(44,324)	7,253,728
<b>Total Accumulated Depreciation</b>	<b>\$ 60,816,736</b>	<b>\$ 3,332,896</b>	<b>\$ (44,324)</b>	<b>\$ 64,105,308</b>
<b>Total Capital Assets Depreciated, Net</b>	<b>\$ 51,161,720</b>	<b>\$ 3,973,332</b>	<b>\$ 0</b>	<b>\$ 55,135,052</b>
Intangible Right-to-Use Assets:				
Lease Building	\$ 275,415	\$ 0	\$ 0	\$ 275,415
Less: Accumulated Amortization:	113,965	113,965	0	227,930
<b>Net Intangible Right-to-Use Assets</b>	<b>\$ 161,450</b>	<b>\$ (113,965)</b>	<b>\$ 0</b>	<b>\$ 47,485</b>
<b>Governmental Activities Capital Assets, Net</b>	<b>\$ 53,925,742</b>	<b>\$ 12,178,123</b>	<b>\$ (5,762,807)</b>	<b>\$ 60,341,058</b>

Depreciation and amortization expense was charged to functions of the discretely presented school department as follows:

**Governmental Activities:**

Instruction	\$ 1,918,288
Support Services	1,179,606
Operation of Non-instructional Services	<u>348,967</u>
<b>Total Depreciation and Amortization Expense - Governmental Activities</b>	<b><u>\$ 3,446,861</u></b>

## Net Investment in Capital Assets

---

Capital Assets (both tangible and intangible)	\$ 60,341,058
Less:	
Capital Related Contracts Payable	(919,639)
Capital Related Liability Due to Primary Government	<u>(62,465)</u>
Net Investment in Capital Assets	<u><u>\$ 59,358,954</u></u>

### C. Construction/Land Commitments

At June 30, 2023, the primary government had an uncompleted construction contract of \$608,412 in the Special Purpose Fund for relocating various departments within the courthouse. Funding for these future expenditures will be received from federal grants. The primary government also had an uncompleted construction contract of \$265,838 in the Highway/Public Works Fund for repairs to a county bridge. Funding has been received for these future expenditures.

At June 30, 2023, the school department reported an encumbrance of \$3,015,000 in its General Purpose School Fund for the purchase of land for a new school building. The school department also had uncompleted construction contracts of approximately \$939,396 in the General Purpose School Fund for various other school renovation projects. Funding has been received for these future expenditures.

**D. Interfund Receivables, Payables, and Transfers**

The composition of interfund balances as of June 30, 2023, was as follows:

**Due to/from Other Funds:**

Receivable Fund	Payable Fund	Amount
Primary Government:		
General	Nonmajor governmental	\$ 241,856
Ambulance Service	"	5,185
Highway/Public Works	General	3,977
"	Nonmajor governmental	24,414
Internal Service	General	282,100
"	Ambulance Service	60,095
"	Highway/Public Works	17,144
"	Nonmajor governmental	16,409
Nonmajor governmental	General Fund	7,003
"	Nonmajor governmental	15,465
Discretely Presented School Department:		
General Purpose School	School Federal Projects	2,255
"	Nonmajor governmental	194,540
Nonmajor governmental	General Purpose School	3,135

These balances resulted from the time lag between the dates that interfund goods and services are provided or reimbursable expenditures occur and payments between funds are made.

**Due to/from Primary Government and Component Unit**

Receivable Fund	Payable Fund	Amount
Primary Government:		
General	School Department: General Purpose School	\$ 6
Highway/Public Works	"	13,245
"	School Federal Projects	224
"	Nonmajor Governmental	385
Component Unit:		
School Department: General Purpose School	Primary Government: Nonmajor governmental	98,712

An additional amount of \$62,465 is reflected as due to primary government from the discretely presented school department on the government-wide Statement of Net Position for a lease issued by the primary government, which is being retired by the school department. The entire amount is expected to be received within one year.

**Interfund Transfers**

Interfund transfers for the year ended June 30, 2023, consisted of the following amounts:

**Discretely Presented Anderson County School Department**

Transfers Out	Transfers In	
	General Purpose School Fund	Nonmajor Governmental Funds
School Federal Projects Fund	\$ 213,009	\$ 0
Nonmajor Governmental Funds	198,212	58,871
<b>Total</b>	<b>\$ 411,221</b>	<b>\$ 58,871</b>

Transfers into the General Purpose School Fund were for indirect costs. The transfer between the nonmajor governmental funds of \$58,871 was to support the food service program.

Transfers are used to move revenues from the fund that statute or budget requires to collect them to the fund that statute or budget requires to expend them and to use unrestricted revenues collected in the General and General Purpose School funds to finance various programs accounted for in other funds in accordance with budgetary authorizations.

**E. Lease Obligations**

During the 2003-04 year, Anderson County entered into an agreement with KQC Investors, LLC for the school department to lease a building for its daycare and head start programs. The agreement provides for a 20-year noncancelable lease term ending in December 2023. The school department had an option to extend the lease for two five-year terms with notice to the lessor at least six months prior to December 2023. However, the county did not exercise that option. The current monthly lease payment is \$10,788. The present value of the lease was determined using a discount rate of 12.28%, which is the implicit interest rate in the lease agreement. Title does not transfer at the end of the lease, but KQC Investors, LLC has expressed its intent to donate the building to the school department. The lease building and accumulated amortization of the right-to-use asset is outlined in Note IV.B.

The school department contributes funds from its Other Education Special Revenue Fund to the primary government’s Rural Debt Service Fund to service the lease payments. As discussed in Note IV.D., the school department reports a liability, Due to Primary Government, to reflect its obligation to retire this lease and the primary government reports Due from Component Unit for those future amounts due from the school department.

Remaining payments on this building lease include:

Year Ending June 30	Building Lease		
	Principal	Interest	Total
2024	\$ 62,465	\$ 2,260	\$ 64,725
Total	\$ 62,465	\$ 2,260	\$ 64,725

Changes in Lease Obligations

Lease obligation activity for the year ended June 30, 2023, was as follows:

**Governmental Activities:**

	Leases
Balance, July 1, 2022	\$ 175,983
Reductions	(113,518)
Balance, June 30, 2023	<u>\$ 62,465</u>
Balance Due Within One Year	<u>\$ 62,465</u>

Analysis of Noncurrent Liabilities for Leases Presented on Exhibit A:

Total Noncurrent Liabilities - Leases, June 30, 2023	\$ 62,465
Less: Balance Due Within One Year - Leases	<u>(62,465)</u>
Noncurrent Liabilities - Due in More Than One Year - Leases - Exhibit A	<u>\$ 0</u>

**F. Long-term Debt**

**Primary Government**

General Obligation Bonds, Notes, and Other Loans

General Obligation Bonds - Anderson County issues general obligation bonds to provide funds for the acquisition and construction of major capital facilities for the primary government and the discretely presented school department. In addition, general obligation bonds have been issued to refund other general obligation bonds. General obligation bonds are direct obligations and pledge the full faith, credit, and taxing authority of the government. General obligation bonds outstanding were issued for original terms of up to 20 years. Repayment terms are generally structured with increasing amounts of principal maturing as interest requirements decrease over the term of the debt.

All bonds included in long-term debt as of June 30, 2023, will be retired from the debt service funds.

Direct Borrowing and Direct Placements - Anderson County issues other loans to provide funds for the acquisition and construction of major capital facilities and other capital outlay purchases, such as equipment, for the primary government and the discretely presented school department. Capital outlay notes are also issued to fund capital facilities and other capital outlay purchases, such as equipment. Capital outlay notes and other loans are direct obligations and pledge the full faith, credit, and taxing authority of the government. The county had no outstanding capital outlay notes at June 30, 2023. Other loans outstanding were issued for original terms of up to 17 years. Repayment terms are generally structured with increasing amounts of principal maturing as interest requirements decrease over the term of the debt. All other loans included in long-term debt as of June 30, 2023, will be retired from the debt service funds.

General obligation bonds and other loans outstanding as of June 30, 2023, for governmental activities are as follows:

Type	Interest Rate		Final Maturity	Original Amount of Issue	Balance 6-30-23
General Obligation Bonds	2 to 5 %		5-1-40	\$ 7,180,000	\$ 6,400,000
General Obligation Bonds - Refunding	2 to 5		5-1-35	14,700,000	12,675,000
Rural School Bonds	2 to 5		5-1-39	10,900,000	9,420,000
Rural School Bonds - Refunding	3 to 5		5-1-31	18,330,000	11,080,000
Direct Borrowing and Direct Placement:					
Other Loans - Fixed Rate	2.75		5-1-31	9,685,215	6,020,000

The annual requirements to amortize all general obligation bonds and other loans outstanding as of June 30, 2023, including interest payments, are presented in the following tables.

Year Ending June 30	Bonds		
	Principal	Interest	Total
2024	\$ 3,230,000	\$ 1,527,203	\$ 4,757,203
2025	3,385,000	1,367,463	4,752,463
2026	3,385,000	1,200,113	4,585,113
2027	2,795,000	1,032,763	3,827,763
2028	2,935,000	902,163	3,837,163
2029-2033	14,120,000	2,631,150	16,751,150
2034-2038	8,090,000	814,844	8,904,844
2039-2040	1,635,000	58,094	1,693,094
<b>Total</b>	<b>\$ 39,575,000</b>	<b>\$ 9,533,793</b>	<b>\$ 49,108,793</b>

Year Ending June 30	Other Loans - Direct Placement		
	Principal	Interest	Total
2024	\$ 425,000	\$ 165,550	\$ 590,550
2025	425,000	153,863	578,863
2026	625,000	142,175	767,175
2027	875,000	124,988	999,988
2028	875,000	100,925	975,925
2029-2031	2,795,000	154,276	2,949,276
<b>Total</b>	<b>\$ 6,020,000</b>	<b>\$ 841,777</b>	<b>\$ 6,861,777</b>

There is \$1,247,098 available in the debt service funds to service long-term debt. Bonded debt per capita totaled \$247, based on the 2020 federal census for residents living inside the Oak Ridge School District, \$481 for residents living inside the Clinton School District, and \$709 for residents living outside of these school districts. Total debt and lease obligations per capita, including bonds, notes, other loans, and unamortized debt premiums, totaled \$268 for residents living inside the Oak Ridge School District, \$598 for residents living inside the Clinton School District, and \$915 for residents living outside of these school districts, based on the 2020 federal census.

Based on budgetary appropriations, the school department remitted \$1,500,000 from its General Purpose School Fund to the primary government's Rural Debt Service and Education Debt Service Funds to be applied to the retirement of debt issued for the benefit of the school department.

Changes in Long-term Debt

Long-term debt activity for the year ended June 30, 2023, was as follows:

**Governmental Activities:**

	Bonds	Notes - Direct Placement	Other Loans - Direct Placement
Balance, July 1, 2022	\$ 42,640,000	\$ 2,952	\$ 6,445,000
Reductions	(3,065,000)	(2,952)	(425,000)
Balance, June 30, 2023	<u>\$ 39,575,000</u>	<u>\$ 0</u>	<u>\$ 6,020,000</u>
Balance Due Within One Year	<u>\$ 3,230,000</u>	<u>\$ 0</u>	<u>\$ 425,000</u>

Analysis of Noncurrent Liabilities for Debt Presented on Exhibit A:

Total Noncurrent Liabilities - Debt, June 30, 2023	\$ 45,595,000
Less: Balance Due Within One Year - Debt	(3,655,000)
Add: Unamortized Premium on Debt	<u>3,771,405</u>
Noncurrent Liabilities - Due in More Than One Year - Debt - Exhibit A	<u>\$ 45,711,405</u>

**G. Long-term Obligations**

Changes in Long-term Obligations

Long-term obligations activity for the year ended June 30, 2023, was as follows:

**Governmental Activities:**

	Compensated Absences	Other Postemployment Benefits
Balance, July 1, 2022	\$ 826,409	\$ 459,010
Additions	920,933	41,305
Reductions	(939,191)	(97,432)
Balance, June 30, 2023	<u>\$ 808,151</u>	<u>\$ 402,883</u>
Balance Due Within One Year	<u>\$ 767,744</u>	<u>\$ 0</u>

Analysis of Other Noncurrent Liabilities Presented on Exhibit A:

Total Noncurrent Liabilities - Other, June 30, 2023	\$ 1,211,034
Less: Balance Due Within One Year - Other	<u>(767,744)</u>
Noncurrent Liabilities - Due in More Than One Year - Other - Exhibit A	<u>\$ 443,290</u>

Compensated absences and other postemployment benefits will be paid from the employing funds, primarily the General, Ambulance Service, and Highway/Public Works funds.

**Discretely Presented Anderson County School Department**

Changes in Long-term Obligations

Long-term obligations activity for the discretely presented Anderson County School Department for the year ended June 30, 2023, was as follows:

<b>Governmental Activities:</b>	Compensated Absences	Other Postemployment Benefits
	<u>                    </u>	<u>                    </u>
Balance, July 1, 2022	\$ 595,571	\$ 6,949,601
Additions	681,540	549,290
Reductions	<u>(620,663)</u>	<u>(1,220,618)</u>
Balance, June 30, 2023	<u>\$ 656,448</u>	<u>\$ 6,278,273</u>
Balance Due Within One Year	<u>\$ 623,627</u>	<u>\$ 0</u>

Analysis of Other Noncurrent Liabilities Presented on Exhibit A:

Total Noncurrent Liabilities - Other, June 30, 2023	\$ 6,934,721
Less: Balance Due Within One Year - Other	<u>(623,627)</u>
Noncurrent Liabilities - Due in More Than One Year - Other - Exhibit A	<u>\$ 6,311,094</u>

Compensated absences and other postemployment benefits will be paid from the employing funds, primarily the General Purpose School and School Federal Projects funds.

**H. On-Behalf Payments – Discretely Presented Anderson County School Department**

The State of Tennessee pays health insurance premiums for retired teachers on-behalf of the Anderson County School Department. These payments are made by the state to the Local Education Group Insurance Plan. The plan is administered by the State of Tennessee and reported in the state's Annual Comprehensive Financial Report. Payments by the state to the Local Education Group Insurance Plan for the year ended June 30, 2023, were \$140,488. The school department has recognized these on-behalf payments as revenues and expenditures in the General Purpose School Fund.

**V. OTHER INFORMATION**

**A. Risk Management**

The county has chosen to establish the Employee Health Insurance Fund for risks associated with the employees' health insurance plan. The Employee Health Insurance Fund is accounted for as an internal service fund where assets are set aside for claim settlements. The county has obtained a stop/loss commercial policy to cover claims beyond certain limits. Annually, the county retains the risk of loss to the first \$125,000 per covered person. Settled claims have not exceeded this commercial insurance coverage in any of the past three fiscal years. An estimated liability for outstanding medical claims of \$350,280 has been recorded in the financial statements of the Employee Health Insurance Fund.

All full-time employees of the primary government are eligible to participate along with eligible pre-65 retirees as discussed in Note V.G., Other Postemployment Benefits. A premium charge is allocated to each fund that accounts for full-time employees or that pays premiums for retirees. This charge is based on actuarial estimates for the amounts needed to pay prior- and current-year claims and to establish a reserve for catastrophic losses. That reserve was \$1,244,814 at June 30, 2023. Liabilities of the fund are reported when it is probable that a loss has occurred, and the amount of the loss can be reasonably estimated. The Employee Health Insurance Fund establishes claims liabilities based on estimates of the ultimate cost of claims that have been incurred but not reported. Claims liabilities include specific, incremental claim adjustment expenditures/expenses, if any. In addition, estimated recoveries, if any, on settled claims have been deducted from the liability for unpaid claims. The process used to compute claims liabilities does not necessarily result in an exact amount. Changes in the balance of claims liabilities during the past two fiscal years are as follows:

Employee Insurance - Health Fund

	Beginning of Fiscal Year Liability	Current-year Claims and Estimates	Payments	Balance Fiscal Year-end
2021-22	\$ 315,788	\$ 3,190,567	\$ 3,369,045	\$ 137,310
2022-23	137,310	4,049,431	3,836,461	350,280

Current-year claims and estimates are presented net of credits for contracted prescription drug rebates (\$461,718) and receipts for stop loss recoveries (\$331,322) for the 2022-23 year.

The discretely presented Anderson County School Department participates in the Local Education Group Insurance Fund (LEGIF), a public entity risk pool established to provide a program of health insurance coverage for employees of local education agencies. In accordance with Section 8-27-301, *Tennessee Code Annotated (TCA)*, all local education agencies are eligible to participate. The LEGIF is included in the Annual Comprehensive Financial Report of the State of Tennessee, but the state does not retain any risk for losses by this fund. Section 8-27-303, *TCA*, provides for the LEGIF to be self-sustaining through member premiums.

Anderson County and the discretely presented Anderson County School Department are exposed to various risks related to general liability, property, casualty, and workers' compensation losses. The county and the school department decided it was more economically feasible to join a public entity risk pool as opposed to purchasing commercial insurance for general liability, property, casualty, and workers' compensation coverage. The county and the school department joined the Tennessee Risk Management Trust (TN-RMT), which is a public entity risk pool created under the auspices of the Tennessee Governmental Tort Liability Act to provide governmental insurance coverage. The county and the school department pay annual premiums to the TN-RMT for their general liability, property, casualty, and workers' compensation insurance coverage. The creation of TN-RMT provides for it to be self-sustaining through member premiums.

**B. Accounting Changes**

GASB Statement No. 91, *Conduit Debt Obligations*, became effective for fiscal year ending June 30, 2023. This statement clarifies what is considered conduit debt and the requirements of when to disclose liabilities and commitments concerning conduit debt.

GASB Statement No. 94, *Public-Private and Public-Public Partnerships and Availability Payment Arrangements*, became effective for fiscal year ending June 30, 2023. This statement will improve financial reporting by establishing

the definitions of PPPs and APAs and providing uniform guidance on accounting and financial reporting for transactions that meet those definitions. The required disclosures will allow users to understand the scale and important aspects of a government's PPPs and evaluate a government's future obligations and assets resulting from PPPs.

GASB Statement No. 96, *Subscription-Based Information Technology Arrangements (SBITA)*, became effective for fiscal year ending June 30, 2023. This standard establishes a definition for SBITAs and provides uniform guidance for accounting and financial reporting for transactions that meet that definition. This statement also establishes criteria for the recognition of implementation costs and requires a government to report a subscription asset and subscription liability for a SBITA and to disclose essential information about the arrangement.

GASB Statement No. 99, *Omnibus 2022*, became effective during the fiscal year. This statement enhances comparability in accounting and financial reporting and improves the consistency of authoritative literature by addressing practice issues that have been identified during implementation and application of certain GASB Statements. This statement addresses a variety of topics including Financial Guarantees; Derivative Instruments; Leases, PPPs, and SBITAs; LIBOR rate replacement; and other technical updates and corrections.

### **C. Contingent Liabilities**

The county has received various federal and state grants and other assistance for specific purposes that are subject to review and audit by grantor agencies. Such audits could result in reimbursements to the grantor agencies for expenditures disallowed under the terms of the grants. County management is not aware of any potential disallowances and believes that reimbursements, if any, would not be material.

The county is also involved in several other pending lawsuits. The county law director estimates that the potential claims not covered by insurance resulting from such litigation would not materially affect the county's financial statements.

### **D. Joint Ventures**

The Seventh Judicial District Drug Task Force (DTF) is a joint venture formed by an interlocal agreement between the district attorney general of the Seventh Judicial District, Anderson County, and various cities within Anderson County. The purpose of the DTF is to provide multi-jurisdictional law enforcement to promote the investigation and prosecution of drug-related activities. Funds for the operations of the DTF come primarily from federal grants, drug fines, and the forfeiture of drug-related assets to the DTF. The DTF is overseen by the district attorney general, the sheriff, and police chiefs

of participating law enforcement agencies. Anderson County did not contribute to the operation of the DTF for the year ended June 30, 2023.

The Anderson County Economic Development Association (ACEDA) is a joint venture formed by an interlocal agreement between Anderson County and the cities and towns within Anderson County. The East Tennessee Economic Development association and the Clinton Utilities Board are also members of the association. Membership on the Board of Directors is allocated based on the entities' relative level of funding for the prior fiscal year budget pro-rated among a total of 25 members, with no participating organization having more than one-third of the 25 members. In addition, the county mayor and the mayor or city manager of each municipality in Anderson County are members of the Board of Directors. Each participating organization appoints its own members on the Board of Directors. Anderson County has control over budgeting and financing the joint venture only to the extent of its representation by its board members. Anderson County contributed \$124,500 to the operations of ACEDA during the fiscal year ended June 30, 2023.

Anderson County does not have an equity interest in either of the above-noted joint ventures. Complete financial statements for the DTF and ACEDA can be obtained at their administrative offices at the following addresses:

Seventh Judicial District Drug Task Force  
101 S. Main Street, Suite 300  
Clinton, TN 37716

Anderson County Economic Development Association  
245 North Main Street, Suite 200  
Clinton, TN 37716

**E. Jointly Governed Organization**

The Northeast Tennessee Railroad Authority is jointly operated by Anderson County in conjunction with Campbell and Scott counties. The authority's board consists of the county mayor of each county and one member selected by the governing body of each county; however, the counties do not have any ongoing financial interest or responsibility for the entity. Anderson County did not contribute to the operations of the Northeast Tennessee Railroad Authority during the year ended June 30, 2023.

**F. Retirement Commitments**

**1. Tennessee Consolidated Retirement System (TCRS)**

**Primary Government**

**General Information About the Pension Plan**

*Plan Description.* Employees of Anderson County and non-certified employees of the discretely presented Anderson County School Department are provided a defined benefit pension plan through the Public Employee Pension Plan, an agent multiple-employer pension plan administered by the TCRS. The primary government employees comprise 61.99 percent, the non-certified employees of the discretely presented school department comprise 38.01 percent of the plan based on contribution data. The TCRS was created by state statute under *Tennessee Code Annotated (TCA)*, Title 8, Chapters 34-37. The TCRS Board of Trustees is responsible for the proper operation and administration of the TCRS. The Tennessee Treasury Department, an agency in the legislative branch of state government, administers the plans of the TCRS. The TCRS issues a publicly available financial report that can be obtained at <https://treasury.tn.gov/Retirement/Boards-and-Governance/Reporting-and-Investment-Policies>.

*Benefits Provided.* TCA, Title 8, Chapters 34-37 establish the benefit terms and can be amended only by the Tennessee General Assembly. The chief legislative body may adopt the benefit terms permitted by statute. Members are eligible to retire with an unreduced benefit at age 60 with five years of service credit or after 30 years of service credit regardless of age. Benefits are determined by a formula using the member's highest five consecutive year average compensation and the member's years of service credit. Reduced benefits for early retirement are available to vested members at age 55. Members vest with five years of service credit. Service-related disability benefits are provided regardless of length of service. Five years of service is required for nonservice-related disability eligibility. The service-related and nonservice-related disability benefits are determined in the same manner as a service retirement benefit but are reduced ten percent and include projected service credits. A variety of death benefits is available under various eligibility criteria.

Member and beneficiary annuitants are entitled to automatic cost of living adjustments (COLAs) after retirement. A COLA is granted each July for annuitants retired prior to the second of July of the previous year. The COLA is based on the change in the consumer price index (CPI) during the prior calendar year, capped at three percent, and applied to the current benefit. No COLA is granted if the change in the CPI is less than one-half percent. A one percent COLA is granted if the

CPI change is between one-half percent and one percent. A member who leaves employment may withdraw their employee contributions plus any accumulated interest.

*Employees Covered by Benefit Terms.* At the measurement date of June 30, 2022, the following employees were covered by the benefit terms:

Inactive Employees or Beneficiaries Currently Receiving Benefits	501
Inactive Employees Entitled to But Not Yet Receiving Benefits	1,262
Active Employees	862
Total	<u><u>2,625</u></u>

*Contributions.* Contributions for employees are established in the statutes governing the TCRS and may only be changed by the Tennessee General Assembly. Employees contribute five percent of salary. Anderson County elected to make employer contributions at a rate higher than the rate set by the Board of Trustees as determined by an actuarial valuation. For the year ended June 30, 2023, the employer contribution for Anderson County was \$1,931,954 based on a rate of six percent of covered payroll. The rate set by the Board of Trustees was 5.94 percent. By law, employer contributions are required to be paid. The TCRS may intercept Anderson County’s state shared taxes if required employer contributions are not remitted. The employer’s actuarially determined contributions (ADC) and member contributions are expected to finance the costs of benefits earned by members during the year, the cost of administration, as well as an amortized portion of any unfunded liability.

**Net Pension Liability (Asset)**

Anderson County’s net pension liability (asset) was measured as of June 30, 2022, and the total pension liability used to calculate net pension liability (asset) was determined by an actuarial valuation as of that date.

*Actuarial Assumptions.* The total pension liability as of the June 30, 2022, actuarial valuation was determined using the following actuarial assumptions, applied to all periods included in the measurement:

Inflation	2.25%
Salary Increases	Graded Salary Ranges from 8.72% to 3.44% Based on Age, Including Inflation, Averaging 4%
Investment Rate of Return	6.75%, Net of Pension Plan Investment Expenses, Including Inflation
Cost of Living Adjustment	2.125%

Mortality rates were based on actual experience including an adjustment for some anticipated improvement.

The actuarial assumptions used in the June 30, 2022, actuarial valuation were based on the results of an actuarial experience study performed for the period July 1, 2016, through June 30, 2020. The demographic assumptions were adjusted to more closely reflect actual and expected future experience.

The long-term expected rate of return on pension plan investments was established by the TCRS Board of Trustees in conjunction with the June 30, 2020, actuarial experience study. A blend of future capital market projections and historic market returns was used in a building-block method in which a best estimate of expected future real rates of return (expected returns, net of pension plan investments expense and inflation) is developed for each major asset class. These best estimates are combined to produce the long-term expected rate of return by weighing the expected future real rates of return by the target asset allocation percentage and by adding expected inflation of 2.25 percent. The best estimates of geometric real rates of return and the TCRS investment policy target asset allocation for each major asset class are summarized in the following table:

Asset Class	Percentage Long-term Expected Real Rate of Return	%	Percentage Target Allocations	%
U.S. Equity Developed Market	4.88	%	31	%
International Equity Emerging Market	5.37		14	
International Equity Private Equity and Strategic Lending	6.09		4	
U.S. Fixed Income	6.57		20	
Real Estate	1.20		20	
Short-term Securities	4.38		10	
	0.00		1	
Total			100	%

The long-term expected rate of return on pension plan investments was established by the TCRS Board of Trustees as 6.75 percent based on a blending of the factors described above.

*Discount Rate.* The discount rate used to measure the total pension liability was 6.75 percent. The projection of cash flows used to determine the discount rate assumes that employee contributions will be made at the current rate and that contributions from Anderson County will be made at the actuarially determined contribution rate pursuant to an actuarial valuation in accordance with the funding policy of the TCRS Board of Trustees and as required to be paid by state statute. Based on those assumptions, the pension plan's fiduciary net position was projected to be available to make projected future benefit payments of current active and inactive members. Therefore, the long-term expected rate of return on pension plan investments was applied to all periods of projected benefit payments to determine the total pension liability.

### Changes in the Net Pension Liability (Asset)

	Increase (Decrease)		
	Total Pension Liability (a)	Plan Fiduciary Net Position (b)	Net Pension Liability (Asset) (a)-(b)
Balance, July 1, 2021	\$ 98,527,191	\$ 112,623,838	\$ (14,096,647)
Changes for the Year:			
Service Cost	\$ 2,898,411	\$ 0	\$ 2,898,411
Interest	6,680,335	0	6,680,335
Differences Between Expected and Actual Experience	1,499,746	0	1,499,746
Contributions-Employer	0	1,215,487	(1,215,487)
Contributions-Employees	0	1,524,423	(1,524,423)
Net Investment Income	0	(4,265,365)	4,265,365
Benefit Payments, Including Refunds of Employee Contributions	(4,915,363)	(4,915,363)	0
Administrative Expense	0	(82,666)	82,666
Net Changes	\$ 6,163,129	\$ (6,523,484)	\$ 12,686,613
Balance, June 30, 2022	\$ 104,690,320	\$ 106,100,354	\$ (1,410,034)

### Allocation of Agent Plan Changes in the Net Pension Liability (Asset)

		Total Pension Liability	Plan Fiduciary Net Position	Net Pension Liability (Asset)
Primary Government	61.99%	\$ 64,897,529	\$ 65,771,609	\$ (874,080)
School Department	38.01%	39,792,791	40,328,745	(535,954)
Total		\$ 104,690,320	\$ 106,100,354	\$ (1,410,034)

*Sensitivity of the Net Pension Liability (Asset) to Changes in the Discount Rate.* The following presents the net pension liability (asset) of Anderson County calculated using the discount rate of 6.75 percent, as well as what the net pension liability (asset) would be if it were calculated using a discount rate that is one percentage point lower (5.75 percent) or one percentage point higher (7.75 percent) than the current rate:

	1% Decrease	Current Discount Rate	1% Increase
Anderson County	5.75%	6.75%	7.75%
Primary Government	\$ 8,251,709	\$ (874,080)	\$ (8,345,958)
School Department	5,059,646	(535,954)	(5,117,436)
Total Net Pension Liability (Asset)	\$ 13,311,355	\$ (1,410,034)	\$ (13,463,394)

**Pension Expense (Negative Pension Expense) and Deferred Outflows of Resources and Deferred Inflows of Resources to Pensions**

*Pension Expense (Negative Pension Expense).* For the year ended June 30, 2023, Anderson County recognized pension expense (negative pension expense) of \$1,667,660.

*Deferred Outflows of Resources and Deferred Inflows of Resources.* For the year ended June 30, 2023, Anderson County reported deferred outflows of resources and deferred inflows of resources related to pensions from the following sources:

	Deferred Outflows of Resources	Deferred Inflows of Resources
Difference Between Expected and Actual Experience	\$ 1,538,512	\$ 106,432
Net Difference Between Projected and Actual Earnings on Pension Plan Investments	162,879	0
Changes in Assumptions	4,779,266	0
Contributions Subsequent to the Measurement Date of June 30, 2022 (1)	1,931,954	N/A
Total	\$ 8,412,611	\$ 106,432

- (1) The amount shown above for “Contributions Subsequent to the Measurement Date of June 30, 2022,” will be recognized as a reduction (increase) to net pension liability (asset) in the subsequent fiscal period.

Allocation of Agent Plan Deferred Outflows of Resources and  
Deferred Inflows of Resources

	Deferred Outflows of Resources	Deferred Inflows of Resources
Primary Government	\$ 5,175,425	\$ 65,977
School Department	<u>3,237,186</u>	<u>40,455</u>
Total	<u>\$ 8,412,611</u>	<u>\$ 106,432</u>

Amounts reported as deferred outflows of resources, with the exception of contributions subsequent to the measurement date, and deferred inflows of resources related to pensions will be recognized in pension expense as follows:

Year Ending June 30	Primary Government	School Department	Total
2024	\$ 895,863	\$ 549,310	\$ 1,445,173
2025	811,063	497,314	1,308,377
2026	596,633	365,834	962,467
2027	1,647,823	1,010,385	2,658,208
2028	0	0	0
Thereafter	0	0	0

In the table shown above, positive amounts will increase pension expense while negative amounts will decrease pension expense.

**Payable to the Pension Plan**

At June 30, 2023, Anderson County reported a payable of \$172,252 for the outstanding amount of contributions due to the pension plan at year end.

**Discretely Presented Anderson County School Department**

**Non-certified Employees**

**General Information About the Pension Plan**

*Plan Description.* As noted above under the primary government, employees of Anderson County and non-certified employees of the discretely presented Anderson County School Department are provided a defined benefit pension plan through the Public Employee Pension

Plan, an agent multiple-employer pension plan administered by the TCRS. The primary government employees comprise 61.99 percent and the non-certified employees of the discretely presented school department comprise 38.01 percent of the plan based on contribution data.

### **Certified Employees**

### **Teacher Retirement Plan**

#### **General Information About the Pension Plan**

*Plan Description.* Teachers of the Anderson County School Department with membership in the TCRS before July 1, 2014, are provided with pensions through the Teacher Legacy Pension Plan, a cost-sharing multiple-employer pension plan administered by the TCRS. The Teacher Legacy Pension Plan is closed to new membership. Teachers with membership in the TCRS after June 30, 2014, are provided with pensions through a legally separate plan referred to as the Teacher Retirement Plan, a cost-sharing multiple-employer pension plan administered by the TCRS. The TCRS was created by state statute under *Tennessee Code Annotated (TCA)*, Title 8, Chapters 34-37. The TCRS Board of Trustees is responsible for the proper operation and administration of all employer pension plans in the TCRS. The Tennessee Treasury Department, an agency in the legislative branch of state government, administers the plans of the TCRS. The TCRS issues a publicly available financial report that can be obtained at <https://treasury.tn.gov/Retirement/Boards-and-Governance/Reporting-and-Investment-Policies>.

*Benefits Provided.* TCA, Title 8, Chapters 34-37 establish the benefit terms and can be amended only by the Tennessee General Assembly. Members are eligible to retire with an unreduced benefit at age 65 with five years of service credit or pursuant to the rule of 90 in which the member's age and service credit total 90. Benefits are determined by a formula using the member's highest five consecutive year average compensation and the member's years of service credit. A reduced early retirement benefit is available to vested members at age 60 or pursuant to the rule of 80. Members are vested with five years of service credit. Service-related disability benefits are provided regardless of length of service. Five years of service is required for nonservice-related disability eligibility. The service-related and nonservice-related disability benefits are determined in the same manner as a service retirement benefit but are reduced ten percent and include projected service credits. A variety of death benefits is available under various eligibility criteria. Member and beneficiary annuitants are entitled to automatic cost of living adjustments (COLAs) after retirement. A COLA is granted each July for annuitants retired prior to the second of July of the previous year. The COLA is based on the change in the consumer

price index (CPI) during the prior calendar year, capped at three percent, and applied to the current benefit. No COLA is granted if the change in the CPI is less than one-half percent. A one percent COLA is granted if the CPI change is between one-half percent and one percent. Members who leave employment may withdraw their employee contributions, plus any accumulated interest. Under the Teacher Retirement Plan, benefit terms and conditions, including COLAs, can be adjusted on a prospective basis. Moreover, there are defined cost controls and unfunded liability controls that provide for the adjustment of benefit terms and conditions on an automatic basis.

*Contributions.* Contributions for teachers are established in the statutes governing the TCRS and may only be changed by the Tennessee General Assembly or by automatic cost controls set out in law. Teachers are required to contribute five percent of their salary to the plan. The Local Education Agencies (LEAs) make employer contributions at the rate set by the Board of Trustees as determined by an actuarial valuation. Per the statutory provisions governing TCRS, the employer contribution rate cannot be less than four percent, except in years when the maximum funded level, approved by the TCRS Board of Trustees, is reached. By law, employer contributions for the Teacher Retirement Plan are required to be paid. The TCRS may intercept the state shared taxes of the sponsoring governmental entity of the LEA if the required employer contributions are not remitted. Employer contributions for the year ended June 30, 2023, to the Teacher Retirement Plan were \$391,405, which is 2.87 percent of covered payroll. In addition, employer contributions of \$143,346 were made to the Pension Stabilization Reserve Trust Fund to fund future pension costs. The employer rate, when combined with member contributions and the stabilization reserve trust funds, is expected to finance the costs of benefits earned by members during the year, the cost of administration, as well as an amortized portion of any unfunded liability.

### **Pension Liabilities (Assets), Pension Expense (Negative Pension Expense), and Deferred Outflows of Resources and Deferred Inflows of Resources Related to Pensions**

*Pension Liabilities (Assets).* At June 30, 2023, the school department reported a liability (asset) of (\$200,106) for its proportionate share of the net pension liability (asset). The net pension liability (asset) was measured as of June 30, 2022, and the total pension liability used to calculate the net pension liability (asset) was determined by an actuarial valuation as of that date. The school department's proportion of the net pension liability (asset) was based on the school department's share of contributions to the pension plan relative to the contributions of all participating LEAs. At the measurement date of June 30, 2022, the school department's proportion was .660579 percent. The proportion as of June 30, 2021, was .623097 percent.

*Pension Expense (Negative Pension Expense).* For the year ended June 30, 2023, the school department recognized pension expense of \$276,757.

*Deferred Outflows of Resources and Deferred Inflows of Resources.* For the year ended June 30, 2023, the school department reported deferred outflows of resources and deferred inflows of resources related to pensions from the following sources:

	Deferred Outflows of Resources	Deferred Inflows of Resources
Difference Between Expected and Actual Experience	\$ 10,942	\$ 121,577
Net Difference Between Projected and Actual Earnings on Pension Plan Investments	63,074	0
Changes in Assumptions	234,414	0
Changes in Proportion of Net Pension Liability (Asset)	0	58,678
LEA's Contributions Subsequent to the Measurement Date of June 30, 2022	391,405	N/A
Total	<u>\$ 699,835</u>	<u>\$ 180,255</u>

The school department's employer contributions of \$391,405, reported as pension related deferred outflows of resources subsequent to the measurement date, will be recognized as a reduction (increase) of net pension liability (asset) in the year ending June 30, 2024. Other amounts reported as deferred outflows of resources and deferred inflows of resources related to pensions will be recognized in pension expense as follows:

Year Ending June 30	Amount
2024	\$ (1,451)
2025	(809)
2026	(11,173)
2027	98,688
2028	5,545
Thereafter	37,375

In the table above, positive amounts will increase pension expense, while negative amounts will decrease pension expense.

*Actuarial Assumptions.* The total pension liability in the June 30, 2022, actuarial valuation was determined using the following actuarial assumptions, applied to all periods included in the measurement:

Inflation	2.25%
Salary Increases	Graded Salary Ranges from 8.72% to 3.44% Based on Age, Including Inflation, Averaging 4%
Investment Rate of Return	6.75%, Net of Pension Plan Investment Expenses, Including Inflation
Cost of Living Adjustment	2.125%

Mortality rates are based on actual experience including an adjustment for some anticipated improvement.

The actuarial assumptions used in the June 30, 2022, actuarial valuation were based on the results of an actuarial experience study performed for the period July 1, 2016, through June 30, 2020. The demographic assumptions were adjusted to more closely reflect actual and expected future experience.

The long-term expected rate of return on pension plan investments was established by the TCRS Board of Trustees in conjunction with the June 30, 2020, actuarial experience study. A blend of future capital market projections and historic market returns was used in a building-block method in which a best estimate of expected future real rates of return (expected returns, net of pension plan investments expense and inflation) is developed for each major asset class. These best estimates are combined to produce the long-term expected rate of return by weighing the expected future real rates of return by the target asset allocation percentage and by adding expected inflation of 2.25 percent. The best estimates of geometric real rates of return and the TCRS investment policy target asset allocation for each major asset class are summarized in the following table:

Asset Class	Percentage Long-term Expected Real Rate of Return	Percentage Target Allocations
U.S. Equity Developed Market	4.88 %	31 %
International Equity Emerging Market	5.37	14
International Equity Private Equity and Strategic Lending	6.09	4
U.S. Fixed Income	6.57	20
Real Estate	1.20	20
Short-term Securities	4.38	10
	0.00	1
Total		100 %

The long-term expected rate of return on pension plan investments was established by the TCRS Board of Trustees as 6.75 percent based on a blending of the factors described above.

*Discount Rate.* The discount rate used to measure the total pension liability was 6.75 percent. The projection of cash flows used to determine the discount rate assumes that employee contributions will be made at the current rate and that contributions from all the LEAs will be made at the actuarially determined contribution rate pursuant to an actuarial valuation in accordance with the funding policy of the TCRS Board of Trustees and as required to be paid by state statute. Based on those assumptions, the pension plan's fiduciary net position was projected to be available to make projected future benefit payments of current active and inactive members. Therefore, the long-term expected rate of return on pension plan investments was applied to all periods of projected benefit payments to determine the total pension liability.

*Sensitivity of the Proportionate Share of Net Pension Liability (Asset) to Changes in the Discount Rate.* The following presents the school department's proportionate share of the net pension liability (asset) calculated using the discount rate of 6.75 percent, as well as what the school department's proportionate share of the net pension liability (asset) would be if it were calculated using a discount rate that is one percentage point lower (5.75 percent) or one percentage point higher (7.75 percent) than the current rate:

School Department's Proportionate Share of the Net Pension Liability (Asset)	1% Decrease 5.75%	Current Discount Rate 6.75%	1% Increase 7.75%
---	-------------------------	--------------------------------------	-------------------------

Net Pension Liability (Asset)    \$ 1,050,441    \$ (200,106)    \$ (1,113,390)

*Pension Plan Fiduciary Net Position.* Detailed information about the pension plan’s fiduciary net position is available in a separately issued TCRS financial report.

**Payable to the Pension Plan**

At June 30, 2023, the Anderson County School Department reported a payable of \$205,049 for the outstanding amount of contributions due to the pension plan at year end.

**Teacher Legacy Pension Plan**

**General Information About the Pension Plan**

*Plan Description.* Teachers of the Anderson County School Department with membership in the TCRS before July 1, 2014, are provided with pensions through the Teacher Legacy Pension Plan, a cost-sharing multiple-employer pension plan administered by the TCRS. The Teacher Legacy Pension Plan closed to new membership on June 30, 2014, but will continue providing benefits to existing members and retirees. Beginning July 1, 2014, the Teacher Retirement Plan became effective for teachers employed by LEAs after June 30, 2014. The Teacher Retirement Plan is a separate cost-sharing, multiple-employer defined benefit plan. The TCRS was created by state statute under *Tennessee Code Annotated (TCA)*, Title 8, Chapters 34-37. The TCRS Board of Trustees is responsible for the proper operation and administration of all employer pension plans in the TCRS. The Tennessee Treasury Department, an agency in the legislative branch of state government, administers the plans of the TCRS. The TCRS issues a publicly available financial report that can be obtained at <https://treasury.tn.gov/Retirement/Boards-and-Governance/Reporting-and-Investment-Policies>.

*Benefits Provided.* TCA, Title 8, Chapters 34-37 establish the benefit terms and can be amended only by the Tennessee General Assembly. Members of the Teacher Legacy Pension Plan are eligible to retire with an unreduced benefit at age 60 with five years of service credit or after 30 years of service credit regardless of age. Benefits are determined by a formula using the member’s highest five consecutive year average compensation and the member’s years of service credit. A reduced early retirement benefit is available to vested members at age 55. Members are vested with five years of service credit. Service-related disability

benefits are provided regardless of length of service. Five years of service is required for nonservice-related disability eligibility. The service-related and nonservice-related disability benefits are determined in the same manner as a service retirement benefit but are reduced ten percent and include projected service credits. A variety of death benefits is available under various eligibility criteria. Member and beneficiary annuitants are entitled to automatic cost of living adjustments (COLAs) after retirement. A COLA is granted each July for annuitants retired prior to the second of July of the previous year. The COLA is based on the change in the consumer price index (CPI) during the prior calendar year, capped at three percent, and applied to the current benefit. No COLA is granted if the change in the CPI is less than one-half percent. A one percent COLA is granted if the CPI change is between one-half and one percent. A member who leaves employment may withdraw their employee contributions, plus any accumulated interest.

*Contributions.* Contributions for teachers are established in the statutes governing the TCRS and may only be changed by the Tennessee General Assembly. Teachers are required to contribute five percent of their salaries. The Local Education Agencies (LEAs) make employer contributions at the rate set by the Board of Trustees as determined by an actuarial valuation. By law, employer contributions for the Teacher Legacy Pension Plan are required to be paid. The TCRS may intercept the state shared taxes of the sponsoring governmental entity of the LEA if the required employer contributions are not remitted. Employer contributions by the Anderson County School Department for the year ended June 30, 2023, to the Teacher Legacy Pension Plan were \$1,966,205, which is 8.69 percent of covered payroll. The employer rate, when combined with member contributions, is expected to finance the costs of benefits earned by members during the year, the cost of administration, as well as an amortized portion of any unfunded liability.

### **Pension Liabilities (Assets), Pension Expense (Negative Pension Expense), and Deferred Outflows of Resources and Deferred Inflows of Resources Related to Pensions**

*Pension Liability (Assets).* At June 30, 2023, the school department reported a liability (asset) of (\$8,498,611) for its proportionate share of the net pension liability (asset). The net pension liability (asset) was measured as of June 30, 2022, and the total pension liability used to calculate the net pension liability (asset) was determined by an actuarial valuation as of that date. The school department's proportion of the net pension liability (asset) was based on the school department's long-term share of contributions to the pension plan relative to the contributions of all participating LEAs. At the measurement date of June 30, 2022, the school department's proportion was .692969 percent. The proportion measured at June 30, 2021, was .701710 percent.

*Pension Expense (Negative Pension Expense).* For the year ended June 30, 2023, the school department recognized pension expense (negative pension expense) of \$137,050.

*Deferred Outflows of Resources and Deferred Inflows of Resources.* For the year ended June 30, 2023, the school department reported deferred outflows of resources and deferred inflows of resources related to pensions from the following sources:

	Deferred Outflows of Resources	Deferred Inflows of Resources
Difference Between Expected and Actual Experience	\$ 1,397,990	\$ 1,436,007
Changes in Assumptions	5,323,971	0
Net Difference Between Projected and Actual Earnings on Pension Plan Investments	145,322	0
Changes in Proportion of Net Pension Liability (Asset)	164,573	0
LEA's Contributions Subsequent to the Measurement Date of June 30, 2022	1,966,205	N/A
Total	<u>\$ 8,998,061</u>	<u>\$ 1,436,007</u>

The school department's employer contributions of \$1,966,205 reported as pension related deferred outflows of resources subsequent to the measurement date, will be recognized as a reduction (increase) of net pension asset in the year ending June 30, 2024. Other amounts reported as deferred outflows of resources and deferred inflows of resources related to pensions will be recognized in pension expense as follows:

Year Ending June 30	Amount
2024	\$ 917,721
2025	1,636,975
2026	(1,444,408)
2027	4,485,561
2028	0
Thereafter	0

*Actuarial Assumptions.* The total pension liability in the June 30, 2022, actuarial valuation was determined using the following actuarial assumptions, applied to all periods included in the measurement:

Inflation	2.25%
Salary Increases	Graded Salary Ranges from 8.72% to 3.44% Based on Age, Including Inflation, Averaging 4%
Investment Rate of Return	6.75%, Net of Pension Plan Investment Expenses, Including Inflation
Cost of Living Adjustment	2.125%

Mortality rates are based on actual experience including an adjustment for some anticipated improvement.

The actuarial assumptions used in the June 30, 2022, actuarial valuation were based on the results of an actuarial experience study performed for the period July 1, 2016, through June 30, 2020. The demographic assumptions were adjusted to more closely reflect actual and expected future experience.

The long-term expected rate of return on pension plan investments was established by the TCRS Board of Trustees in conjunction with the June 30, 2020, actuarial experience study. A blend of future capital market projections and historic market returns was used in a building-block method in which a best estimate of expected future real rates of return (expected returns, net of pension plan investments expense and inflation) is developed for each major asset class. These best estimates are combined to produce the long-term expected rate of return by weighing the expected future real rates of return by the target asset allocation percentage and by adding expected inflation of 2.25 percent. The best estimates of geometric real rates of return and the TCRS investment policy target asset allocation for each major asset class are summarized in the following table:

Asset Class	Percentage Long-term Expected Real Rate of Return	%	Percentage Target Allocations	%
U.S. Equity Developed Market	4.88	%	31	%
International Equity Emerging Market	5.37		14	
International Equity Private Equity and Strategic Lending	6.09		4	
U.S. Fixed Income	6.57		20	
Real Estate	1.20		20	
Short-term Securities	4.38		10	
	0.00		1	
Total			100	%

The long-term expected rate of return on pension plan investments was established by the TCRS Board of Trustees as 6.75 percent based on a blending of the factors described above.

*Discount Rate.* The discount rate used to measure the total pension liability was 6.75 percent. The projection of cash flows used to determine the discount rate assumes that employee contributions will be made at the current rate and that contributions from all the LEAs will be made at the actuarially determined contribution rate pursuant to an actuarial valuation in accordance with the funding policy of the TCRS Board of Trustees and as required to be paid by state statute. Based on those assumptions, the pension plan's fiduciary net position was projected to be available to make projected future benefit payments of current active and inactive members. Therefore, the long-term expected rate of return on pension plan investments was applied to all periods of projected benefit payments to determine the total pension liability.

*Sensitivity of the Proportionate Share of Net Pension Liability (Asset) to Changes in the Discount Rate.* The following presents the school department's proportionate share of the net pension liability (asset) calculated using the discount rate of 6.75 percent, as well as what the school department's proportionate share of the net pension liability (asset) would be if it were calculated using a discount rate that is one percentage point lower (5.75 percent) or one percentage point higher (7.75 percent) than the current rate:

School Department's Proportionate Share of the Net Pension Liability (Asset)	1% Decrease 5.75%	Current Discount Rate 6.75%	1% Increase 7.75%
---	-------------------------	--------------------------------------	-------------------------

Net Pension Liability (Asset) \$ 16,832,820 \$ (8,498,611) \$ (29,598,011)

*Pension Plan Fiduciary Net Position.* Detailed information about the pension plan’s fiduciary net position is available in a separately issued TCRS financial report.

**Payable to the Pension Plan**

At June 30, 2023, the Anderson County School Department reported a payable of \$607,628 for the outstanding amount of contributions due to the pension plan at year end.

**2. Deferred Compensation**

Teachers hired after July 1, 2014, by the school department are required to participate in a hybrid pension plan consisting of a defined benefit portion, which is detailed in the pensions footnote above and is managed by the Tennessee Consolidated Retirement System, and a defined contribution portion which is placed in the state’s 401(k) plan and is managed by the employee. The defined contribution portion of the plan requires that the school department contribute five percent of each teacher’s salary into their deferred compensation plan. In addition, teachers are required to contribute two percent of their salaries into this deferred compensation plan, unless they opt out of the employee portion. During the year, the school department contributed \$675,041 and teachers contributed \$460,173 to this deferred compensation pension plan.

**G. Other Postemployment Benefits (OPEB)**

**Primary Government**

*Plan Description.* Anderson County participates in a self-insured postemployment benefits plan administered by Blue Cross Blue Shield of Tennessee for medical benefits for retirees and their beneficiaries. For reporting purposes, the plan is considered to be a single employer defined benefit OPEB plan based on criteria in Statement No. 75 of the Governmental Accounting Standards Board (GASB). The plan is funded on a pay-as-you-go basis and there are no assets accumulating in a trust that meets the criteria of paragraph 4 of GASB Statement No. 75.

*Benefits Provided.* The premium requirements of plan members are established and may be amended by the insurance committee. Claims liabilities of the plan are periodically computed using actuarial and statistical techniques to establish premium rates. Retirees with 30-plus years of service with Anderson County are eligible to continue coverage, until they are Medicare eligible, as long as the retiree continues to pay the premiums. For employees who retired prior to January 1, 2019, Anderson County pays \$350 per month premium assistance and a monthly \$25 Health Reimbursement Account (HRA) contribution until attainment of age 65 when the employee becomes eligible for Medicare. For employees with 30-plus years of service retiring after December 31, 2018, the county will establish a Health Reimbursement Account for the retiree with a monthly stipend up to \$800 per month to reimburse out of pocket medical expenses and insurance premiums. This retiree group will no longer be eligible for coverage through the county medical plan.

Employees Covered by Benefit Terms

At the measurement date of June 30, 2023, the following employees were covered by the benefit terms:

Inactive Employees or Beneficiaries Currently	
Receiving Benefits	1
Active Employees	446
	<hr/>
Total	<u>447</u>

**Total OPEB Liability**

The plan’s total OPEB liability of \$402,883 was measured as of June 30, 2023, and was determined by an actuarial valuation as of that date.

*Actuarial Assumptions and Other Inputs.* The total OPEB liability in the actuarial valuation was determined using the following actuarial assumptions and other inputs, applied to all periods included in the measurement, unless otherwise specified:

Actuarial Cost Method	Entry Age Normal
Inflation	2.5%
Salary Scale	2.5%
Discount Rate	4.13%
Retirees share of	
Benefit-related Cost	See discussion under Benefits Provided

Healthcare trend rates are not applicable. Only one retiree remains that can be enrolled in the self-funded medical plan. This individual ages out of coverage in the next year; after that, only the stipend will apply for future

retirees. Stipends paid to eligible retirees are assumed to remain the same in future years.

The discount rate was based on the S&P Municipal Bond 20 Year High Grade Rate Index as of June 30, 2023.

The mortality assumption is based on Pub-2010 headcount-weighted table with Projection MP-2021.

The actuarial assumptions used in the valuation were based on plan data and costs presented by the county with concurrence by the actuary.

*Changes in Assumptions.* The discount rate changed from 4.09 percent as of the beginning of the measurement period to 4.13 percent as of the measurement date. Per-capita claims rates were adjusted based on the decrease in premium equivalent rates since the prior valuation.

Changes in the Total OPEB Liability

	<u>Total OPEB Liability</u>
Balance July 1, 2022	\$ 459,010
Changes for the Year:	
Service Cost	\$ 18,876
Interest	19,604
Difference between Expected and Actual Experience	(94,675)
Changes in Assumption and Other Inputs	(2,757)
Benefit Payments	<u>2,825</u>
Net Changes	<u>\$ (56,127)</u>
Balance June 30, 2023	<u>\$ 402,883</u>

*OPEB Expense and Deferred Outflows of Resources and Deferred Inflows of Resources.* For the year ended June 30, 2023, the primary government recognized OPEB expense of \$25,556. At June 30, 2023, the primary government reported deferred outflows of resources and deferred inflows of resources related to OPEB from the following sources:

	Deferred Outflows of Resources	Deferred Inflows of Resources
Difference Between Expected and Actual Experience	\$ 20,173	\$ 117,282
Changes of Assumption/Inputs	<u>52,272</u>	<u>71,161</u>
Total	<u>\$ 72,445</u>	<u>\$ 188,443</u>

Amounts reported as deferred inflows and deferred outflows of resources related to OPEB will be recognized in OPEB expense as follows:

Year Ending June 30	Primary Government
2024	\$ (12,924)
2025	(12,924)
2026	(12,924)
2027	(12,924)
2028	(12,924)
Thereafter	(51,378)

*Sensitivity of the Total OPEB Liability to Changes in the Discount Rate.* The following presents the total OPEB liability of the primary government calculated using the current discount rate, as well as what the OPEB liability would be if it was calculated using a discount rate that is one percentage point lower or one percentage point higher than the current rate:

<u>Discount Rate</u>	1% Decrease	Current Discount Rate	1% Increase
	3.13%	4.13%	5.13%
Total OPEB Liability	\$ 441,895	\$ 402,883	\$ 367,450

*Sensitivity of the Total OPEB Liability to Changes in the Healthcare Cost Trend Rate.* Healthcare trend rates are not applicable since stipends paid to eligible retirees are assumed to remain the same in future years.

### **Discretely Presented Anderson County School Department**

The discretely presented Anderson County School Department provides OPEB benefits to its retirees through a state administered public entity risk pool. For reporting purposes, the plan is considered a single employer defined benefit OPEB plan based on criteria in Statement No. 75 of the Governmental Accounting Standards Board (GASB). The plan is funded on a pay-as-you-go

basis and there are no assets accumulating in a trust that meets the criteria of paragraph 4 of GASB Statement No. 75.

The Anderson County School Department provides healthcare benefits to its certified retirees under the Local Education Plan (LEP) until they reach Medicare eligibility. The certified retirees of Anderson County School Department may then join the Tennessee Plan – Medicare (TNM), which provides supplemental medical insurance for retirees with Medicare.

The school department’s total OPEB liability was measured as of June 30, 2022, and was determined by an actuarial valuation as of that date.

*Actuarial Assumptions and Other Inputs.* The total OPEB liability in the June 30, 2022, actuarial valuation was determined using the following actuarial assumptions and other inputs, applied to all periods included in the measurement, unless otherwise specified:

Actuarial Cost Method	Entry Age Normal
Inflation	2.25%
Salary Increases	Salary increases used in the July 1, 2021 TCRS actuarial valuation; 3.44% to 8.72%, including inflation
Discount Rate	3.54%
Healthcare Cost Trend Rates	Based on the Getzen Model, with trend starting at 8.37% for pre-65 retirees in the 2023 calendar year, and decreasing annually over a 7 year period to an ultimate trend rate of 4.5%
Retirees Share of Benefit Related Cost	Discussed under Benefits Provided

The discount rate was 3.54 percent, based on the daily rate of the Bond Buyer’s 20-Year Municipal GO AA index closest to but not later than the measurement date.

Mortality rates were based on the results of a statewide experience study undertaken on behalf of the Tennessee Consolidated Retirement System (TCRS). These mortality rates were used in the July 1, 2022, actuarial valuation of the TCRS.

Unless noted otherwise, the actuarial demographic assumptions used in the June 30, 2022, valuations were the same as those employed in the July 1, 2021, Pension Actuarial Valuation of the Tennessee Consolidated Retirement System (TCRS). These assumptions were developed by TCRS based on the results of an actuarial experience study for the period July 1, 2016 - June 30, 2020. The demographic assumptions were adjusted to more closely reflect actual and expected future experience. Mortality tables are used to measure the probabilities of participants dying before and after retirement. The

mortality rates employed in this valuation are taken from the PUB-2010 Headcount-weighted employee mortality table for non-disabled pre-retirement mortality projected generationally with MP-2020 from 2010. Post-retirement rates are headcount-weighted below median healthy annuitant and adjusted with a 19 percent load for males and an 18 percent load for females, projected generationally with MP-2020 from 2010. Mortality rates for impaired lives are the same as those used by TCRS and are taken from a gender distinct table published in the IRS Ruling 96-7 for disabled lives with a 10 percent load, projected generationally from 2018 with MP-2020.

*Changes in Assumptions.* The discount rate changed from 2.16 percent as of the beginning of the measurement period to 3.54 percent as of the measurement date of June 30, 2022. This change in assumption decreased the total OPEB liability. Other changes in assumptions include adjustments to initial per capita costs and health trend rates. The trend rate applicable to the 2022 plan year was revised from 7.36 percent to 8.37 percent.

### **Closed Local Education (LEP) OPEB Plan (Discretely Presented School Department)**

*Plan Description.* Employees of the Anderson County School Department who were hired prior to July 1, 2015, are provided with pre-65 retiree health insurance benefits through the closed Local Education Plan (LEP) administered by the Tennessee Department of Finance and Administration. All eligible pre-65 retired teachers, support staff, and disability participants of local education agencies, who choose coverage, participate in the LEP. This plan is closed to the employees of all participating employers that were hired on or after July 1, 2015.

*Benefits Provided.* The Anderson County School Department offers the LEP to provide health insurance coverage to eligible pre-65 retirees, support staff, and disabled participants. Retirees are required to discontinue coverage under the LEP upon obtaining Medicare eligibility. Insurance coverage is the only postemployment benefit provided to retirees. An insurance committee created in accordance with TCA 8-27-301 establishes and amends the benefit terms of the LEP. All members have the option of choosing between the premier preferred provider organization (PPO), standard PPO, limited PPO, or the wellness health savings consumer-driven health plan (CDHP) for healthcare benefits. Retired plan members of the LEP receive the same plan benefits as active employees at a blended premium rate that considers the cost of all participants. This creates an implicit subsidy for retirees. Participating employers determine their own policy related to direct subsidies provided for retiree premiums. The Anderson County School Department provides \$2,600 per year for eligible retirees for a maximum of five years following retirement or until the retiree is eligible for Medicare. The state, as a governmental non-employer contributing entity, provides a direct subsidy for eligible retirees' premiums based on years of service. Retirees with 30 or more years of service will receive 45 percent; 20 but less than 30 years, 35 percent; and less than 20

years, 25 percent of the scheduled premium. No subsidy is provided for enrollees of the health savings CDHP.

Employees Covered by Benefit Terms

At the measurement date of June 30, 2022, the following employees were covered by the benefit terms:

	<u>School Department</u>
Inactive Employees or Beneficiaries Currently Receiving Benefits	37
Inactive Employees Entitled to But Not Yet Receiving Benefits	1
Active Employees Eligible For Benefits	545
 Total	 <u><u>583</u></u>

A state insurance committee, created in accordance with *TCA 8-27-301*, establishes the required payments to the LEP by member employers and employees through the blended premiums established for active and retired employees. Claims liabilities of the plan are periodically computed using actuarial and statistical techniques to establish premium rates. Administrative costs are allocated to plan participants. Employers contribute towards employee costs based on their own developed policies. During the current reporting period, the school department paid \$303,412 to the LEP for OPEB benefits as they came due.

Changes in the Collective Total OPEB Liability

	<u>Share of Collective Liability</u>		
	Anderson County School Department 67.1544%	State of TN 32.8456%	Total OPEB Liability
Balance July 1, 2021	\$ 6,949,601	\$ 3,165,117	\$ 10,114,718
Changes for the Year:			
Service Cost	\$ 397,381	\$ 194,361	\$ 591,742
Interest	151,909	74,299	226,208
Difference between Expected and Actual Experience	(64,799)	(31,693)	(96,492)
Change in Proportion	(157,122)	157,122	0
Changes in Assumption and Other Inputs	(682,890)	(334,005)	(1,016,895)
Benefit Payments	(315,807)	(154,463)	(470,270)
Net Changes	<u>\$ (671,328)</u>	<u>\$ (94,379)</u>	<u>\$ (765,707)</u>
Balance June 30, 2022	<u>\$ 6,278,273</u>	<u>\$ 3,070,738</u>	<u>\$ 9,349,011</u>

The Anderson County School Department has a special funding situation related to benefits paid by the State of Tennessee for its eligible retired employees participating in the LEP. The Anderson County School Department's proportionate share of the collective total OPEB liability was based on a projection of the employer's long-term share of benefit payments to the OPEB plan relative to the projected share of benefit payments of all participating employers and nonemployer contributing entities, actuarially determined. The school department recognized \$277,440 in revenue for subsidies provided by non-employer contributing entities for benefits paid by the LEP for school department retirees.

During the year, the Anderson County School Department's proportionate share of the collective OPEB liability was 67.1544 percent and the State of Tennessee's share was 32.8456 percent.

*OPEB Expense and Deferred Outflows of Resources and Deferred Inflows of Resources.* For the year ended June 30, 2023, the school department recognized OPEB expense of \$835,502, which includes expenses funded by subsidies provided by the state. At June 30, 2023, the school department reported deferred outflows of resources and deferred inflows of resources related to its proportionate share of OPEB from the following sources:

	Deferred Outflows of Resources	Deferred Inflows of Resources
Difference Between Expected and Actual Experience	\$ 325,223	\$ 598,028
Changes of Assumptions	1,321,177	910,224
Changes in Proportion and Differences Between Amounts Paid as Benefits Came Due and Proportionate Share Amounts Paid by the Employer and Nonemployer Contributors As Benefits Came Due	177,360	200,453
Benefits Paid After the Measurement Date of June 30, 2022	<u>303,412</u>	<u>0</u>
Total	<u>\$ 2,127,172</u>	<u>\$ 1,708,705</u>

The amount shown above for “Benefits Paid After the Measurement Date” will be recognized as a reduction to OPEB liability in the following fiscal period.

Amounts reported as deferred inflows and deferred outflows of resources (excluding benefits paid after the measurement date) related to OPEB will be recognized in OPEB expense as follows:

Year Ending June 30	School Department
2024	\$ 8,772
2025	8,772
2026	8,772
2027	8,772
2028	17,017
Thereafter	62,950

In the table shown above, positive amounts will increase OPEB expense while negative amounts will decrease OPEB expense.

*Sensitivity of Proportionate Share of the Collective Total OPEB Liability to Changes in the Discount Rate.* The following presents the school department’s proportionate share of the collective total OPEB liability related to the LEP, as well as what the proportionate share of the collective total OPEB liability would be if it were calculated using a discount rate that is one percentage point lower or one percentage point higher than the current discount rate.

<u>Discount Rate</u>	1% Decrease	Current Discount Rate	1% Increase
	2.54%	3.54%	4.54%

Proportionate Share of the Collective Total OPEB Liability	\$ 6,776,653	\$ 6,278,273	\$ 5,807,840
--	--------------	--------------	--------------

*Sensitivity of Proportionate Share of the Collective Total OPEB Liability to Changes in the Healthcare Cost Trend Rate.* The following presents the school department's proportionate share of the collective total OPEB liability related to the LEP, as well as what the proportionate share of the collective total OPEB liability would be if it were calculated using a healthcare cost trend rate that is one percentage point lower or one percentage point higher than the current healthcare cost trend rate.

<u>Healthcare Cost Trend Rate</u>	1% Decrease	Current Rates	1% Increase
	7.37 to 3.5%	8.37 to 4.5%	9.37 to 5.5%

Proportionate Share of the Collective Total OPEB Liability	\$ 5,574,573	\$ 6,278,273	\$ 7,107,875
--	--------------	--------------	--------------

#### **H. Termination Benefits**

The Anderson County School Department adopted a policy to pay employees for each sick day that they have accumulated at the time of their retirement. The benefit ranges from \$40 to \$85 based on years of service and date of notice of intent to retire. Since payments will be made at the actual time of their retirement, the amount of future payments was not measurable at June 30, 2023. Payments totaling \$174,252 were paid to individuals who retired during the year ended June 30, 2023.

The Anderson County School Department also has a retirement incentive bonus payment plan in accordance with contract provisions. This plan is available to all certified teachers who retire from the school department with at least ten years of service in Anderson County and are between the ages of 55 and 60. Under the terms of the plan, employees with 30 or more years of service shall receive \$100 for each school year of service with the school department. Employees with 20 to 29 years of service shall receive \$50 for each school year of service in the school department. Since payments will be made at the actual time of their retirement, the amount of future payments was not measurable at June 30, 2023. Payments totaling \$40,400 were paid to individuals who retired during the year ended June 30, 2023.

**I. Office of Central Accounting, Budgeting, and Purchasing**

Anderson County operates under provisions of the County Financial Management System of 1981. This act provides for a central system of accounting, budgeting, and purchasing for all county departments. The act also provides for the creation of a finance department operated under the direction of the finance director.

**J. Purchasing Laws**

The County Financial Management System of 1981 provides for the finance director or a deputy appointed by the finance director to serve as the county purchasing agent. The finance director serves as the purchasing agent for Anderson County. All purchase orders are issued by the finance department. The Financial Management Committee established a policy that purchases exceeding \$50,000 for the County Mayor's Office and the Anderson County School Department are to be made on a competitive bid basis. Purchasing procedures for the highway department are also governed by provisions of the Uniform Road Law, Section 54-7-113, *Tennessee Code Annotated*. Competitive bids are also required on highway purchases exceeding \$50,000.

**K. Subsequent Events**

On September 18, 2023, the Anderson County Commission approved a loan resolution not to exceed \$5,900,000 with the US Department of Agriculture, Rural Development for the purpose of construction of an animal shelter.

On October 9, 2023, the Financial Management Committee voted to amend its minimum fund balance policy, increasing the minimum unassigned fund balance requirement for the General Fund to \$6,000,000.

On October 16, 2023, the Anderson County Commission approved to increase the capital asset threshold to \$20,000.

**VI. OTHER NOTES – DISCRETELY PRESENTED ANDERSON COUNTY EMERGENCY COMMUNICATIONS DISTRICT**

**A. Description of Organization**

The Emergency Communications District of Anderson County, Tennessee, (the district) was created by a county-wide referendum on November 6, 1990. The Anderson County Board of Commissioners appointed the district's initial Board of Directors pursuant to *Tennessee Code Annotated*, Section 7-86-101. The district is responsible for the installation and maintenance of the emergency communications network of Anderson County, Tennessee, (Enhanced 911 Service).

The district is considered a component unit of Anderson County, Tennessee, because the Anderson County Board of Commissioners appoints a majority of

the district's Board of Directors and must approve any debt issued by the district.

**B. Summary of Significant Accounting Policies**

1. Basis of Accounting

The district's financial statements are reported using the economic resources measurement focus and accrual basis of accounting. Accordingly, all assets and liabilities (whether current or noncurrent) are included on the statements of net position. The statement of revenues, expenses, and changes in net position present increases (revenue) and decreases (expenses) in total net position. Under the accrual basis of accounting, revenue is recognized in the period in which it is earned while expenses are recognized in the period in which the liability is incurred.

Operating revenue is revenue that is generated from the primary operations of the district. All other revenue is reported as nonoperating revenue. Operating expenses are those expenses that are essential to the primary operations of the district. All other expenses are reported as nonoperating expenses.

GASB Statement No. 34, *Basic Financial Statements and Management's Discussion and Analysis for State and Local Governments* establishes standards for external financial reporting for state and local governments and requires that resources be classified for accounting and reporting purposes into the following three net position groups:

Investment in capital assets: This category includes capital assets, net of accumulated depreciation. Investment in capital assets at June 30, 2023, has been calculated as follows:

Capital Assets	\$ 1,891,378
Less: Accumulated Depreciation	<u>(1,266,408)</u>
Capital Assets, Net	<u><u>\$ 624,970</u></u>

Restricted: This category includes net position whose use is subject to externally imposed stipulations that can be fulfilled by actions of the district pursuant to those stipulations or that expire by the passage of time. The district had restricted net position for pension of \$65,081 as of June 30, 2023.

Unrestricted: This category includes net position that is not subject to externally imposed stipulations and does not meet the definition of restricted or net investment in capital assets. Unrestricted net position may be designated for specific purposes by action of management or the

Board of Directors or may otherwise be limited by contractual agreements with outside parties.

2. Operating Revenue

On April 25, 2014, the Tennessee General Assembly passed the 911 Funding Modernization and IP Transition Act of 2014 (“the Act”). The Act, which was effective January 1, 2015, updates the existing model for funding emergency communications districts by establishing a single, uniform 911 surcharge rate of \$1.16 per retail sale. Effective January 1, 2021, the statewide 911 surcharge rate increased from \$1.16 to \$1.50. Each emergency communication district is allocated a base funding amount which is split into six, equal, bi-monthly payments per fiscal year. The methodology for this funding is based on “total recurring annual revenue the district received from distributions from the board and from direct remittance of 911 surcharges,” as stipulated in the new 911 Modernization Act. This base funding is recorded in the statement of revenue, expenses and change in net position as *TCA* Section 7-86-303 receipts.

Each emergency communication district also receives a proportionate share of seventy-five percent of the excess surcharge revenue collected by the Tennessee Emergency Communications Board. This revenue is recorded on the statement of revenue, expenses and change in net position as *TCA* Section 7-86-130 receipts.

3. Accounts Receivable

Accounts receivable, which are deemed uncollectible based upon a periodic review of the accounts, are charged to revenue. At June 30, 2023, no allowance for uncollectible accounts was considered necessary.

4. Capital Assets

Capital assets, which include property and equipment, are recorded at cost. Capital assets are defined by the district as assets with an initial, individual cost of \$500 or more. Depreciation is computed using the straight-line method over the estimated useful lives, which range from five to 25 years.

5. Operating Budget

The district is required by state law to adopt an annual operating budget. The Board of Directors approves the original budget and any amendments and maintains the legal level of control at the line-item level. The budget is prepared on the accrual basis of accounting. All appropriations lapse at the end of the year.

6. Compensated Absences

The district's full-time employees are granted vacation leave in varying amounts. In the event of termination, the employee is paid for any unused vacation leave.

7. Use of Restricted/Unrestricted Net Position

When an expense is incurred for purposes for which both restricted and unrestricted net position is available, the district's policy is to apply restricted net position first.

8. Pension

For purposes of measuring the net pension liability, deferred outflows of resources and deferred inflows of resources related to pension, and pension expense, information about the fiduciary net position of the district's participation in the Public Employee Retirement Plan of the Tennessee Consolidated Retirement System (TCRS), and additions to/deductions from the district's fiduciary net position have been determined on the same basis as they are reported by the TCRS for the Public Employee Retirement Plan. For this purpose, benefits (including refunds of employee contributions) are recognized when due and payable in accordance with the benefit terms of the Public Employee Retirement Plan of TCRS. Investments are reported at fair value.

**C. Cash**

Cash represents money on deposit in various banks. The district considers all highly liquid investments with an original maturity date of three months or less when purchased to be cash equivalents.

State of Tennessee law authorizes the district to invest in obligations of the United States or its agencies, non-convertible debt securities of certain federal agencies, other obligations guaranteed as to principal and interest by the United States or any of its agencies, secured certificates of deposit and other evidence of deposit in state and federal banks and savings and loan associations, and the State of Tennessee Local Government Investment Pool (LGIP). The LGIP contains investments in certificates of deposit, U.S. Treasury securities and repurchase agreements, backed by the U.S. Treasury securities. The Treasurer of the State of Tennessee administers the investment pool.

All deposits with financial institutions in excess of Federal Deposit Insurance Corporation (FDIC) limits are required to be secured by one of two methods. Excess funds can be deposited with a financial institution that participates in the State of Tennessee Bank Collateral Pool. For deposits with financial institutions that do not participate in the State of Tennessee Bank Collateral

Pool, state statutes require that all deposits be collateralized with collateral whose market value is equal to 105 percent of the uninsured amount of the deposits.

All of the district's cash and cash equivalent balances at June 30, 2023, were either insured through the Federal Deposit Insurance Corporation or through the State of Tennessee Bank Collateral Pool.

**D. Risk Management**

The district is exposed to various risks of loss related to torts; theft of, damage to, and destruction of assets; errors and omissions; injuries to employees; and natural disasters. The district carries commercial insurance for all risks of loss, including general liability and workers' compensation coverage. Settled claims resulting from these risks have not exceeded commercial insurance coverage in any of the past three fiscal years.

**E. Capital Assets**

Capital assets activity for the year ended June 30, 2023, was as follows:

	*Balance 7-1-22	Additions	Retirements	Balance 6-30-23
Capital Assets Not Depreciated:				
Construction in Progress	\$ 367,982	\$ 0	\$ (367,982)	\$ 0
Capital Assets Depreciated:				
Communications Equipment	\$ 1,412,971	\$ 393,790	\$ (329,673)	\$ 1,477,088
Furniture and Fixtures	81,664	0	0	81,664
Vehicle	82,025	0	0	82,025
Leasehold Improvements	93,582	0	0	93,582
Other Capital Assets	147,028	9,990	0	157,018
	\$ 1,817,270	\$ 403,780	\$ (329,673)	\$ 1,891,377
Accumulated Depreciation	(1,439,257)	(156,823)	329,673	(1,266,407)
Capital Assets				
Depreciated, Net	\$ 745,995	\$ 246,957	\$ (367,982)	\$ 624,970

\*Capital assets at July 1, 2022, have been restated to remove capital asset balances which were erroneously recorded and to record accumulated depreciation which was not previously recorded.

**F. Pension Plan**

Employees of the district are provided a defined benefit pension plan through the Public Employee Retirement Plan, an agent multiple-employer pension plan administered by the TCRS. The TCRS was created by state statute under *Tennessee Code Annotated (TCA)*, Title 8, Chapters 34-37. The TCRS Board of Trustees is responsible for the proper operations and administration of the TCRS. The Tennessee Treasury Department, an agency in the legislative branch of state government, administers the plans of the TCRS. The TCRS issues a publicly available financial report that can be obtained at <https://treasury.tn.gov/Retirement/Boards-and-Governance/Reporting-and-Investment-Policies>.

*Tennessee Code Annotated*, Title 8, Chapters 34-37 establish the benefit terms and can be amended only by the Tennessee General Assembly. The chief legislative body may adopt the benefit terms permitted by the state. Members are eligible to retire with an unreduced benefit at age 60 with five years of service credit or after 30 years of service credit regardless of age. Benefits are determined by a formula using the member’s highest five consecutive year average compensation and the member’s years of service credit. Reduced benefits for early retirement are available at age 55 and vested. Members vest with five years of service credit. Service-related disability benefits are provided regardless of length of service. Five years of service is required for nonservice-related disability eligibility. The service-related and nonservice-related disability benefits are determined in the same manner as a service retirement benefit but are reduced ten percent and include projected service credits. A variety of death benefits are available under various eligibility criteria.

Member and beneficiary annuitants are entitled to automatic cost of living adjustments (COLAs) after retirement. A COLA is granted each July for annuitants retired prior to the 2nd of July of the previous year. The COLA is based on the change in the consumer price index (CPI) during the prior calendar year, capped at three percent, and applied to the current benefit. No COLA is granted if the change in the CPI is less than one-half percent. A one percent COLA is granted if the CPI change is between one-half percent and one percent. A member who leaves employment may withdraw their employee contributions, plus any accumulated interest.

**Employees Covered by Benefit Terms**

At the measurement date of June 30, 2022, the following employees were covered by the benefit terms:

Inactive employees or beneficiaries currently receiving benefits	0
Inactive employees entitled to but not yet receiving benefits	1
Active employees	2
	<hr/>
	3
	<hr/>

### Contributions

Contributions for employees are established in the statutes governing the TCRS and may only be changed by the Tennessee General Assembly. Employees contribute five percent of salary. The district makes employer contributions at the rate set by the TCRS Board of Trustees as determined by an actuarial valuation. For the year ended June 30, 2023, the actuarially determined contribution (ADC) for the district was \$12,019 based on a rate of 8.53 percent of covered payroll. By law, employer contributions are required to be paid. The TCRS may intercept the district's base amount distributions if required contributions are not remitted. The employer's ADC and member contributions are expected to finance the costs of benefits earned by members during the year, the cost of administration, as well as an amortized portion of any unfunded liability.

### Net Pension Liability (Asset)

The district's net pension liability (asset) was measured as of June 30, 2022, and the total pension liability used to calculate net pension liability (asset) was determined by an actuarial valuation as of that date.

### Actuarial Assumptions

The total pension liability as of June 30, 2022, actuarial valuation was determined using the following actuarial assumptions, applied to all periods included in the measurement:

Inflation	2.25%
Salary Increases	Graded Salary Ranges from 8.72% to 3.44% Based on Age, Including Inflation, Averaging 4%
Investment Rate of Return	6.75%, Net of Pension Plan Investment Expenses, Including Inflation
Cost of Living Adjustment	2.125%

Mortality rates were based on actual experience including an adjustment for some anticipated improvement.

The actuarial assumptions used in the June 30, 2022, actuarial valuation were based on the results of an actuarial experience study performed for the period July 1, 2016, through June 30, 2020. The demographic assumptions were adjusted to more closely reflect actual and expected future experience.

The long-term expected rate of return on pension plan investments was established by the TCRS Board of Trustees in conjunction with the June 30, 2020, actuarial experience study. A blend of future capital market projections

and historical market returns was used in a building-block method in which a best estimate of expected future real rates of return (expected returns, net of pension plan investment expense and inflation) is developed for each major asset class. These best estimates are combined to produce the long-term expected rate of return by weighting the expected future real rates of return by the target asset allocation percentage and by adding expected inflation of 2.25 percent. The best estimates of geometric real rates of return and the TCRS investment policy target asset allocation for each major asset class are summarized in the following table:

Asset Class	Percentage Long-term Expected Real Rate of Return	Percentage Target Allocations
U.S. Equity Developed Market	4.88 %	31 %
International Equity Emerging Market	5.37	14
International Equity Private Equity and Strategic Lending	6.09	4
U.S. Fixed Income	6.57	20
Real Estate	1.20	20
Short-term Securities	4.38	10
	0.00	1
Total		100 %

The long-term expected rate of return on pension plan investments was established by the TCRS Board of Trustees as 6.75 percent based on a blending of the three factors described above.

#### Discount Rate

The discount rate used to measure the total pension liability was 6.75 percent. The projection of cash flows used to determine the discount rate assumed that employee contributions will be made at the current rate and that contributions from the district will be made at the actuarially determined contribution rate pursuant to an actuarial valuation in accordance with the funding policy of the TCRS Board of Trustees and as required to be paid by state statute. Based on those assumptions, the pension plan's fiduciary net position was projected to be available to make projected future benefit payments of current active and inactive members. Therefore, the long-term expected rate of return on pension plan investments was applied to all periods of projected benefit payments to determine the total pension liability.

Changes in Net Pension Liability (Asset)

	Increase (Decrease)		
	Total	Plan	Net Pension
	Pension	Fiduciary	Liability
	Liability	Net Position	(Asset)
	(a)	(b)	(a)-(b)
Changes for the year ended June 30, 2022:			
Service Cost	\$ 10,948	\$ 0	\$ 10,948
Interest	10,334	0	10,334
Differences between expected and actual experience	38,131	0	38,131
Contributions-Employer	0	10,477	(10,477)
Contributions-Employees	0	6,141	(6,141)
Net Investment Income	0	(10,280)	10,280
Administrative Expense	0	(197)	197
Net Changes for the year ended June 30, 2021	\$ 59,413	\$ 6,141	\$ 53,272
Balance July 1, 2021	142,146	260,499	(118,353)
Balance, June 30, 2022	\$ 201,559	\$ 266,640	\$ (65,081)

Sensitivity of the Net Pension Liability (Asset) to Changes in the Discount Rate

The following presents the net pension liability (asset) of the district calculated using the discount rate of 6.75 percent, as well as what the net pension liability (asset) would be if it were calculated using a discount rate that is one percentage-point lower (5.75 percent) or one percentage-point higher (7.75 percent) than the current rate:

	Current		
	1%	Discount	1%
	Decrease	Rate	Increase
	5.75%	6.75%	7.75%
Net Pension Liability (Asset)	\$ (26,586)	\$ (65,081)	\$ (96,495)

Pension Expense

For the year ended June 30, 2023, the district recognized pension expense of \$5,601.

Deferred Outflows of Resources and Deferred Inflows of Resources

For the year ended June 30, 2023, the district reported deferred outflows of resources and deferred inflows of resources related to pensions from the following sources:

	Deferred Outflows of Resources	Deferred Inflows of Resources
Difference Between Expected and Actual Experience	\$ 81,043	\$ 0
Net Difference Between Projected and Actual Earnings on Pension Plan Investments	1,789	0
Changes in Assumptions	13,193	0
Contributions Subsequent to the Measurement Date of June 30, 2022	12,019	N/A
<b>Total</b>	<b>\$ 108,044</b>	<b>\$ 0</b>

The amount shown above for “Contributions Subsequent to the Measurement Date of June 30, 2022,” will be recognized as a reduction (increase) to net pension liability (asset) in the following fiscal period.

Amounts reported as deferred outflows of resources and deferred inflows of resources related to pensions will be recognized in pension expense as follows:

Year Ending June 30	Amount
2024	\$ 8,561
2025	8,625
2026	7,785
2027	15,306
2028	9,622
Thereafter	46,134

In the table shown above, positive amounts will increase pension expense while negative amounts will decrease pension expense.

**G. Leases**

The district occupies facilities provided by Anderson County, Tennessee on a month-by-month basis without charge.

**H. Restatement**

Net position at June 30, 2022, has been restated to remove capital asset balances which were erroneously recorded and to record depreciation which was not previously recorded:

Balance at June 30, 2022, as originally reported	\$	2,313,191
Record Depreciation		(161,100)
Remove capital assets net of accumulated depreciation		108,461
	\$	<u>(52,639)</u>
Balance at June 30, 2022, as restated	\$	<u><u>2,260,552</u></u>

The change in net position for the year ended June 30, 2022, would not have changed as a result of this restatement due to the useful lives of the capital assets ending prior to June 30, 2021.

**REQUIRED SUPPLEMENTARY  
INFORMATION**

Exhibit F-1

Anderson County, Tennessee  
Schedule of Changes in Net Pension Liability (Asset) and Related Ratios Based on  
Participation in the Public Employee Pension Plan of TCRS  
Primary Government  
For the Fiscal Year Ended June 30

	2014	2015	2016	2017	2018	2019	2020	2021	2022
<b>Total Pension Liability</b>									
Service Cost	\$ 1,965,886	\$ 1,881,362	\$ 1,942,096	\$ 2,160,412	\$ 2,198,130	\$ 2,317,628	\$ 2,378,528	\$ 2,360,321	\$ 2,898,411
Interest	4,591,169	4,800,731	4,931,912	5,228,786	5,416,952	5,630,647	5,983,010	6,255,584	6,680,335
Differences Between Actual and Expected Experience	(736,310)	(1,866,757)	177,297	(818,071)	(1,142,753)	844,456	(266,080)	283,037	1,499,746
Changes in Assumptions	0	0	0	1,785,979	0	0	0	7,965,442	0
Benefit Payments, Including Refunds of Employee Contributions	(2,877,320)	(3,006,821)	(3,247,155)	(3,375,434)	(3,415,355)	(3,873,259)	(4,113,646)	(4,521,581)	(4,915,363)
Net Change in Total Pension Liability	\$ 2,943,425	\$ 1,808,515	\$ 3,804,150	\$ 4,981,672	\$ 3,056,974	\$ 4,919,472	\$ 3,981,812	\$ 12,342,803	\$ 6,163,129
Total Pension Liability, Beginning	60,688,368	63,631,793	65,440,308	69,244,458	74,226,130	77,283,104	82,202,576	86,184,388	98,527,191
Total Pension Liability, Ending (a)	\$ 63,631,793	\$ 65,440,308	\$ 69,244,458	\$ 74,226,130	\$ 77,283,104	\$ 82,202,576	\$ 86,184,388	\$ 98,527,191	\$ 104,690,320
<b>Plan Fiduciary Net Position</b>									
Contributions - Employer	\$ 1,806,650	\$ 1,611,660	\$ 1,718,873	\$ 1,748,927	\$ 1,800,808	\$ 1,879,949	\$ 1,944,879	\$ 1,467,022	\$ 1,215,487
Contributions - Employee	1,112,396	1,121,723	1,171,606	1,199,857	1,238,883	1,294,738	1,332,688	1,464,405	1,524,423
Net Investment Income	9,411,066	2,027,661	1,790,540	7,801,377	6,322,893	6,097,383	4,322,657	23,265,812	(4,265,365)
Benefit Payments, Including Refunds of Employee Contributions	(2,877,320)	(3,006,821)	(3,247,155)	(3,375,434)	(3,415,355)	(3,873,259)	(4,113,646)	(4,521,581)	(4,915,363)
Administrative Expense	(28,682)	(36,172)	(55,760)	(62,693)	(72,486)	(70,315)	(69,078)	(70,678)	(82,666)
Other	0	0	6,006	0	0	0	0	0	0
Net Change in Plan Fiduciary Net Position	\$ 9,424,110	\$ 1,718,051	\$ 1,384,110	\$ 7,312,034	\$ 5,874,743	\$ 5,328,496	\$ 3,417,500	\$ 21,604,980	\$ (6,523,484)
Plan Fiduciary Net Position, Beginning	56,559,814	65,983,924	67,701,975	69,086,085	76,398,119	82,272,862	87,601,358	91,018,858	112,623,838
Plan Fiduciary Net Position, Ending (b)	\$ 65,983,924	\$ 67,701,975	\$ 69,086,085	\$ 76,398,119	\$ 82,272,862	\$ 87,601,358	\$ 91,018,858	\$ 112,623,838	\$ 106,100,354
Net Pension Liability (Asset), Ending (a - b)	\$ (2,352,131)	\$ (2,261,667)	\$ 158,373	\$ (2,171,989)	\$ (4,989,758)	\$ (5,398,782)	\$ (4,834,470)	\$ (14,096,647)	\$ (1,410,034)
Plan Fiduciary Net Position as a Percentage of Total Pension Liability Covered Payroll	103.70%	103.46%	99.77%	102.93%	106.46%	106.57%	105.61%	114.31%	101.35%
Net Pension Liability (Asset) as a Percentage of Covered Payroll	(10.64%)	9.74%	(0.68%)	(9.19%)	(20.31%)	(20.85%)	(18.17%)	(49.97%)	(4.64%)

Note 1: Ten years of data will be presented when available.

Note 2: The agent plan is a single plan reported under one account with the Tennessee Consolidated Retirement System. This plan covers employees of the primary government and non-certified employees of the discretely presented school department.

Exhibit F-2

Anderson County, Tennessee  
Schedule of Contributions Based on Participation in the Public  
Employee Pension Plan of TCRS  
Primary Government  
For the Fiscal Year Ended June 30

	2014	2015	2016	2017	2018	2019	2020	2021	2022	2023
Actuarially Determined Contribution	\$ 1,806,650	\$ 1,611,660	\$ 1,718,873	\$ 1,748,927	\$ 1,800,808	\$ 1,879,949	\$ 1,854,667	\$ 1,176,438	\$ 732,331	\$ 1,912,454
Less: Contributions in Relation to the Actuarially Determined Contribution	(1,806,650)	(1,611,660)	(1,718,873)	(1,748,927)	(1,800,808)	(1,879,949)	(1,944,879)	(1,467,022)	(1,215,487)	(1,931,954)
Contribution Deficiency (Excess)	\$ 0	\$ 0	\$ 0	\$ 0	\$ 0	\$ 0	\$ (90,212)	\$ (290,584)	\$ (483,156)	\$ (19,500)
Covered Payroll	\$ 22,113,264	\$ 21,779,109	\$ 23,228,009	\$ 23,634,144	\$ 24,567,608	\$ 25,894,943	\$ 26,605,997	\$ 28,212,150	\$ 30,387,168	\$ 32,196,188
Contributions as a Percentage of Covered Payroll	8.17%	7.4%	7.4%	7.4%	7.33%	7.26%	7.31%	5.20%	4.00%	6.00%

Note: The agent plan is a single plan reported under one account with the Tennessee Consolidated Retirement System. This plan covers employees of the primary government and non-certified employees of the discretely presented school department.

Exhibit F-3

Anderson County, Tennessee  
Schedule of Contributions Based on Participation in the Teacher  
Retirement Plan of TCRS  
Discretely Presented Anderson County School Department  
For the Fiscal Year Ended June 30

	2015	2016	2017	2018	2019	2020	2021	2022	2023
Contractually Required Contribution	\$ 18,809	\$ 69,605	\$ 143,783	\$ 199,183	\$ 122,658	\$ 154,805	\$ 181,652	\$ 226,743	\$ 391,405
Less: Contributions in Relation to the Contractually Required Contribution	(18,809)	(69,605)	(143,783)	(199,183)	(122,658)	(154,805)	(181,652)	(226,743)	(391,405)
Contribution Deficiency (Excess)	\$ 0	\$ 0	\$ 0	\$ 0	\$ 0	\$ 0	\$ 0	\$ 0	\$ 0
Covered Payroll	\$ 470,216	\$ 1,740,114	\$ 3,594,587	\$ 4,977,911	\$ 6,332,602	\$ 7,520,106	\$ 9,077,266	\$ 11,280,739	\$ 13,637,788
Contributions as a Percentage of Covered Payroll	4.00%	4.00%	4.00%	4.00%	1.94%	2.06%	2.00%	2.01%	2.87%

Note 1: Ten years of data will be presented when available.

Note 2: Beginning in FY 2019, the school department placed the actuarially determined contribution rate of covered payroll into the pension plan and placed the remainder of the four percent contractually required contribution into the Pension Stabilization Reserve Trust (SRT).  
 2019: Pension - 1.94%, SRT - 2.02%  
 2020: Pension - 2.03%, SRT - 1.97%  
 2021: Pension - 2.02%, SRT - 1.98%  
 2022: Pension - 2.01%, SRT - 1.99%  
 2023: Pension - 2.87%, SRT - 1.13%

Exhibit F-4

Anderson County, Tennessee  
Schedule of Contributions Based on Participation in the Teacher  
Legacy Pension Plan of TCRS  
Discretely Presented Anderson County School Department  
For the Fiscal Year Ended June 30

	2014	2015	2016	2017	2018	2019	2020	2021	2022	2023
Contractually Required Contribution	\$ 2,641,046	\$ 2,595,924	\$ 2,514,075	\$ 2,381,472	\$ 2,354,613	\$ 2,595,699	\$ 2,518,230	\$ 2,365,316	\$ 2,348,934	\$ 1,966,205
Less: Contributions in Relation to the Contractually Required Contribution	(2,641,046)	(2,595,924)	(2,514,075)	(2,381,472)	(2,354,613)	(2,595,699)	(2,518,230)	(2,365,316)	(2,348,934)	(1,966,205)
Contribution Deficiency (Excess)	\$ 0	\$ 0	\$ 0	\$ 0	\$ 0	\$ 0	\$ 0	\$ 0	\$ 0	\$ 0
Covered Payroll	\$ 29,741,510	\$ 28,715,973	\$ 27,810,568	\$ 26,343,699	\$ 25,933,509	\$ 24,619,082	\$ 23,787,793	\$ 23,016,871	\$ 22,788,800	\$ 22,626,065
Contributions as a Percentage of Covered Payroll	8.88%	9.04%	9.04%	9.04%	9.08%	10.54%	10.59%	10.28%	10.31%	8.69%

Exhibit F-5

Anderson County, Tennessee  
Schedule of Proportionate Share of the Net Pension Liability (Asset)  
in the Teacher Retirement Plan of TCRS  
Discretely Presented Anderson County School Department  
For the Fiscal Year Ended June 30

	2015	2016	2017	2018	2019	2020	2021	2022
School Department's Proportion of the Net Pension Liability (Asset)	0.226313%	0.395477%	0.547672%	0.569825%	0.597482%	0.604304%	0.623097%	0.660579%
School Department's Proportionate Share of the Net Pension Liability (Asset)	\$ (9,104)	\$ (41,170)	\$ (144,495)	\$ (258,432)	\$ (337,271)	\$ (343,633)	\$ (674,946)	\$ (200,106)
Covered Payroll	\$ 470,216	\$ 1,740,114	\$ 3,594,587	\$ 4,977,911	\$ 6,322,602	\$ 7,520,106	\$ 9,077,266	\$ 11,280,739
School Department's Proportionate Share of the Net Pension Liability (Asset) as a Percentage of its Covered Payroll	(1.94%)	(2.37%)	(4.02%)	(5.19%)	(5.33%)	(4.57%)	(7.44%)	(1.77%)
Plan Fiduciary Net Position as a Percentage of the Total Pension Liability (Asset)	127.46%	121.88%	126.81%	126.97%	123.07%	116.52%	121.53%	104.55%

Note: Ten years of data will be presented when available.

Exhibit F-6

Anderson County, Tennessee  
Schedule of Proportionate Share of the Net Pension Liability (Asset)  
in the Teacher Legacy Pension Plan of TCRS  
Discretely Presented Anderson County School Department  
For the Fiscal Year Ended June 30

	2014	2015	2016	2017	2018	2019	2020	2021	2022
School Department's Proportion of the Net Pension Liability (Asset)	0.757747%	0.767088%	0.770419%	0.745236%	0.740556%	0.740066%	0.711779%	0.701710%	0.692969%
School Department's Proportionate Share of the Net Pension Liability (Asset)	\$ (123,130)	\$ 314,226	\$ 4,814,691	\$ (243,830)	\$ (2,605,954)	\$ (7,609,211)	\$ (5,427,839)	\$ (30,266,434)	\$ (8,498,611)
Covered Payroll	\$ 29,741,510	\$ 28,715,973	\$ 27,810,568	\$ 26,343,699	\$ 25,933,509	\$ 24,619,082	\$ 23,787,793	\$ 23,016,871	\$ 22,788,800
School Department's Proportionate Share of the Net Pension Liability (Asset) as a Percentage of its Covered Payroll	(0.41%)	1.09%	17.31%	(0.93%)	(10.05%)	(30.91%)	(22.82%)	(131.5%)	(37.29%)
Plan Fiduciary Net Position as a Percentage of the Total Pension Liability (Asset)	100.08%	99.81%	97.14%	100.14%	101.49%	104.28%	103.09%	116.13%	104.42%

Note: Ten years of data will be presented when available.

Anderson County, Tennessee  
Schedule of Changes in the Total OPEB Liability and Related Ratios - Anderson County Plan  
Primary Government  
For the Fiscal Year Ended June 30

	2018	2019	2020	2021	2022	2023
<b>Total OPEB Liability</b>						
Service Cost	\$ 18,892	\$ 19,625	\$ 24,200	\$ 29,177	\$ 29,096	\$ 18,876
Interest	21,263	21,106	16,903	13,793	11,789	19,604
Differences Between Actual and Expected Experience	0	(61,877)	0	9,992	16,794	(94,675)
Changes in Assumptions or Other Inputs	0	32,363	32,309	24,446	(86,435)	(2,757)
Benefit Payments	(40,162)	(49,716)	(63,634)	(62,231)	(47,886)	2,825
Net Change in Total OPEB Liability	\$ (7)	\$ (38,499)	\$ 9,778	\$ 15,177	\$ (76,642)	\$ (56,127)
Total OPEB Liability, Beginning	549,203	549,196	510,697	520,475	535,652	459,010
Total OPEB Liability, Ending	\$ 549,196	\$ 510,697	\$ 520,475	\$ 535,652	\$ 459,010	\$ 402,883
Covered Employee Payroll	\$ 11,361,615	\$ 15,653,637	\$ 16,514,565	\$ 16,766,855	\$ 8,276,351	\$ 20,867,351
Net OPEB Liability as a Percentage of Covered Employee Payroll	4.84%	3.3%	3.2%	3.2%	5.5%	1.9%

Note 1: Ten years of data will be presented when available.

Note 2: Changes in assumptions.

(a) The following are the discount rates used in each period:

2017	4.00%
2018	3.88%
2019	3.36%
2020	2.66%
2021	2.18%
2022	4.09%
2023	4.13%

(b) The assumed initial trend rate applicable to the 2020 plan year was updated from a flat 5% to an immediate rate of 7.5%, decreasing 0.5% per year to an ultimate rate of 4.5%.

(c) In 2021, base mortality rates were updated from the RPH-2014 tables (adjusted to 2006) to Pub-2010 General tables.

(d) In 2022, the mortality improvement scale was updated from Scale MP-2020 to Scale MP-2021.

(e) Beginning 2023, healthcare trend rates are no longer applicable since stipend rates are assumed to remain the same in future years and retirees are no longer eligible to remain on the county insurance plan.

Note 3: No assets are accumulated in a trust that meets the criteria in paragraph 4 of GASB Statement No. 75.

Anderson County, Tennessee  
Schedule of Changes in the Total OPEB Liability and Related Ratios - Local Education Plan  
Discretely Presented Anderson County School Department  
For the Fiscal Year Ended June 30

	2017	2018	2019	2020	2021	2022
<b>Total OPEB Liability</b>						
Service Cost	\$ 401,367	\$ 371,985	\$ 333,743	\$ 323,997	\$ 411,552	\$ 591,742
Interest	218,903	256,470	225,172	231,951	164,884	226,208
Changes of Benefit Terms	0	0	0	0	1,017,389	0
Differences Between Actual and Expected Experience	0	(1,210,835)	825,344	(200,651)	(22,613)	(96,492)
Changes in Assumptions or Other Inputs	(325,616)	174,346	(532,368)	800,314	1,685,654	(1,016,895)
Benefit Payments	(543,331)	(572,144)	(507,831)	(399,238)	(380,707)	(470,270)
Net Change in Total OPEB Liability	\$ (248,677)	\$ (980,178)	\$ 344,060	\$ 756,373	\$ 2,876,159	\$ (765,707)
Total OPEB Liability, Beginning	7,366,981	7,118,304	6,138,126	6,482,186	7,238,559	10,114,718
Total OPEB Liability, Ending	\$ 7,118,304	\$ 6,138,126	\$ 6,482,186	\$ 7,238,559	\$ 10,114,718	\$ 9,349,011
Nonemployer Contributing Entity Proportionate Share of the Total OPEB Liability	\$ 2,417,177	\$ 2,029,749	\$ 2,262,140	\$ 2,368,196	\$ 3,165,117	\$ 3,070,738
Employer Proportionate Share of the Total OPEB Liability	4,701,127	4,108,377	4,220,046	4,870,363	6,949,601	6,278,273
Covered Employee Payroll	\$ 39,854,303	\$ 41,291,868	\$ 41,978,500	\$ 42,120,534	\$ 43,414,691	\$ 46,699,792
Total OPEB Liability as a Percentage of Covered Employee Payroll	11.80%	9.95%	10.05%	11.56%	16.01%	13.44%

Note 1: Ten years of data will be presented when available.

Note 2: Changes in assumptions.

(a) The following are the discount rates used in each period:

2016	2.92%
2017	3.56%
2018	3.62%
2019	3.51%
2020	2.21%
2021	2.16%
2022	3.54%

(b) The assumed initial trend rate applicable to plan years was revised as follows:

- For the 2019 plan year - from 5.4% to 6.75%
- For the 2020 plan year - from 6.75% to 6.03%
- For the 2021 plan year - from 6.03% to 9.02%
- For the 2022 plan year - from 9.02% to 7.36%
- For the 2023 plan year - from 7.36% to 8.37%

Note 3: No assets are accumulated in a trust that meets the criteria in paragraph 4 of GASB Statement No. 75.

**ANDERSON COUNTY, TENNESSEE**  
**NOTES TO THE REQUIRED SUPPLEMENTARY INFORMATION**  
**For the Year Ended June 30, 2023**

**TENNESSEE CONSOLIDATED RETIREMENT SYSTEM**

*Valuation Date:* Actuarially determined contribution rates for fiscal year 2023 were calculated based on the July 1, 2021, actuarial valuation.

Methods and assumptions used to determine contribution rates:

Actuarial Cost Method	Entry Age Normal
Amortization Method	Level Dollar, Closed (Not to Exceed 20 Years)
Remaining Amortization Period	Varies by Year
Asset Valuation	10-Year Smoothed Within a 20% Corridor to Market Value
Inflation	2.25%
Salary Increases	Graded Salary Ranges from 8.72% to 3.44% Based on Age, Including Inflation, Averaging 4%
Investment Rate of Return	6.75%, Net of Investment Expense, Including Inflation
Retirement Age	Pattern of Retirement Determined by Experience Study
Mortality	Customized Table Based on Actual Experience Including an Adjustment for Some Anticipated Improvement
Cost of Living Adjustment	2.125%

*Changes of assumptions.* In 2021, the following assumptions were changed: decreased inflation rate from 2.5 percent to 2.25 percent; decreased the investment rate of return from 7.25 percent to 6.75 percent; decreased the cost-of-living adjustment from 2.25 percent to 2.125 percent; and modified mortality assumptions. In 2017, the following assumptions were changed: decreased inflation rate from 3 percent to 2.5 percent; decreased the investment rate of return from 7.5 percent to 7.25 percent; decreased the cost-of-living adjustment from 2.5 percent to 2.25 percent; decreased salary growth graded ranges from an average of 4.25 percent to an average of 4 percent; and modified mortality assumptions.

**COMBINING AND INDIVIDUAL FUND  
FINANCIAL STATEMENTS AND SCHEDULES**

# Nonmajor Governmental Funds

## Special Revenue Funds

---

Special Revenue Funds are used to account for and report the proceeds of specific revenue sources that are restricted or committed to expenditure for specified purposes other than debt service or capital projects.

---

Public Library Fund – The Public Library Fund is used to account for transactions of the Anderson County Public Library, which is jointly funded by Anderson County, the city of Clinton, city of Oak Ridge, and Rocky Top.

Solid Waste/Sanitation Fund – The Solid Waste/Sanitation Fund is used to account for transactions involving solid waste collection.

Drug Control Fund – The Drug Control Fund is used to account for revenues received from drug-related fines, forfeitures, and seizures.

Other General Government Fund – The Other General Government Fund is used to account for transactions of the Anderson County television station.

Other Special Revenue Fund – The Other Special Revenue Fund is used to account for transactions of the Anderson County Tourism Board.

Constitutional Officers - Fees Fund – The Constitutional Officers - Fees Fund is used to account for operating expenses paid directly from the fee and commission accounts of the trustee, clerks, register of deeds, and sheriff.

# Debt Service Funds

---

Debt Service Funds are used to account for and report financial resources that are restricted, committed, or assigned to expenditure for principal and interest.

---

General Debt Service Fund – The General Debt Service Fund is used to account for the accumulation of resources for, and the payment of, long-term debt principal, interest, and related costs.

Rural Debt Service Fund – The Rural Debt Service Fund is used to account for the retirement of long-term debt issued for the construction and renovations of the county’s elementary schools.

Education Debt Service Fund – The Education Debt Service Fund is used to account for the retirement of long-term debt issued for the construction and renovations of the county’s middle and high schools.

# Capital Projects Fund

---

Capital Projects Funds are used to account for and report financial resources that are restricted, committed, or assigned to expenditure for capital outlays, including the acquisition or construction of capital facilities and other capital assets.

---

General Capital Projects Fund – The General Capital Projects Fund is used to account for general capital expenditures of the county.

Exhibit G-1

Anderson County, Tennessee  
Combining Balance Sheet  
Nonmajor Governmental Funds  
June 30, 2023

	Special Revenue Funds				
	Public Library	Solid Waste / Sanitation	Drug Control	Other General Government Fund	Other Special Revenue
<u>ASSETS</u>					
Cash	\$ 737	\$ 0	\$ 0	\$ 0	\$ 0
Equity in Pooled Cash and Investments	384,396	478,198	153,127	39,018	797,747
Accounts Receivable	414	147,241	0	43,844	59,417
Due from Other Governments	3,145	6,843	0	0	0
Due from Other Funds	2,559	10,186	1,016	260	4,821
Property Taxes Receivable	549,415	1,509,826	0	0	0
Allowance for Uncollectible Property Taxes	(10,653)	(29,274)	0	0	0
Total Assets	\$ 930,013	\$ 2,123,020	\$ 154,143	\$ 83,122	\$ 861,985
<u>LIABILITIES</u>					
Accounts Payable	\$ 4,929	\$ 140,543	\$ 415	\$ 3,703	\$ 49,102
Accrued Payroll	11,026	3,317	0	2,105	4,250
Payroll Deductions Payable	1,153	339	0	198	405
Due to Other Funds	10,604	2,542	0	1,787	60,370
Due to Component Units	0	0	0	0	0
Total Liabilities	\$ 27,712	\$ 146,741	\$ 415	\$ 7,793	\$ 114,127
<u>DEFERRED INFLOWS OF RESOURCES</u>					
Deferred Current Property Taxes	\$ 524,101	\$ 1,440,264	\$ 0	\$ 0	\$ 0
Deferred Delinquent Property Taxes	12,278	33,766	0	0	0
Other Deferred/Unavailable Revenue	0	5,396	0	0	0
Total Deferred Inflows of Resources	\$ 536,379	\$ 1,479,426	\$ 0	\$ 0	\$ 0

(Continued)

Exhibit G-1

Anderson County, Tennessee  
Combining Balance Sheet  
Nonmajor Governmental Funds (Cont.)

	Special Revenue Funds				
	Public Library	Solid Waste / Sanitation	Drug Control	Other General Government Fund	Other Special Revenue
<u>FUND BALANCES</u>					
Restricted:					
Restricted for Public Safety	\$ 0	\$ 0	\$ 144,156	\$ 0	\$ 0
Restricted for Public Health and Welfare	0	495,032	0	0	0
Restricted for Social, Cultural, and Recreational Services	365,922	0	0	0	742,153
Restricted for Capital Outlay	0	0	0	0	0
Restricted for Debt Service	0	0	0	0	0
Committed:					
Committed for Public Safety	0	0	9,572	0	0
Committed for Public Health and Welfare	0	1,821	0	0	0
Committed for Social, Cultural, and Recreational Services	0	0	0	75,329	5,705
Committed for Capital Outlay	0	0	0	0	0
Committed for Debt Service	0	0	0	0	0
Total Fund Balances	<u>\$ 365,922</u>	<u>\$ 496,853</u>	<u>\$ 153,728</u>	<u>\$ 75,329</u>	<u>\$ 747,858</u>
Total Liabilities, Deferred Inflows of Resources, and Fund Balances	<u>\$ 930,013</u>	<u>\$ 2,123,020</u>	<u>\$ 154,143</u>	<u>\$ 83,122</u>	<u>\$ 861,985</u>

(Continued)

Exhibit G-1

Anderson County, Tennessee  
Combining Balance Sheet  
Nonmajor Governmental Funds (Cont.)

	<u>Special Revenue Funds (Cont.)</u>		<u>Debt Service Funds</u>			
	Constitu- tional Officers - Fees	Total	General Debt Service	Rural Debt Service	Education Debt Service	Total
<u>ASSETS</u>						
Cash	\$ 32,629	\$ 33,366	\$ 0	\$ 0	\$ 0	\$ 0
Equity in Pooled Cash and Investments	0	1,852,486	900,895	285,256	259,386	1,445,537
Accounts Receivable	23,307	274,223	48,394	0	0	48,394
Due from Other Governments	0	9,988	0	0	0	0
Due from Other Funds	0	18,842	0	1,899	1,727	3,626
Property Taxes Receivable	0	2,059,241	1,948,506	221,353	1,883,066	4,052,925
Allowance for Uncollectible Property Taxes	0	(39,927)	(37,779)	(4,282)	(36,635)	(78,696)
Total Assets	<u>\$ 55,936</u>	<u>\$ 4,208,219</u>	<u>\$ 2,860,016</u>	<u>\$ 504,226</u>	<u>\$ 2,107,544</u>	<u>\$ 5,471,786</u>
<u>LIABILITIES</u>						
Accounts Payable	\$ 0	\$ 198,692	\$ 0	\$ 0	\$ 0	\$ 0
Accrued Payroll	0	20,698	0	0	0	0
Payroll Deductions Payable	0	2,095	0	0	0	0
Due to Other Funds	55,936	131,239	172,090	0	0	172,090
Due to Component Units	0	0	98,712	0	0	98,712
Total Liabilities	<u>\$ 55,936</u>	<u>\$ 352,724</u>	<u>\$ 270,802</u>	<u>\$ 0</u>	<u>\$ 0</u>	<u>\$ 270,802</u>
<u>DEFERRED INFLOWS OF RESOURCES</u>						
Deferred Current Property Taxes	\$ 0	\$ 1,964,365	\$ 1,858,733	\$ 210,145	\$ 1,796,948	\$ 3,865,826
Deferred Delinquent Property Taxes	0	46,044	43,541	5,977	38,542	88,060
Other Deferred/Unavailable Revenue	0	5,396	0	0	0	0
Total Deferred Inflows of Resources	<u>\$ 0</u>	<u>\$ 2,015,805</u>	<u>\$ 1,902,274</u>	<u>\$ 216,122</u>	<u>\$ 1,835,490</u>	<u>\$ 3,953,886</u>

(Continued)

Exhibit G-1

Anderson County, Tennessee  
Combining Balance Sheet  
Nonmajor Governmental Funds (Cont.)

	<u>Special Revenue Funds (Cont.)</u>		<u>Debt Service Funds</u>			
	<u>Constitu - tional Officers - Fees</u>	<u>Total</u>	<u>General Debt Service</u>	<u>Rural Debt Service</u>	<u>Education Debt Service</u>	<u>Total</u>
<u>FUND BALANCES</u>						
Restricted:						
Restricted for Public Safety	\$ 0	\$ 144,156	\$ 0	\$ 0	\$ 0	\$ 0
Restricted for Public Health and Welfare	0	495,032	0	0	0	0
Restricted for Social, Cultural, and Recreational Services	0	1,108,075	0	0	0	0
Restricted for Capital Outlay	0	0	0	0	0	0
Restricted for Debt Service	0	0	223,240	286,205	144,417	653,862
Committed:						
Committed for Public Safety	0	9,572	0	0	0	0
Committed for Public Health and Welfare	0	1,821	0	0	0	0
Committed for Social, Cultural, and Recreational Services	0	81,034	0	0	0	0
Committed for Capital Outlay	0	0	0	0	0	0
Committed for Debt Service	0	0	463,700	1,899	127,637	593,236
Total Fund Balances	\$ 0	\$ 1,839,690	\$ 686,940	\$ 288,104	\$ 272,054	\$ 1,247,098
Total Liabilities, Deferred Inflows of Resources, and Fund Balances	\$ 55,936	\$ 4,208,219	\$ 2,860,016	\$ 504,226	\$ 2,107,544	\$ 5,471,786

(Continued)

Exhibit G-1

Anderson County, Tennessee  
Combining Balance Sheet  
Nonmajor Governmental Funds (Cont.)

<u>ASSETS</u>	<u>Capital Projects Fund</u>	<u>Total Nonmajor Governmental Funds</u>
Cash	\$ 0	\$ 33,366
Equity in Pooled Cash and Investments	485,755	3,783,778
Accounts Receivable	0	322,617
Due from Other Governments	0	9,988
Due from Other Funds	0	22,468
Property Taxes Receivable	453,586	6,565,752
Allowance for Uncollectible Property Taxes	(8,795)	(127,418)
Total Assets	<u>\$ 930,546</u>	<u>\$ 10,610,551</u>
 <u>LIABILITIES</u> 		
Accounts Payable	\$ 39,280	\$ 237,972
Accrued Payroll	0	20,698
Payroll Deductions Payable	0	2,095
Due to Other Funds	0	303,329
Due to Component Units	0	98,712
Total Liabilities	<u>\$ 39,280</u>	<u>\$ 662,806</u>
 <u>DEFERRED INFLOWS OF RESOURCES</u> 		
Deferred Current Property Taxes	\$ 432,688	\$ 6,262,879
Deferred Delinquent Property Taxes	10,108	144,212
Other Deferred/Unavailable Revenue	0	5,396
Total Deferred Inflows of Resources	<u>\$ 442,796</u>	<u>\$ 6,412,487</u>

(Continued)

Exhibit G-1

Anderson County, Tennessee  
Combining Balance Sheet  
Nonmajor Governmental Funds (Cont.)

FUND BALANCES

	<u>Capital Projects Fund</u>	<u>Total Nonmajor Governmental Funds</u>
Restricted:		
Restricted for Public Safety	\$ 0	\$ 144,156
Restricted for Public Health and Welfare	0	495,032
Restricted for Social, Cultural, and Recreational Services	0	1,108,075
Restricted for Capital Outlay	375,460	375,460
Restricted for Debt Service	0	653,862
Committed:		
Committed for Public Safety	0	9,572
Committed for Public Health and Welfare	0	1,821
Committed for Social, Cultural, and Recreational Services	0	81,034
Committed for Capital Outlay	73,010	73,010
Committed for Debt Service	0	593,236
Total Fund Balances	<u>\$ 448,470</u>	<u>\$ 3,535,258</u>
Total Liabilities, Deferred Inflows of Resources, and Fund Balances	<u>\$ 930,546</u>	<u>\$ 10,610,551</u>

Exhibit G-2

Anderson County, Tennessee  
Combining Statement of Revenues, Expenditures,  
and Changes in Fund Balances  
Nonmajor Governmental Funds  
For the Year Ended June 30, 2023

	Special Revenue Funds				
	Public Library	Solid Waste / Sanitation	Drug Control	Other General Government Fund	Other Special Revenue
<u>Revenues</u>					
Local Taxes	\$ 507,787	\$ 1,390,168	\$ 0	\$ 0	\$ 658,669
Licenses and Permits	0	0	0	137,165	0
Fines, Forfeitures, and Penalties	0	0	50,349	0	0
Charges for Current Services	13,066	686,647	0	35,000	0
Other Local Revenues	4,322	31,401	1,016	302	5,570
State of Tennessee	0	28,101	0	0	39,500
Federal Government	5,486	0	0	0	0
Other Governments and Citizens Groups	130,317	0	0	0	25,444
Total Revenues	\$ 660,978	\$ 2,136,317	\$ 51,365	\$ 172,467	\$ 729,183
<u>Expenditures</u>					
Current:					
Public Safety	\$ 0	\$ 0	\$ 68,087	\$ 0	\$ 0
Public Health and Welfare	0	2,004,799	0	0	0
Social, Cultural, and Recreational Services	676,398	0	0	171,003	0
Other Operations	0	0	0	0	588,472
Debt Service:					
Principal on Debt	0	0	0	0	0
Interest on Debt	0	0	0	0	0
Other Debt Service	0	0	0	0	0
Capital Projects	0	0	0	0	0
Total Expenditures	\$ 676,398	\$ 2,004,799	\$ 68,087	\$ 171,003	\$ 588,472
Excess (Deficiency) of Revenues Over Expenditures	\$ (15,420)	\$ 131,518	\$ (16,722)	\$ 1,464	\$ 140,711
Net Change in Fund Balances	\$ (15,420)	\$ 131,518	\$ (16,722)	\$ 1,464	\$ 140,711
Fund Balance, July 1, 2022	381,342	365,335	170,450	73,865	607,147
Fund Balance, June 30, 2023	\$ 365,922	\$ 496,853	\$ 153,728	\$ 75,329	\$ 747,858

(Continued)

Exhibit G-2

Anderson County, Tennessee  
Combining Statement of Revenues, Expenditures,  
and Changes in Fund Balances  
Nonmajor Governmental Funds (Cont.)

	Special Revenue Funds (Cont.)		Debt Service Funds			
	Constitu - tional Officers - Fees	Total	General Debt Service	Rural Debt Service	Education Debt Service	Total
<u>Revenues</u>						
Local Taxes	\$ 0	\$ 2,556,624	\$ 1,871,620	\$ 206,826	\$ 1,769,744	\$ 3,848,190
Licenses and Permits	0	137,165	0	0	0	0
Fines, Forfeitures, and Penalties	0	50,349	0	0	0	0
Charges for Current Services	344	735,057	0	0	0	0
Other Local Revenues	0	42,611	5,963	1,899	1,727	9,589
State of Tennessee	0	67,601	0	0	0	0
Federal Government	0	5,486	0	0	0	0
Other Governments and Citizens Groups	0	155,761	0	1,578,902	50,000	1,628,902
Total Revenues	\$ 344	\$ 3,750,654	\$ 1,877,583	\$ 1,787,627	\$ 1,821,471	\$ 5,486,681
<u>Expenditures</u>						
Current:						
Public Safety	\$ 344	\$ 68,431	\$ 0	\$ 0	\$ 0	\$ 0
Public Health and Welfare	0	2,004,799	0	0	0	0
Social, Cultural, and Recreational Services	0	847,401	0	0	0	0
Other Operations	0	588,472	0	0	0	0
Debt Service:						
Principal on Debt	0	0	1,005,000	1,366,470	1,235,000	3,606,470
Interest on Debt	0	0	709,509	503,396	658,318	1,871,223
Other Debt Service	0	0	42,801	5,648	36,871	85,320
Capital Projects	0	0	0	0	0	0
Total Expenditures	\$ 344	\$ 3,509,103	\$ 1,757,310	\$ 1,875,514	\$ 1,930,189	\$ 5,563,013
Excess (Deficiency) of Revenues Over Expenditures	\$ 0	\$ 241,551	\$ 120,273	\$ (87,887)	\$ (108,718)	\$ (76,332)
Net Change in Fund Balances	\$ 0	\$ 241,551	\$ 120,273	\$ (87,887)	\$ (108,718)	\$ (76,332)
Fund Balance, July 1, 2022	0	1,598,139	566,667	375,991	380,772	1,323,430
Fund Balance, June 30, 2023	\$ 0	\$ 1,839,690	\$ 686,940	\$ 288,104	\$ 272,054	\$ 1,247,098

(Continued)

Exhibit G-2

Anderson County, Tennessee  
Combining Statement of Revenues, Expenditures,  
and Changes in Fund Balances  
Nonmajor Governmental Funds (Cont.)

	<u>Capital</u> <u>Projects Fund</u>	Total Nonmajor Governmental Funds
	General Capital Projects	
<u>Revenues</u>		
Local Taxes	\$ 424,436	\$ 6,829,250
Licenses and Permits	0	137,165
Fines, Forfeitures, and Penalties	0	50,349
Charges for Current Services	0	735,057
Other Local Revenues	28	52,228
State of Tennessee	0	67,601
Federal Government	0	5,486
Other Governments and Citizens Groups	0	1,784,663
Total Revenues	<u>\$ 424,464</u>	<u>\$ 9,661,799</u>
<u>Expenditures</u>		
Current:		
Public Safety	\$ 0	\$ 68,431
Public Health and Welfare	0	2,004,799
Social, Cultural, and Recreational Services	0	847,401
Other Operations	0	588,472
Debt Service:		
Principal on Debt	0	3,606,470
Interest on Debt	0	1,871,223
Other Debt Service	0	85,320
Capital Projects	174,364	174,364
Total Expenditures	<u>\$ 174,364</u>	<u>\$ 9,246,480</u>
Excess (Deficiency) of Revenues Over Expenditures	<u>\$ 250,100</u>	<u>\$ 415,319</u>
Net Change in Fund Balances	\$ 250,100	\$ 415,319
Fund Balance, July 1, 2022	<u>198,370</u>	<u>3,119,939</u>
Fund Balance, June 30, 2023	<u>\$ 448,470</u>	<u>\$ 3,535,258</u>

Exhibit G-3

Anderson County, Tennessee  
Schedule of Revenues, Expenditures, and Changes  
in Fund Balance - Actual and Budget  
Public Library Fund  
For the Year Ended June 30, 2023

	Actual	Budgeted Amounts		Variance with Final Budget - Positive (Negative)
		Original	Final	
<u>Revenues</u>				
Local Taxes	\$ 507,787	\$ 526,484	\$ 526,484	\$ (18,697)
Charges for Current Services	13,066	21,200	21,200	(8,134)
Other Local Revenues	4,322	600	600	3,722
Federal Government	5,486	0	0	5,486
Other Governments and Citizens Groups	130,317	130,311	130,311	6
Total Revenues	<u>\$ 660,978</u>	<u>\$ 678,595</u>	<u>\$ 678,595</u>	<u>\$ (17,617)</u>
<u>Expenditures</u>				
<u>Social, Cultural, and Recreational Services</u>				
Libraries	\$ 676,398	\$ 682,684	\$ 713,268	\$ 36,870
Total Expenditures	<u>\$ 676,398</u>	<u>\$ 682,684</u>	<u>\$ 713,268</u>	<u>\$ 36,870</u>
Excess (Deficiency) of Revenues Over Expenditures	<u>\$ (15,420)</u>	<u>\$ (4,089)</u>	<u>\$ (34,673)</u>	<u>\$ 19,253</u>
Net Change in Fund Balance	\$ (15,420)	\$ (4,089)	\$ (34,673)	\$ 19,253
Fund Balance, July 1, 2022	<u>381,342</u>	<u>351,964</u>	<u>351,964</u>	<u>29,378</u>
Fund Balance, June 30, 2023	<u>\$ 365,922</u>	<u>\$ 347,875</u>	<u>\$ 317,291</u>	<u>\$ 48,631</u>

Exhibit G-4

Anderson County, Tennessee  
Schedule of Revenues, Expenditures, and Changes  
in Fund Balance - Actual and Budget  
Solid Waste/Sanitation Fund  
For the Year Ended June 30, 2023

	Actual	Budgeted Amounts		Variance with Final Budget - Positive (Negative)
		Original	Final	
<u>Revenues</u>				
Local Taxes	\$ 1,390,168	\$ 1,432,183	\$ 1,432,183	\$ (42,015)
Charges for Current Services	686,647	595,000	595,000	91,647
Other Local Revenues	31,401	18,000	18,000	13,401
State of Tennessee	28,101	54,074	54,074	(25,973)
Total Revenues	<u>\$ 2,136,317</u>	<u>\$ 2,099,257</u>	<u>\$ 2,099,257</u>	<u>\$ 37,060</u>
<u>Expenditures</u>				
<u>Public Health and Welfare</u>				
Sanitation Management	\$ 150,882	\$ 215,932	\$ 180,932	\$ 30,050
Convenience Centers	780,082	798,000	827,075	46,993
Other Waste Collection	58,770	79,845	79,845	21,075
Recycling Center	11,916	15,000	15,000	3,084
Landfill Operation and Maintenance	896,260	847,000	919,925	23,665
Other Waste Disposal	106,889	110,000	110,000	3,111
Total Expenditures	<u>\$ 2,004,799</u>	<u>\$ 2,065,777</u>	<u>\$ 2,132,777</u>	<u>\$ 127,978</u>
Excess (Deficiency) of Revenues Over Expenditures	<u>\$ 131,518</u>	<u>\$ 33,480</u>	<u>\$ (33,520)</u>	<u>\$ 165,038</u>
Net Change in Fund Balance	\$ 131,518	\$ 33,480	\$ (33,520)	\$ 165,038
Fund Balance, July 1, 2022	<u>365,335</u>	<u>281,964</u>	<u>281,964</u>	<u>83,371</u>
Fund Balance, June 30, 2023	<u>\$ 496,853</u>	<u>\$ 315,444</u>	<u>\$ 248,444</u>	<u>\$ 248,409</u>

Exhibit G-5

Anderson County, Tennessee  
Schedule of Revenues, Expenditures, and Changes  
in Fund Balance - Actual and Budget  
Drug Control Fund  
For the Year Ended June 30, 2023

	Actual	Budgeted Amounts		Variance with Final Budget - Positive (Negative)
		Original	Final	
<u>Revenues</u>				
Fines, Forfeitures, and Penalties	\$ 50,349	\$ 59,500	\$ 59,500	\$ (9,151)
Other Local Revenues	1,016	500	500	516
Total Revenues	\$ 51,365	\$ 60,000	\$ 60,000	\$ (8,635)
<u>Expenditures</u>				
<u>Public Safety</u>				
Drug Enforcement	\$ 68,087	\$ 60,000	\$ 105,000	\$ 36,913
Total Expenditures	\$ 68,087	\$ 60,000	\$ 105,000	\$ 36,913
Excess (Deficiency) of Revenues Over Expenditures	\$ (16,722)	\$ 0	\$ (45,000)	\$ 28,278
Net Change in Fund Balance	\$ (16,722)	\$ 0	\$ (45,000)	\$ 28,278
Fund Balance, July 1, 2022	170,450	160,140	160,140	10,310
Fund Balance, June 30, 2023	\$ 153,728	\$ 160,140	\$ 115,140	\$ 38,588

Exhibit G-6

Anderson County, Tennessee  
Schedule of Revenues, Expenditures, and Changes  
in Fund Balance - Actual and Budget  
Other General Government Special Revenue Fund  
For the Year Ended June 30, 2023

	Actual	Budgeted Amounts		Variance with Final Budget - Positive (Negative)
		Original	Final	
<u>Revenues</u>				
Licenses and Permits	\$ 137,165	\$ 146,000	\$ 146,000	\$ (8,835)
Charges for Current Services	35,000	35,000	35,000	0
Other Local Revenues	302	100	100	202
Total Revenues	<u>\$ 172,467</u>	<u>\$ 181,100</u>	<u>\$ 181,100</u>	<u>\$ (8,633)</u>
<u>Expenditures</u>				
<u>Social, Cultural, and Recreational Services</u>				
Other Social, Cultural, and Recreational	\$ 171,003	\$ 177,244	\$ 189,694	\$ 18,691
Total Expenditures	<u>\$ 171,003</u>	<u>\$ 177,244</u>	<u>\$ 189,694</u>	<u>\$ 18,691</u>
Excess (Deficiency) of Revenues Over Expenditures	<u>\$ 1,464</u>	<u>\$ 3,856</u>	<u>\$ (8,594)</u>	<u>\$ 10,058</u>
Net Change in Fund Balance	\$ 1,464	\$ 3,856	\$ (8,594)	\$ 10,058
Fund Balance, July 1, 2022	<u>73,865</u>	<u>80,290</u>	<u>80,290</u>	<u>(6,425)</u>
Fund Balance, June 30, 2023	<u>\$ 75,329</u>	<u>\$ 84,146</u>	<u>\$ 71,696</u>	<u>\$ 3,633</u>

Exhibit G-7

Anderson County, Tennessee  
Schedule of Revenues, Expenditures, and Changes  
in Fund Balance - Actual and Budget  
Other Special Revenue Fund  
For the Year Ended June 30, 2023

	Actual	Budgeted Amounts		Variance with Final Budget - Positive (Negative)
		Original	Final	
<u>Revenues</u>				
Local Taxes	\$ 658,669	\$ 530,000	\$ 577,390	\$ 81,279
Other Local Revenues	5,570	0	0	5,570
State of Tennessee	39,500	30,000	36,056	3,444
Other Governments and Citizens Groups	25,444	0	25,444	0
Total Revenues	<u>\$ 729,183</u>	<u>\$ 560,000</u>	<u>\$ 638,890</u>	<u>\$ 90,293</u>
<u>Expenditures</u>				
<u>Other Operations</u>				
Tourism	\$ 588,472	\$ 560,000	\$ 688,890	\$ 100,418
Total Expenditures	<u>\$ 588,472</u>	<u>\$ 560,000</u>	<u>\$ 688,890</u>	<u>\$ 100,418</u>
Excess (Deficiency) of Revenues Over Expenditures	<u>\$ 140,711</u>	<u>\$ 0</u>	<u>\$ (50,000)</u>	<u>\$ 190,711</u>
Net Change in Fund Balance	\$ 140,711	\$ 0	\$ (50,000)	\$ 190,711
Fund Balance, July 1, 2022	<u>607,147</u>	<u>487,796</u>	<u>487,796</u>	<u>119,351</u>
Fund Balance, June 30, 2023	<u>\$ 747,858</u>	<u>\$ 487,796</u>	<u>\$ 437,796</u>	<u>\$ 310,062</u>

Exhibit G-8

Anderson County, Tennessee  
Schedule of Revenues, Expenditures, and Changes  
in Fund Balance - Actual and Budget  
General Debt Service Fund  
For the Year Ended June 30, 2023

	Actual	Budgeted Amounts		Variance with Final Budget - Positive (Negative)
		Original	Final	
<u>Revenues</u>				
Local Taxes	\$ 1,871,620	\$ 1,894,982	\$ 1,894,982	\$ (23,362)
Other Local Revenues	5,963	15,000	15,000	(9,037)
Federal Government	0	18,000	18,000	(18,000)
Total Revenues	<u>\$ 1,877,583</u>	<u>\$ 1,927,982</u>	<u>\$ 1,927,982</u>	<u>\$ (50,399)</u>
<u>Expenditures</u>				
<u>Principal on Debt</u>				
General Government	\$ 1,005,000	\$ 1,005,000	\$ 1,005,000	\$ 0
<u>Interest on Debt</u>				
General Government	709,509	709,509	709,509	0
<u>Other Debt Service</u>				
General Government	42,801	50,000	50,000	7,199
Total Expenditures	<u>\$ 1,757,310</u>	<u>\$ 1,764,509</u>	<u>\$ 1,764,509</u>	<u>\$ 7,199</u>
Excess (Deficiency) of Revenues Over Expenditures	<u>\$ 120,273</u>	<u>\$ 163,473</u>	<u>\$ 163,473</u>	<u>\$ (43,200)</u>
Net Change in Fund Balance	\$ 120,273	\$ 163,473	\$ 163,473	\$ (43,200)
Fund Balance, July 1, 2022	<u>566,667</u>	<u>515,512</u>	<u>515,512</u>	<u>51,155</u>
Fund Balance, June 30, 2023	<u>\$ 686,940</u>	<u>\$ 678,985</u>	<u>\$ 678,985</u>	<u>\$ 7,955</u>

Exhibit G-9

Anderson County, Tennessee  
Schedule of Revenues, Expenditures, and Changes  
in Fund Balance - Actual and Budget  
Rural Debt Service Fund  
For the Year Ended June 30, 2023

	Actual	Budgeted Amounts		Variance with Final Budget - Positive (Negative)
		Original	Final	
<u>Revenues</u>				
Local Taxes	\$ 206,826	\$ 212,805	\$ 212,805	\$ (5,979)
Other Local Revenues	1,899	2,500	2,500	(601)
Other Governments and Citizens Groups	1,578,902	1,450,000	1,578,902	0
Total Revenues	<u>\$ 1,787,627</u>	<u>\$ 1,665,305</u>	<u>\$ 1,794,207</u>	<u>\$ (6,580)</u>
<u>Expenditures</u>				
<u>Principal on Debt</u>				
Education	\$ 1,366,470	\$ 1,255,900	\$ 1,369,418	\$ 2,948
<u>Interest on Debt</u>				
Education	503,396	488,012	503,396	0
<u>Other Debt Service</u>				
Education	5,648	6,500	6,500	852
Total Expenditures	<u>\$ 1,875,514</u>	<u>\$ 1,750,412</u>	<u>\$ 1,879,314</u>	<u>\$ 3,800</u>
Excess (Deficiency) of Revenues Over Expenditures	<u>\$ (87,887)</u>	<u>\$ (85,107)</u>	<u>\$ (85,107)</u>	<u>\$ (2,780)</u>
Net Change in Fund Balance	\$ (87,887)	\$ (85,107)	\$ (85,107)	\$ (2,780)
Fund Balance, July 1, 2022	<u>375,991</u>	<u>337,093</u>	<u>337,093</u>	<u>38,898</u>
Fund Balance, June 30, 2023	<u>\$ 288,104</u>	<u>\$ 251,986</u>	<u>\$ 251,986</u>	<u>\$ 36,118</u>

Exhibit G-10

Anderson County, Tennessee  
Schedule of Revenues, Expenditures, and Changes  
in Fund Balance - Actual and Budget  
Education Debt Service Fund  
For the Year Ended June 30, 2023

	Actual	Budgeted Amounts		Variance with Final Budget - Positive (Negative)
		Original	Final	
<u>Revenues</u>				
Local Taxes	\$ 1,769,744	\$ 1,808,493	\$ 1,808,493	\$ (38,749)
Other Local Revenues	1,727	1,000	1,000	727
Other Governments and Citizens Groups	50,000	50,000	50,000	0
Total Revenues	<u>\$ 1,821,471</u>	<u>\$ 1,859,493</u>	<u>\$ 1,859,493</u>	<u>\$ (38,022)</u>
<u>Expenditures</u>				
<u>Principal on Debt</u>				
Education	\$ 1,235,000	\$ 1,235,000	\$ 1,235,000	\$ 0
<u>Interest on Debt</u>				
Education	658,318	658,318	658,318	0
<u>Other Debt Service</u>				
Education	36,871	41,500	41,500	4,629
Total Expenditures	<u>\$ 1,930,189</u>	<u>\$ 1,934,818</u>	<u>\$ 1,934,818</u>	<u>\$ 4,629</u>
Excess (Deficiency) of Revenues Over Expenditures	<u>\$ (108,718)</u>	<u>\$ (75,325)</u>	<u>\$ (75,325)</u>	<u>\$ (33,393)</u>
Net Change in Fund Balance	\$ (108,718)	\$ (75,325)	\$ (75,325)	\$ (33,393)
Fund Balance, July 1, 2022	<u>380,772</u>	<u>298,071</u>	<u>298,071</u>	<u>82,701</u>
Fund Balance, June 30, 2023	<u>\$ 272,054</u>	<u>\$ 222,746</u>	<u>\$ 222,746</u>	<u>\$ 49,308</u>

Exhibit G-11

Anderson County, Tennessee  
Schedule of Revenues, Expenditures, and Changes  
in Fund Balance - Actual (Budgetary Basis) and Budget  
General Capital Projects Fund  
For the Year Ended June 30, 2023

	Actual (GAAP Basis)	Less: Encumbrances 7/1/2022	Add: Encumbrances 6/30/2023	Actual Revenues/ Expenditures (Budgetary Basis)	Budgeted Amounts		Variance with Final Budget - Positive (Negative)
					Original	Final	
<u>Revenues</u>							
Local Taxes	\$ 424,436	\$ 0	\$ 0	\$ 424,436	\$ 414,838	\$ 414,838	\$ 9,598
Other Local Revenues	28	0	0	28	0	0	28
Total Revenues	\$ 424,464	\$ 0	\$ 0	\$ 424,464	\$ 414,838	\$ 414,838	\$ 9,626
<u>Expenditures</u>							
<u>Capital Projects</u>							
General Administration Projects	\$ 174,364	\$ (48,452)	\$ 22,078	\$ 147,990	\$ 389,838	\$ 389,838	\$ 241,848
Social, Cultural, and Recreation Projects	0	0	0	0	25,000	25,000	25,000
Total Expenditures	\$ 174,364	\$ (48,452)	\$ 22,078	\$ 147,990	\$ 414,838	\$ 414,838	\$ 266,848
Excess (Deficiency) of Revenues Over Expenditures	\$ 250,100	\$ 48,452	\$ (22,078)	\$ 276,474	\$ 0	\$ 0	\$ 276,474
Net Change in Fund Balance	\$ 250,100	\$ 48,452	\$ (22,078)	\$ 276,474	\$ 0	\$ 0	\$ 276,474
Fund Balance, July 1, 2022	198,370	(48,452)	0	149,918	135,905	135,905	14,013
Fund Balance, June 30, 2023	\$ 448,470	\$ 0	\$ (22,078)	\$ 426,392	\$ 135,905	\$ 135,905	\$ 290,487

# Custodial Funds

---

Custodial Funds are used to account for assets held by the county in a custodial capacity or as an agent for individuals, private organizations, and other governments. Custodial Funds are reported using the economic resources measurement focus and the accrual basis of accounting. Custodial fund reporting focuses on net position and changes in net position. Custodial funds are distinguished from trust funds by the absence of a trust agreement or equivalent arrangement.

---

Cities - Sales Tax Fund – The Cities - Sales Tax Fund is used to account for the second half of the sales tax revenues collected inside incorporated cities of the county. These revenues are received by the county from the state of Tennessee and forwarded to the various cities on a monthly basis.

City School ADA – Clinton Fund and City School ADA – Oak Ridge Fund – These two funds are used to account for the city school systems' shares of education revenues collected by the county that must be apportioned between the various school systems on an average daily attendance basis. These collections are remitted to the city school systems on a monthly basis.

Constitutional Officers - Custodial Fund – The Constitutional Officers - Custodial Fund is used to account for amounts collected in a custodial capacity by the county clerk, circuit and general sessions courts clerk, clerk and master, register of deeds, and sheriff. Such collections include amounts due the state, cities, litigants, heirs, and others.

Judicial District Drug Fund – The Judicial District Drug Fund is used to account for grants and other restricted revenues for the benefit of the multi-jurisdictional drug task force, which was created by contract (mutual aid agreement) between the participating city and county governments.

District Attorney General Fund – The District Attorney General Fund is used to account for restricted revenue held for the benefit of the Office of District Attorney General.

Exhibit H-1

Anderson County, Tennessee  
Combining Statement of Net Position  
Custodial Funds  
June 30, 2023

	Custodial Funds						
	Cities - Sales Tax	City School ADA - Clinton	City School ADA - Oak Ridge	Constitu - tional Officers - Custodial	Judicial District Drug	District Attorney General	Total
<u>ASSETS</u>							
Cash	\$ 0	\$ 0	\$ 0	\$ 3,019,447	\$ 0	\$ 0	\$ 3,019,447
Equity in Pooled Cash and Investments	0	2,860	13,419	0	347,960	31,879	396,118
Accounts Receivable	0	0	0	0	33,455	0	33,455
Due from Other Governments	3,696,754	337,876	1,585,060	0	12,417	0	5,632,107
Property Taxes Receivable	0	2,505,014	11,751,695	0	0	0	14,256,709
Allowance for Uncollectible Property Taxes	0	(48,569)	(227,853)	0	0	0	(276,422)
<b>Total Assets</b>	<b>\$ 3,696,754</b>	<b>\$ 2,797,181</b>	<b>\$ 13,122,321</b>	<b>\$ 3,019,447</b>	<b>\$ 393,832</b>	<b>\$ 31,879</b>	<b>\$ 23,061,414</b>
<u>LIABILITIES</u>							
Accounts Payable	\$ 0	\$ 0	\$ 0	\$ 0	\$ 7,647	\$ 1,889	\$ 9,536
Due to Other Taxing Units	3,696,754	407,580	1,912,061	0	0	0	6,016,395
<b>Total Liabilities</b>	<b>\$ 3,696,754</b>	<b>\$ 407,580</b>	<b>\$ 1,912,061</b>	<b>\$ 0</b>	<b>\$ 7,647</b>	<b>\$ 1,889</b>	<b>\$ 6,025,931</b>
<u>DEFERRED INFLOWS OF RESOURCES</u>							
Deferred Current Property Taxes	\$ 0	\$ 2,389,601	\$ 11,210,260	\$ 0	\$ 0	\$ 0	\$ 13,599,861
<b>Total Deferred Inflows of Resources</b>	<b>\$ 0</b>	<b>\$ 2,389,601</b>	<b>\$ 11,210,260</b>	<b>\$ 0</b>	<b>\$ 0</b>	<b>\$ 0</b>	<b>\$ 13,599,861</b>
<u>NET POSITION</u>							
Restricted for Individuals, Organizations, and Other Governments	\$ 0	\$ 0	\$ 0	\$ 3,019,447	\$ 386,185	\$ 29,990	\$ 3,435,622
<b>Total Net Position</b>	<b>\$ 0</b>	<b>\$ 0</b>	<b>\$ 0</b>	<b>\$ 3,019,447</b>	<b>\$ 386,185</b>	<b>\$ 29,990</b>	<b>\$ 3,435,622</b>

Exhibit H-2

Anderson County, Tennessee  
Combining Statement of Changes in Net Position  
Custodial Funds  
For the Year Ended June 30, 2023

	Custodial Funds						Total
	Cities - Sales Tax	City School ADA - Clinton	City School ADA - Oak Ridge	Constitu - tional Officers - Custodial	Judicial District Drug	District Attorney General	
<u>Additions</u>							
Sales Tax Collections for Other Governments	\$ 24,495,774	\$ 0	\$ 0	\$ 0	\$ 0	\$ 0	\$ 24,495,774
ADA - Educational Funds Collected for Cities	0	4,308,223	20,240,903	0	0	0	24,549,126
Fines/Fees and Other Collections	0	0	0	15,764,535	0	0	15,764,535
Drug Task Force Collections	0	0	0	0	199,093	0	199,093
District Attorney General Collections	0	0	0	0	0	10,492	10,492
<b>Total Additions</b>	<b>\$ 24,495,774</b>	<b>\$ 4,308,223</b>	<b>\$ 20,240,903</b>	<b>\$ 15,764,535</b>	<b>\$ 199,093</b>	<b>\$ 10,492</b>	<b>\$ 65,019,020</b>
<u>Deductions</u>							
Payment of Sales Tax Collections for Other Governments	\$ 24,495,774	\$ 0	\$ 0	\$ 0	\$ 0	\$ 0	\$ 24,495,774
Payments to City School Systems	0	4,308,223	20,240,903	0	0	0	24,549,126
Payments to State	0	0	0	11,694,331	0	0	11,694,331
Payments to Individuals and Others	0	0	0	3,146,611	0	0	3,146,611
Payment of Drug Task Force Expenses	0	0	0	0	152,810	0	152,810
Payment of District Attorney General Expenses	0	0	0	0	0	9,993	9,993
<b>Total Deductions</b>	<b>\$ 24,495,774</b>	<b>\$ 4,308,223</b>	<b>\$ 20,240,903</b>	<b>\$ 14,840,942</b>	<b>\$ 152,810</b>	<b>\$ 9,993</b>	<b>\$ 64,048,645</b>
Change in Net Position	\$ 0	\$ 0	\$ 0	\$ 923,593	\$ 46,283	\$ 499	\$ 970,375
Net Position July 1, 2022	0	0	0	2,095,854	339,902	29,491	2,465,247
Net Position June 30, 2023	\$ 0	\$ 0	\$ 0	\$ 3,019,447	\$ 386,185	\$ 29,990	\$ 3,435,622

# Anderson County School Department

---

This section presents combining and individual fund financial statements for the Anderson County School Department, a discretely presented component unit. The school department uses a General Fund, four Special Revenue Funds, and one Capital Projects Fund.

---

General Purpose School Fund – The General Purpose School Fund is used to account for general operations of the school department.

School Federal Projects Fund – The School Federal Projects Fund is used to account for restricted federal revenues, which must be expended on specific education programs.

Central Cafeteria Fund – The Central Cafeteria Fund is used to account for the cafeteria operations in each of the schools.

Other Education Special Revenue Fund – The Other Education Special Revenue Fund is used to account for day-care programs offered by the school department, the companion program, and the head start program.

Internal School Fund – The Internal School Fund is used to account for funds held at the individual schools for internal school use such as the purchase of supplies, school clubs, and student activities

Education Capital Projects Fund – The Education Capital Projects Fund is used to account for building construction and renovations of the school department.

Exhibit I-1

Anderson County, Tennessee  
Statement of Activities  
Discretely Presented Anderson County School Department  
For the Year Ended June 30, 2023

Functions/Programs	Expenses	Program Revenues			Net (Expense)
		Charges for Services	Operating Grants and Contributions	Capital Grants and Contributions	Revenue and Changes in Net Position Total Governmental Activities
Governmental Activities:					
Instruction	\$ 48,074,410	\$ 137,628	\$ 5,824,095	\$ 0	\$ (42,112,687)
Support Services	30,191,191	306,525	1,960,872	6,367,800	(21,555,994)
Operation of Non-instructional Services	12,110,296	560,442	13,379,880	0	1,830,026
<b>Total Governmental Activities</b>	<b>\$ 90,375,897</b>	<b>\$ 1,004,595</b>	<b>\$ 21,164,847</b>	<b>\$ 6,367,800</b>	<b>\$ (61,838,655)</b>
General Revenues:					
Taxes:					
Property Taxes Levied for General Purposes					\$ 17,500,626
Local Option Sales Taxes					13,119,859
Other Local Taxes					2,806
Grants and Contributions Not Restricted for Specific Programs					37,527,518
Unrestricted Investment Income					98,712
Miscellaneous					101,982
<b>Total General Revenues</b>					<b>\$ 68,351,503</b>
Change in Net Position					\$ 6,512,848
Net Position, July 1, 2022					93,809,550
Net Position, June 30, 2023					<b>\$ 100,322,398</b>

Exhibit I-2

Anderson County, Tennessee  
Balance Sheet - Governmental Funds  
Discretely Presented Anderson County School Department  
June 30, 2023

	Major Funds		Nonmajor	Total
	General Purpose School	School Federal Projects	Other Governmental Funds	
<u>ASSETS</u>				
Cash	\$ 803,783	\$ 0	\$ 2,030,885	\$ 2,834,668
Equity in Pooled Cash and Investments	14,848,520	295,410	5,449,436	20,593,366
Inventories	0	0	151,640	151,640
Accounts Receivable	1,775	0	793	2,568
Due from Other Governments	3,510,501	1,207,678	462,864	5,181,043
Due from Other Funds	196,795	0	3,135	199,930
Due from Primary Government	98,712	0	0	98,712
Property Taxes Receivable	17,064,190	0	971,059	18,035,249
Allowance for Uncollectible Property Taxes	(330,857)	0	(18,828)	(349,685)
Other Current Assets	0	0	12,225	12,225
Restricted Assets	914,866	0	0	914,866
Total Assets	<u>\$ 37,108,285</u>	<u>\$ 1,503,088</u>	<u>\$ 9,063,209</u>	<u>\$ 47,674,582</u>
<u>LIABILITIES</u>				
Accounts Payable	\$ 1,133,177	\$ 395,317	\$ 238,774	\$ 1,767,268
Accrued Payroll	0	0	1,397	1,397
Payroll Deductions Payable	1,294,705	143,451	80,621	1,518,777
Contracts Payable	496,649	422,990	0	919,639
Due to Other Funds	3,135	2,255	194,540	199,930
Due to Primary Government	13,251	224	385	13,860
Due to State of Tennessee	0	0	227	227
Other Current Liabilities	2,150	0	0	2,150
Total Liabilities	<u>\$ 2,943,067</u>	<u>\$ 964,237</u>	<u>\$ 515,944</u>	<u>\$ 4,423,248</u>

(Continued)

Exhibit I-2

Anderson County, Tennessee  
Balance Sheet - Governmental Funds  
Discretely Presented Anderson County School Department (Cont.)

	<u>Major Funds</u>		<u>Nonmajor</u>	<u>Total</u>
	<u>General Purpose School</u>	<u>School Federal Projects</u>	<u>Funds Other Governmental Funds</u>	
<u>DEFERRED INFLOWS OF RESOURCES</u>				
Deferred Current Property Taxes	\$ 16,277,992	\$ 0	\$ 926,319	\$ 17,204,311
Deferred Delinquent Property Taxes	381,278	0	21,700	402,978
Other Deferred/Unavailable Revenue	1,508,557	273,041	0	1,781,598
Total Deferred Inflows of Resources	<u>\$ 18,167,827</u>	<u>\$ 273,041</u>	<u>\$ 948,019</u>	<u>\$ 19,388,887</u>
<u>FUND BALANCES</u>				
Nonspendable:				
Inventory	\$ 0	\$ 0	\$ 151,640	\$ 151,640
Restricted:				
Restricted for Education	805,785	163,851	6,712,762	7,682,398
Restricted for Capital Projects	0	0	734,844	734,844
Restricted for Hybrid Retirement Stabilization Funds	914,866	0	0	914,866
Committed:				
Committed for Education	0	375,000	0	375,000
Assigned:				
Assigned for Education	5,543,954	0	0	5,543,954
Unassigned	8,732,786	(273,041)	0	8,459,745
Total Fund Balances	<u>\$ 15,997,391</u>	<u>\$ 265,810</u>	<u>\$ 7,599,246</u>	<u>\$ 23,862,447</u>
Total Liabilities, Deferred Inflows of Resources, and Fund Balances	<u>\$ 37,108,285</u>	<u>\$ 1,503,088</u>	<u>\$ 9,063,209</u>	<u>\$ 47,674,582</u>

Exhibit I-3

Anderson County, Tennessee  
Reconciliation of the Balance Sheet of Governmental Funds to  
the Statement of Net Position  
Discretely Presented Anderson County School Department  
June 30, 2023

Amounts reported for governmental activities in the statement of net position (Exhibit A) are different because:

Total fund balances - balance sheet - governmental funds (Exhibit I-2)		\$ 23,862,447
(1) Capital assets used in governmental activities are not financial resources and therefore are not reported in the governmental funds.		
Add: land	\$ 1,392,443	
Add: construction in progress	3,766,078	
Add: buildings and improvements net of accumulated depreciation	51,941,926	
Add: other capital assets net of accumulated depreciation	3,193,126	
Add: intangible right-to-use assets net of accumulated amortization	<u>47,485</u>	60,341,058
(2) Long-term liabilities are not due and payable in the current period and therefore are not reported in the governmental funds.		
Less: leases payable on primary government debt	\$ (62,465)	
Less: OPEB liability	(6,278,273)	
Less: compensated absences payable	<u>(656,448)</u>	(6,997,186)
(3) Other long-term assets are not available to pay for current period expenditures and therefore are deferred in the governmental funds.		2,184,576
(4) Amounts reported as deferred outflows of resources and deferred inflows of resources related to pensions and OPEB will be amortized and recognized as components of expense in future years.		
Add: deferred outflows of resources related to pensions	\$ 12,935,082	
Less: deferred inflows of resources related to pensions	(1,656,717)	
Add: deferred outflows of resources related to OPEB	2,127,172	
Less: deferred inflows of resources related to OPEB	<u>(1,708,705)</u>	11,696,832
(5) Net pension assets are not current financial resources and therefore are not reported in the governmental funds.		
Add: net pension asset - agent plan	\$ 535,954	
Add: net pension asset - teacher retirement plan	200,106	
Add: net pension asset - teacher legacy pension plan	<u>8,498,611</u>	<u>9,234,671</u>
Net position of governmental activities (Exhibit A)		<u>\$ 100,322,398</u>

Exhibit I-4

Anderson County, Tennessee  
Statement of Revenues, Expenditures,  
and Changes in Fund Balances -  
Governmental Funds  
Discretely Presented Anderson County School Department  
For the Year Ended June 30, 2023

	Major Funds		Nonmajor	Total
	General Purpose School	School Federal Projects	Funds Other Governmental Funds	
<u>Revenues</u>				
Local Taxes	\$ 29,582,655	\$ 0	\$ 897,460	\$ 30,480,115
Licenses and Permits	2,806	0	0	2,806
Charges for Current Services	444,153	0	560,442	1,004,595
Other Local Revenues	157,601	0	3,018,015	3,175,616
State of Tennessee	37,082,910	201,389	665,722	37,950,021
Federal Government	299,641	13,890,545	9,091,208	23,281,394
Other Governments and Citizens Groups	13,800	0	0	13,800
Total Revenues	\$ 67,583,566	\$ 14,091,934	\$ 14,232,847	\$ 95,908,347
<u>Expenditures</u>				
Current:				
Instruction	\$ 40,151,499	\$ 5,489,731	\$ 0	\$ 45,641,230
Support Services	27,009,006	2,412,051	0	29,421,057
Operation of Non-Instructional Services	102,767	0	12,074,960	12,177,727
Capital Outlay	2,942,416	6,156,997	596,803	9,696,216
Debt Service:				
Other Debt Service	1,500,000	0	128,902	1,628,902
Capital Projects	0	0	94,500	94,500
Total Expenditures	\$ 71,705,688	\$ 14,058,779	\$ 12,895,165	\$ 98,659,632
Excess (Deficiency) of Revenues				
Over Expenditures	\$ (4,122,122)	\$ 33,155	\$ 1,337,682	\$ (2,751,285)
<u>Other Financing Sources (Uses)</u>				
Proceeds from Sale of Capital Assets	\$ 508	\$ 0	\$ 80	\$ 588
Insurance Recovery	57,622	0	14,580	72,202
Transfers In	411,221	0	58,871	470,092
Transfers Out	0	(213,009)	(257,083)	(470,092)
Total Other Financing Sources (Uses)	\$ 469,351	\$ (213,009)	\$ (183,552)	\$ 72,790
Net Change in Fund Balances	\$ (3,652,771)	\$ (179,854)	\$ 1,154,130	\$ (2,678,495)
Fund Balance, July 1, 2022	19,650,162	445,664	6,445,116	26,540,942
Fund Balance, June 30, 2023	\$ 15,997,391	\$ 265,810	\$ 7,599,246	\$ 23,862,447

Exhibit I-5

Anderson County, Tennessee  
Reconciliation of the Statement of Revenues, Expenditures, and  
Changes in Fund Balances of Governmental Funds to the  
Statement of Activities  
Discretely Presented Anderson County School Department  
For the Year Ended June 30, 2023

Amounts reported for governmental activities in the statement of activities (Exhibit B) are different because:

Net change in fund balances - total governmental funds (Exhibit I-4)		\$ (2,678,495)
(1) Governmental funds report capital outlays as expenditures. However, in the statement of activities, the cost of these assets is allocated over their useful lives and reported as depreciation expense. The difference between capital outlays and depreciation is itemized as follows:		
Add: capital assets purchased in the current period	\$ 9,862,177	
Less: current-year depreciation/amortization expense	<u>(3,446,861)</u>	6,415,316
(2) Revenues in the statement of activities that do not provide current financial resources are not reported as revenues in the funds.		
Add: deferred delinquent property taxes and other deferred June 30, 2023	\$ 2,184,576	
Less: deferred delinquent property taxes and other deferred June 30, 2022	<u>(1,413,412)</u>	771,164
(3) The contribution of long-term debt (e.g., notes, bonds, leases) by the primary government provides current financial resources to governmental funds, while the contributions by the school department of the principal of long-term debt consume the current financial resources of governmental funds. Neither transaction however, has any effect on net position.		
Add: principal contributions on lease to primary government		113,518
(4) Some expenses reported in the statement of activities do not require the use of current financial resources and therefore are not reported as expenditures in the governmental funds.		
Change in other postemployment benefits liability	\$ 671,328	
Change in compensated absences payable	(60,877)	
Change in net pension asset/liability	(26,854,804)	
Change in deferred outflows related to OPEB	(331,868)	
Change in deferred inflows related to OPEB	(594,110)	
Change in deferred outflows related to pensions	(1,171,145)	
Change in deferred inflows related to pensions	<u>30,232,821</u>	<u>1,891,345</u>
Change in net position of governmental activities (Exhibit B)		<u>\$ 6,512,848</u>

Exhibit I-6

Anderson County, Tennessee  
Combining Balance Sheet - Nonmajor Governmental Funds  
Discretely Presented Anderson County School Department  
June 30, 2023

	Special Revenue Funds				Capital	Total Nonmajor Governmental Funds
	Central Cafeteria	Other Education Special Revenue	Internal School	Total	Projects Fund Education Capital Projects	
<b>ASSETS</b>						
Cash	\$ 3,130	\$ 0	\$ 2,027,755	\$ 2,030,885	\$ 0	\$ 2,030,885
Equity in Pooled Cash and Investments	4,463,520	255,284	0	4,718,804	730,632	5,449,436
Inventories	151,640	0	0	151,640	0	151,640
Accounts Receivable	793	0	0	793	0	793
Due from Other Governments	28,538	434,326	0	462,864	0	462,864
Due from Other Funds	3,135	0	0	3,135	0	3,135
Property Taxes Receivable	0	0	0	0	971,059	971,059
Allowance for Uncollectible Property Taxes	0	0	0	0	(18,828)	(18,828)
Other Current Assets	0	0	12,225	12,225	0	12,225
<b>Total Assets</b>	<b>\$ 4,650,756</b>	<b>\$ 689,610</b>	<b>\$ 2,039,980</b>	<b>\$ 7,380,346</b>	<b>\$ 1,682,863</b>	<b>\$ 9,063,209</b>
<b>LIABILITIES</b>						
Accounts Payable	\$ 23,641	\$ 215,133	\$ 0	\$ 238,774	\$ 0	\$ 238,774
Accrued Payroll	0	1,397	0	1,397	0	1,397
Payroll Deductions Payable	22,219	58,402	0	80,621	0	80,621
Due to Other Funds	0	194,540	0	194,540	0	194,540
Due to Primary Government	0	385	0	385	0	385
Due to State of Tennessee	0	227	0	227	0	227
<b>Total Liabilities</b>	<b>\$ 45,860</b>	<b>\$ 470,084</b>	<b>\$ 0</b>	<b>\$ 515,944</b>	<b>\$ 0</b>	<b>\$ 515,944</b>
<b>DEFERRED INFLOWS OF RESOURCES</b>						
Deferred Current Property Taxes	\$ 0	\$ 0	\$ 0	\$ 0	\$ 926,319	\$ 926,319
Deferred Delinquent Property Taxes	0	0	0	0	21,700	21,700
<b>Total Deferred Inflows of Resources</b>	<b>\$ 0</b>	<b>\$ 0</b>	<b>\$ 0</b>	<b>\$ 0</b>	<b>\$ 948,019</b>	<b>\$ 948,019</b>
<b>FUND BALANCES</b>						
Nonspendable:						
Inventory	\$ 151,640	\$ 0	\$ 0	\$ 151,640	\$ 0	\$ 151,640
Restricted:						
Restricted for Education	4,453,256	219,526	2,039,980	6,712,762	0	6,712,762
Restricted for Capital Projects	0	0	0	0	734,844	734,844
<b>Total Fund Balances</b>	<b>\$ 4,604,896</b>	<b>\$ 219,526</b>	<b>\$ 2,039,980</b>	<b>\$ 6,864,402</b>	<b>\$ 734,844</b>	<b>\$ 7,599,246</b>
<b>Total Liabilities, Deferred Inflows of Resources, and Fund Balances</b>	<b>\$ 4,650,756</b>	<b>\$ 689,610</b>	<b>\$ 2,039,980</b>	<b>\$ 7,380,346</b>	<b>\$ 1,682,863</b>	<b>\$ 9,063,209</b>

Exhibit I-7

Anderson County, Tennessee  
Combining Statement of Revenues, Expenditures,  
and Changes in Fund Balances -  
Nonmajor Governmental Funds  
Discretely Presented Anderson County School Department  
For the Year Ended June 30, 2023

	Special Revenue Funds				Capital	Total
	Central Cafeteria	Other Education Special Revenue	Internal School	Total	Projects Fund Education Capital Projects	
<u>Revenues</u>						
Local Taxes	\$ 0	\$ 0	\$ 0	\$ 0	\$ 897,460	\$ 897,460
Charges for Current Services	296,386	264,056	0	560,442	0	560,442
Other Local Revenues	12,157	9,924	2,995,908	3,017,989	26	3,018,015
State of Tennessee	27,869	637,853	0	665,722	0	665,722
Federal Government	4,402,933	4,688,275	0	9,091,208	0	9,091,208
<b>Total Revenues</b>	<b>\$ 4,739,345</b>	<b>\$ 5,600,108</b>	<b>\$ 2,995,908</b>	<b>\$ 13,335,361</b>	<b>\$ 897,486</b>	<b>\$ 14,232,847</b>
<u>Expenditures</u>						
Current:						
Operation of Non-Instructional Services	\$ 3,814,245	\$ 5,363,796	\$ 2,896,919	\$ 12,074,960	\$ 0	\$ 12,074,960
Capital Outlay	0	0	0	0	596,803	596,803
Debt Service:						
Other Debt Service	0	128,902	0	128,902	0	128,902
Capital Projects	0	0	0	0	94,500	94,500
<b>Total Expenditures</b>	<b>\$ 3,814,245</b>	<b>\$ 5,492,698</b>	<b>\$ 2,896,919</b>	<b>\$ 12,203,862</b>	<b>\$ 691,303</b>	<b>\$ 12,895,165</b>
Excess (Deficiency) of Revenues Over Expenditures	\$ 925,100	\$ 107,410	\$ 98,989	\$ 1,131,499	\$ 206,183	\$ 1,337,682
<u>Other Financing Sources (Uses)</u>						
Proceeds from Sale of Capital Assets	\$ 80	\$ 0	\$ 0	\$ 80	\$ 0	\$ 80
Insurance Recovery	0	14,580	0	14,580	0	14,580
Transfers In	58,871	0	0	58,871	0	58,871
Transfers Out	0	(257,083)	0	(257,083)	0	(257,083)
<b>Total Other Financing Sources (Uses)</b>	<b>\$ 58,951</b>	<b>\$ (242,503)</b>	<b>\$ 0</b>	<b>\$ (183,552)</b>	<b>\$ 0</b>	<b>\$ (183,552)</b>
Net Change in Fund Balances	\$ 984,051	\$ (135,093)	\$ 98,989	\$ 947,947	\$ 206,183	\$ 1,154,130
Fund Balance, July 1, 2022	3,620,845	354,619	1,940,991	5,916,455	528,661	6,445,116
<b>Fund Balance, June 30, 2023</b>	<b>\$ 4,604,896</b>	<b>\$ 219,526</b>	<b>\$ 2,039,980</b>	<b>\$ 6,864,402</b>	<b>\$ 734,844</b>	<b>\$ 7,599,246</b>

Exhibit I-8

Anderson County, Tennessee  
Schedule of Revenues, Expenditures, and Changes  
in Fund Balance - Actual (Budgetary Basis) and Budget  
Discretely Presented Anderson County School Department  
General Purpose School Fund  
For the Year Ended June 30, 2023

	Actual (GAAP Basis)	Less: Encumbrances 7/1/2022	Add: Encumbrances 6/30/2023	Actual Revenues/ Expenditures (Budgetary Basis)	Budgeted Amounts		Variance with Final Budget - Positive (Negative)
					Original	Final	
<u>Revenues</u>							
Local Taxes	\$ 29,582,655	\$ 0	\$ 0	\$ 29,582,655	\$ 30,922,500	\$ 30,922,500	\$ (1,339,845)
Licenses and Permits	2,806	0	0	2,806	2,500	2,500	306
Charges for Current Services	444,153	0	0	444,153	79,000	359,000	85,153
Other Local Revenues	157,601	0	0	157,601	10,000	10,000	147,601
State of Tennessee	37,082,910	0	0	37,082,910	36,445,973	37,588,109	(505,199)
Federal Government	299,641	0	0	299,641	130,000	333,686	(34,045)
Other Governments and Citizens Groups	13,800	0	0	13,800	0	0	13,800
<b>Total Revenues</b>	<b>\$ 67,583,566</b>	<b>\$ 0</b>	<b>\$ 0</b>	<b>\$ 67,583,566</b>	<b>\$ 67,589,973</b>	<b>\$ 69,215,795</b>	<b>\$ (1,632,229)</b>
<u>Expenditures</u>							
<u>Instruction</u>							
Regular Instruction Program	\$ 28,034,867	\$ (150)	\$ 0	\$ 28,034,717	\$ 28,670,268	\$ 29,820,208	\$ 1,785,491
Alternative Instruction Program	357,753	0	0	357,753	0	544,937	187,184
Special Education Program	6,689,057	0	0	6,689,057	7,313,100	7,532,118	843,061
Career and Technical Education Program	2,802,735	0	0	2,802,735	3,213,000	3,309,164	506,429
Student Body Education Program	482,118	0	0	482,118	0	594,460	112,342
Other	1,784,969	0	0	1,784,969	0	1,792,393	7,424
<u>Support Services</u>							
Attendance	250,599	0	0	250,599	244,200	268,200	17,601
Health Services	1,160,999	0	0	1,160,999	1,504,343	1,509,143	348,144
Other Student Support	1,766,778	0	0	1,766,778	1,924,400	1,924,400	157,622
Regular Instruction Program	1,047,049	(8,900)	0	1,038,149	1,158,880	1,168,880	130,731
Special Education Program	1,399,784	0	0	1,399,784	1,593,200	1,654,182	254,398
Career and Technical Education Program	173,589	0	0	173,589	205,570	205,570	31,981
Technology	1,833,143	0	0	1,833,143	1,949,400	1,994,598	161,455
Other Programs	140,488	0	0	140,488	0	140,488	0
Board of Education	1,575,834	0	0	1,575,834	1,535,065	1,579,200	3,366
Director of Schools	607,243	(6,645)	0	600,598	593,600	618,800	18,202
Office of the Principal	4,967,823	0	0	4,967,823	5,227,501	5,230,001	262,178

(Continued)

Exhibit I-8

Anderson County, Tennessee  
Schedule of Revenues, Expenditures, and Changes  
in Fund Balance - Actual (Budgetary Basis) and Budget  
Discretely Presented Anderson County School Department  
General Purpose School Fund (Cont.)

	Actual (GAAP Basis)	Less: Encumbrances 7/1/2022	Add: Encumbrances 6/30/2023	Actual Revenues/ Expenditures (Budgetary Basis)	Budgeted Amounts		Variance with Final Budget - Positive (Negative)
					Original	Final	
<u>Expenditures (Cont.)</u>							
<u>Support Services (Cont.)</u>							
Fiscal Services	\$ 652,561	\$ (3,460)	\$ 0	\$ 649,101	\$ 701,121	\$ 701,121	\$ 52,020
Human Services/Personnel	106,909	0	0	106,909	110,501	110,501	3,592
Operation of Plant	5,277,448	(6,886)	0	5,270,562	4,929,427	5,431,627	161,065
Maintenance of Plant	1,563,200	(6,539)	0	1,556,661	1,898,700	1,780,700	224,039
Transportation	3,871,277	0	0	3,871,277	3,902,820	3,906,820	35,543
Central and Other	614,282	(6,280)	0	608,002	840,500	888,500	280,498
<u>Operation of Non-Instructional Services</u>							
Food Service	6,235	0	0	6,235	0	6,255	20
Community Services	96,532	0	0	96,532	107,950	107,950	11,418
<u>Capital Outlay</u>							
Regular Capital Outlay	2,942,416	(450,268)	4,046,499	6,538,647	0	6,932,255	393,608
<u>Interest on Debt</u>							
Education	0	0	0	0	1,500,000	0	0
<u>Other Debt Service</u>							
Education	1,500,000	0	0	1,500,000	0	1,500,000	0
Total Expenditures	\$ 71,705,688	\$ (489,128)	\$ 4,046,499	\$ 75,263,059	\$ 69,123,546	\$ 81,252,471	\$ 5,989,412
Excess (Deficiency) of Revenues							
Over Expenditures	\$ (4,122,122)	\$ 489,128	\$ (4,046,499)	\$ (7,679,493)	\$ (1,533,573)	\$ (12,036,676)	\$ 4,357,183
<u>Other Financing Sources (Uses)</u>							
Proceeds from Sale of Capital Assets	\$ 508	\$ 0	\$ 0	\$ 508	\$ 0	\$ 0	\$ 508
Insurance Recovery	57,622	0	0	57,622	0	57,622	0
Transfers In	411,221	0	0	411,221	300,000	300,000	111,221
Total Other Financing Sources	\$ 469,351	\$ 0	\$ 0	\$ 469,351	\$ 300,000	\$ 357,622	\$ 111,729
Net Change in Fund Balance							
Fund Balance, July 1, 2022	\$ (3,652,771)	\$ 489,128	\$ (4,046,499)	\$ (7,210,142)	\$ (1,233,573)	\$ (11,679,054)	\$ 4,468,912
Fund Balance, June 30, 2023	\$ 15,997,391	\$ 0	\$ (4,046,499)	\$ 11,950,892	\$ 15,516,427	\$ 5,070,946	\$ 6,879,946

Exhibit I-9

Anderson County, Tennessee  
Schedule of Revenues, Expenditures, and Changes  
in Fund Balance - Actual (Budgetary Basis) and Budget  
Discretely Presented Anderson County School Department  
School Federal Projects Fund  
For the Year Ended June 30, 2023

	Actual (GAAP Basis)	Less: Encumbrances 7/1/2022	Add: Encumbrances 6/30/2023	Actual Revenues/ Expenditures (Budgetary Basis)	Budgeted Amounts		Variance with Final Budget - Positive (Negative)
					Original	Final	
<u>Revenues</u>							
State of Tennessee	\$ 201,389	\$ 0	\$ 0	\$ 201,389	\$ 0	\$ 262,358	\$ (60,969)
Federal Government	13,890,545	0	0	13,890,545	13,154,077	22,905,028	(9,014,483)
<b>Total Revenues</b>	<b>\$ 14,091,934</b>	<b>\$ 0</b>	<b>\$ 0</b>	<b>\$ 14,091,934</b>	<b>\$ 13,154,077</b>	<b>\$ 23,167,386</b>	<b>\$ (9,075,452)</b>
<u>Expenditures</u>							
<u>Instruction</u>							
Regular Instruction Program	\$ 3,785,616	\$ 0	\$ 0	\$ 3,785,616	\$ 5,820,825	\$ 7,536,720	\$ 3,751,104
Special Education Program	1,589,643	0	0	1,589,643	1,408,694	2,185,528	595,885
Career and Technical Education Program	114,472	0	0	114,472	97,537	1,610,819	1,496,347
<u>Support Services</u>							
Health Services	462,486	0	0	462,486	209,412	579,885	117,399
Other Student Support	444,477	0	0	444,477	145,652	682,884	238,407
Regular Instruction Program	1,050,536	0	0	1,050,536	1,063,272	1,256,460	205,924
Special Education Program	242,673	0	0	242,673	336,221	413,969	171,296
Transportation	211,879	0	64,524	276,403	264,023	520,830	244,427
<u>Capital Outlay</u>							
Regular Capital Outlay	6,156,997	(2,897,473)	0	3,259,524	3,700,000	8,134,837	4,875,313
<b>Total Expenditures</b>	<b>\$ 14,058,779</b>	<b>\$ (2,897,473)</b>	<b>\$ 64,524</b>	<b>\$ 11,225,830</b>	<b>\$ 13,045,636</b>	<b>\$ 22,921,932</b>	<b>\$ 11,696,102</b>
Excess (Deficiency) of Revenues Over Expenditures	\$ 33,155	\$ 2,897,473	\$ (64,524)	\$ 2,866,104	\$ 108,441	\$ 245,454	\$ 2,620,650
<u>Other Financing Sources (Uses)</u>							
Transfers Out	\$ (213,009)	\$ 0	\$ 0	\$ (213,009)	\$ (108,441)	\$ (260,727)	\$ 47,718
<b>Total Other Financing Sources</b>	<b>\$ (213,009)</b>	<b>\$ 0</b>	<b>\$ 0</b>	<b>\$ (213,009)</b>	<b>\$ (108,441)</b>	<b>\$ (260,727)</b>	<b>\$ 47,718</b>
Net Change in Fund Balance	\$ (179,854)	\$ 2,897,473	\$ (64,524)	\$ 2,653,095	\$ 0	\$ (15,273)	\$ 2,668,368
Fund Balance, July 1, 2022	445,664	(2,897,473)	0	(2,451,809)	15,273	15,273	(2,467,082)
<b>Fund Balance, June 30, 2023</b>	<b>\$ 265,810</b>	<b>\$ 0</b>	<b>\$ (64,524)</b>	<b>\$ 201,286</b>	<b>\$ 15,273</b>	<b>\$ 0</b>	<b>\$ 201,286</b>

Exhibit I-10

Anderson County, Tennessee  
Schedule of Revenues, Expenditures, and Changes  
in Fund Balance - Actual (Budgetary Basis) and Budget  
Discretely Presented Anderson County School Department  
Central Cafeteria Fund  
For the Year Ended June 30, 2023

	Actual (GAAP Basis)	Add: Encumbrances 6/30/2023	Actual Revenues/ Expenditures (Budgetary Basis)	Budgeted Amounts		Variance with Final Budget - Positive (Negative)
				Original	Final	
<u>Revenues</u>						
Charges for Current Services	\$ 296,386	\$ 0	\$ 296,386	\$ 363,950	\$ 309,950	\$ (13,564)
Other Local Revenues	12,157	0	12,157	3,000	3,000	9,157
State of Tennessee	27,869	0	27,869	30,000	30,000	(2,131)
Federal Government	4,402,933	0	4,402,933	2,987,665	3,877,075	525,858
<b>Total Revenues</b>	<b>\$ 4,739,345</b>	<b>\$ 0</b>	<b>\$ 4,739,345</b>	<b>\$ 3,384,615</b>	<b>\$ 4,220,025</b>	<b>\$ 519,320</b>
<u>Expenditures</u>						
<u>Operation of Non-Instructional Services</u>						
Food Service	\$ 3,814,245	\$ 150,796	\$ 3,965,041	\$ 4,070,610	\$ 4,665,179	\$ 700,138
<b>Total Expenditures</b>	<b>\$ 3,814,245</b>	<b>\$ 150,796</b>	<b>\$ 3,965,041</b>	<b>\$ 4,070,610</b>	<b>\$ 4,665,179</b>	<b>\$ 700,138</b>
Excess (Deficiency) of Revenues Over Expenditures	\$ 925,100	\$ (150,796)	\$ 774,304	\$ (685,995)	\$ (445,154)	\$ 1,219,458
<u>Other Financing Sources (Uses)</u>						
Proceeds from Sale of Capital Assets	\$ 80	\$ 0	\$ 80	\$ 0	\$ 0	\$ 80
Transfers In	58,871	0	58,871	45,000	54,000	4,871
<b>Total Other Financing Sources</b>	<b>\$ 58,951</b>	<b>\$ 0</b>	<b>\$ 58,951</b>	<b>\$ 45,000</b>	<b>\$ 54,000</b>	<b>\$ 4,951</b>
Net Change in Fund Balance	\$ 984,051	\$ (150,796)	\$ 833,255	\$ (640,995)	\$ (391,154)	\$ 1,224,409
Fund Balance, July 1, 2022	3,620,845	0	3,620,845	2,200,000	2,200,000	1,420,845
<b>Fund Balance, June 30, 2023</b>	<b>\$ 4,604,896</b>	<b>\$ (150,796)</b>	<b>\$ 4,454,100</b>	<b>\$ 1,559,005</b>	<b>\$ 1,808,846</b>	<b>\$ 2,645,254</b>

Exhibit I-11

Anderson County, Tennessee  
Schedule of Revenues, Expenditures, and Changes  
in Fund Balance - Actual (Budgetary Basis) and Budget  
Discretely Presented Anderson County School Department  
Other Education Special Revenue Fund  
For the Year Ended June 30, 2023

	Actual (GAAP Basis)	Less: Encumbrances 7/1/2022	Add: Encumbrances 6/30/2023	Actual Revenues/ Expenditures (Budgetary Basis)	Budgeted Amounts		Variance with Final Budget - Positive (Negative)
					Original	Final	
<u>Revenues</u>							
Charges for Current Services	\$ 264,056	\$ 0	\$ 0	\$ 264,056	\$ 408,282	\$ 408,282	\$ (144,226)
Other Local Revenues	9,924	0	0	9,924	0	9,714	210
State of Tennessee	637,853	0	0	637,853	643,494	643,494	(5,641)
Federal Government	4,688,275	0	0	4,688,275	4,433,039	4,685,275	3,000
<b>Total Revenues</b>	<b>\$ 5,600,108</b>	<b>\$ 0</b>	<b>\$ 0</b>	<b>\$ 5,600,108</b>	<b>\$ 5,484,815</b>	<b>\$ 5,746,765</b>	<b>\$ (146,657)</b>
<u>Expenditures</u>							
<u>Operation of Non-Instructional Services</u>							
Community Services	\$ 4,747,291	\$ (10,207)	\$ 5,833	\$ 4,742,917	\$ 4,588,953	\$ 4,867,849	\$ 124,932
Early Childhood Education	616,505	0	0	616,505	622,148	622,148	5,643
<u>Principal on Debt</u>							
Education	0	0	0	0	113,518	0	0
<u>Interest on Debt</u>							
Education	0	0	0	0	15,384	0	0
<u>Other Debt Service</u>							
Education	128,902	0	0	128,902	0	128,902	0
<b>Total Expenditures</b>	<b>\$ 5,492,698</b>	<b>\$ (10,207)</b>	<b>\$ 5,833</b>	<b>\$ 5,488,324</b>	<b>\$ 5,340,003</b>	<b>\$ 5,618,899</b>	<b>\$ 130,575</b>
<b>Excess (Deficiency) of Revenues Over Expenditures</b>	<b>\$ 107,410</b>	<b>\$ 10,207</b>	<b>\$ (5,833)</b>	<b>\$ 111,784</b>	<b>\$ 144,812</b>	<b>\$ 127,866</b>	<b>\$ (16,082)</b>
<u>Other Financing Sources (Uses)</u>							
Insurance Recovery	\$ 14,580	\$ 0	\$ 0	\$ 14,580	\$ 0	\$ 14,580	\$ 0
Transfers Out	(257,083)	0	0	(257,083)	(238,446)	(258,126)	1,043
<b>Total Other Financing Sources</b>	<b>\$ (242,503)</b>	<b>\$ 0</b>	<b>\$ 0</b>	<b>\$ (242,503)</b>	<b>\$ (238,446)</b>	<b>\$ (243,546)</b>	<b>\$ 1,043</b>
<b>Net Change in Fund Balance</b>	<b>\$ (135,093)</b>	<b>\$ 10,207</b>	<b>\$ (5,833)</b>	<b>\$ (130,719)</b>	<b>\$ (93,634)</b>	<b>\$ (115,680)</b>	<b>\$ (15,039)</b>
Fund Balance, July 1, 2022	354,619	(10,207)	0	344,412	354,619	354,619	(10,207)
<b>Fund Balance, June 30, 2023</b>	<b>\$ 219,526</b>	<b>\$ 0</b>	<b>\$ (5,833)</b>	<b>\$ 213,693</b>	<b>\$ 260,985</b>	<b>\$ 238,939</b>	<b>\$ (25,246)</b>

Exhibit I-12

Anderson County, Tennessee  
Schedule of Revenues, Expenditures, and Changes  
in Fund Balance - Actual (Budgetary Basis) and Budget  
Discretely Presented Anderson County School Department  
Education Capital Projects Fund  
For the Year Ended June 30, 2023

	Actual (GAAP Basis)	Less: Encumbrances 7/1/2022	Add: Encumbrances 6/30/2023	Actual Revenues/ Expenditures (Budgetary Basis)	Budgeted Amounts		Variance with Final Budget - Positive (Negative)
					Original	Final	
<u>Revenues</u>							
Local Taxes	\$ 897,460	\$ 0	\$ 0	\$ 897,460	\$ 920,477	\$ 920,477	\$ (23,017)
Other Local Revenues	26	0	0	26	0	0	26
Total Revenues	<u>\$ 897,486</u>	<u>\$ 0</u>	<u>\$ 0</u>	<u>\$ 897,486</u>	<u>\$ 920,477</u>	<u>\$ 920,477</u>	<u>\$ (22,991)</u>
<u>Expenditures</u>							
<u>Capital Outlay</u>							
Regular Capital Outlay	\$ 596,803	\$ (13,200)	\$ 94,832	\$ 678,435	\$ 800,760	\$ 800,760	\$ 122,325
<u>Capital Projects</u>							
Education Capital Projects	94,500	0	0	94,500	100,000	100,000	5,500
Total Expenditures	<u>\$ 691,303</u>	<u>\$ (13,200)</u>	<u>\$ 94,832</u>	<u>\$ 772,935</u>	<u>\$ 900,760</u>	<u>\$ 900,760</u>	<u>\$ 127,825</u>
Excess (Deficiency) of Revenues Over Expenditures	<u>\$ 206,183</u>	<u>\$ 13,200</u>	<u>\$ (94,832)</u>	<u>\$ 124,551</u>	<u>\$ 19,717</u>	<u>\$ 19,717</u>	<u>\$ 104,834</u>
Net Change in Fund Balance	\$ 206,183	\$ 13,200	\$ (94,832)	\$ 124,551	\$ 19,717	\$ 19,717	\$ 104,834
Fund Balance, July 1, 2022	<u>528,661</u>	<u>(13,200)</u>	<u>0</u>	<u>515,461</u>	<u>528,661</u>	<u>528,661</u>	<u>(13,200)</u>
Fund Balance, June 30, 2023	<u>\$ 734,844</u>	<u>\$ 0</u>	<u>\$ (94,832)</u>	<u>\$ 640,012</u>	<u>\$ 548,378</u>	<u>\$ 548,378</u>	<u>\$ 91,634</u>

# MISCELLANEOUS SCHEDULES

Exhibit J-1

Anderson County, Tennessee  
Schedule of Changes in Long-term Notes, Other Loans, and Bonds  
For the Year Ended June 30, 2023

Description of Indebtedness	Original Amount of Issue	Interest Rate	Date of Issue	Last Maturity Date	Outstanding 7-1-22	Paid and/or Matured During Period	Outstanding 6-30-23
<u>GOVERNMENTAL ACTIVITIES:</u>							
<u>NOTES PAYABLE</u>							
<u>Payable through Rural Debt Service Fund</u>							
Local Government Energy Efficient Loan Program	\$ 352,931	0 %	6-21-12	8-1-22	\$ 2,952	\$ 2,952	\$ 0
Total Notes Payable					\$ 2,952	\$ 2,952	\$ 0
<u>OTHER LOANS PAYABLE</u>							
<u>Payable through Rural Debt Service Fund</u>							
City of Clarksville Series 2014 PBA	4,505,215	2.75	2-4-14	5-1-31	\$ 3,010,000	\$ 200,000	\$ 2,810,000
Total Payable through Rural Debt Service Fund					\$ 3,010,000	\$ 200,000	\$ 2,810,000
<u>Payable through Education Debt Service Fund</u>							
City of Clarksville Series 2014 PBA	5,180,000	2.75	2-4-14	5-1-31	\$ 3,435,000	\$ 225,000	\$ 3,210,000
Total Payable through Education Debt Service Fund					\$ 3,435,000	\$ 225,000	\$ 3,210,000
Total Other Loans Payable					\$ 6,445,000	\$ 425,000	\$ 6,020,000
<u>BONDS PAYABLE</u>							
<u>Payable through General Debt Service Fund</u>							
General Obligation Refunding, Series 2016	8,030,000	2 to 2.7	5-19-17	5-1-35	\$ 7,815,000	\$ 45,000	\$ 7,770,000
General Obligation, Series 2020A	7,180,000	2 to 5	5-15-20	5-1-40	6,670,000	270,000	6,400,000
General Obligation Refunding, Series 2020A	6,670,000	5	5-15-20	5-1-29	5,595,000	690,000	4,905,000
Total Payable through General Debt Service Fund					\$ 20,080,000	\$ 1,005,000	\$ 19,075,000
<u>Payable through Rural Debt Service Fund</u>							
Rural School Refunding	6,310,000	3 to 5	3-8-18	5-1-26	\$ 3,475,000	\$ 805,000	\$ 2,670,000
Rural School	5,620,000	2 to 5	2-28-19	5-1-39	5,055,000	220,000	4,835,000
Rural School Refunding, Series 2020B	1,525,000	3 to 5	5-15-20	5-1-31	1,475,000	25,000	1,450,000
Total Payable through Rural Debt Service Fund					\$ 10,005,000	\$ 1,050,000	\$ 8,955,000
<u>Payable through Education Debt Service Fund</u>							
Rural High School Refunding	4,770,000	3 to 5	3-8-18	5-1-25	\$ 2,250,000	\$ 715,000	\$ 1,535,000
Rural High School	5,280,000	3 to 5	2-28-19	5-1-39	4,780,000	195,000	4,585,000
Rural High School Refunding, Series 2020C	5,725,000	4 to 5	5-15-20	5-1-31	5,525,000	100,000	5,425,000
Total Payable through Education Debt Service Fund					\$ 12,555,000	\$ 1,010,000	\$ 11,545,000
Total Bonds Payable					\$ 42,640,000	\$ 3,065,000	\$ 39,575,000

Exhibit J-2

Anderson County, Tennessee  
Schedule of Long-term Debt Requirements by Year

GOVERNMENTAL ACTIVITIES

Year Ending June 30	Other Loans		
	Principal	Interest	Total
2024	\$ 425,000	\$ 165,550	\$ 590,550
2025	425,000	153,863	578,863
2026	625,000	142,175	767,175
2027	875,000	124,988	999,988
2028	875,000	100,925	975,925
2029	925,000	76,863	1,001,863
2030	925,000	51,425	976,425
2031	945,000	25,988	970,988
Total	<u>\$ 6,020,000</u>	<u>\$ 841,777</u>	<u>\$ 6,861,777</u>

Year Ending June 30	Bonds		
	Principal	Interest	Total
2024	\$ 3,230,000	\$ 1,527,203	\$ 4,757,203
2025	3,385,000	1,367,463	4,752,463
2026	3,385,000	1,200,113	4,585,113
2027	2,795,000	1,032,763	3,827,763
2028	2,935,000	902,163	3,837,163
2029	2,900,000	764,513	3,664,513
2030	3,310,000	628,913	3,938,913
2031	3,440,000	507,993	3,947,993
2032	2,200,000	395,578	2,595,578
2033	2,270,000	334,153	2,604,153
2034	2,335,000	270,648	2,605,648
2035	2,395,000	207,954	2,602,954
2036	1,090,000	143,132	1,233,132
2037	1,120,000	112,655	1,232,655
2038	1,150,000	80,455	1,230,455
2039	1,185,000	46,844	1,231,844
2040	450,000	11,250	461,250
Total	<u>\$ 39,575,000</u>	<u>\$ 9,533,793</u>	<u>\$ 49,108,793</u>

Exhibit J-3

Anderson County, Tennessee  
Schedule of Changes in Leases Obligations  
For the Year Ended June 30, 2023

Description of Indebtedness	Original Amount of Issue	Interest Rate	Date of Issue	Maturity Date	Restated Outstanding 7-1-22	Paid and/or Matured During Period	Outstanding 6-30-23
GOVERNMENTAL ACTIVITIES							
<u>LEASES PAYABLE</u>							
<u>Contributions Due by the School Department from the Other Education Special Revenue Fund to the Rural Debt Service Fund</u>							
Head Start Facility	\$ 957,236	12.28	% 12-1-03	12-1-23	\$ 175,983	\$ 113,518	\$ 62,465
Total Contributions Due by the School Department from the Other Education Special Revenue Fund to the Rural Debt Service Fund					<u>\$ 175,983</u>	<u>\$ 113,518</u>	<u>\$ 62,465</u>
Total Leases Payable - Governmental Activities					<u>\$ 175,983</u>	<u>\$ 113,518</u>	<u>\$ 62,465</u>

Exhibit J-4

Anderson County, Tennessee  
Schedule of Lease Requirements by Year

GOVERNMENTAL ACTIVITIES

Year Ending June 30	Leases		
	Principal	Interest	Total
2024	\$ 62,465	\$ 2,260	\$ 64,725
Total	\$ 62,465	\$ 2,260	\$ 64,725

Exhibit J-5

Anderson County, Tennessee  
Schedule of Transfers  
Discretely Presented Anderson County School Department  
For the Year Ended June 30, 2023

From Fund	To Fund	Purpose	Amount
<u>DISCRETELY PRESENTED ANDERSON COUNTY SCHOOL DEPARTMENT</u>			
School Federal Projects	General Purpose School	Indirect costs	\$ 213,009
Other Education Special Revenue	"	"	198,212
"	Central Cafeteria	Food Service	<u>58,871</u>
Total Transfers Discretely Presented Anderson County School Department			<u>\$ 470,092</u>

Exhibit J-6

Anderson County, Tennessee  
Schedule of Salaries and Official Bonds of Principal Officials  
Primary Government and Discretely Presented Anderson County School Department  
For the Year Ended June 30, 2023

Official	Authorization	Bond	Surety
<b>County Mayor</b>	Section 8-24-102, TCA	\$ (1)	Tennessee Risk Management Trust
Base salary	\$ 116,694		
Vehicle allowance	4,800		
Total compensation	<u>\$ 121,494</u>		
<b>Highway Superintendent</b>	Section 8-24-102, TCA	(1)	Tennessee Risk Management Trust
Base salary/Total compensation	<u>\$ 111,137</u>		
<b>Director of Schools</b>	State Board of Education and County Board of Education	(1)	Tennessee Risk Management Trust
Base salary	\$ 190,000		
Travel allowance	9,600		
Annuity contribution	10,000		
Chief executive office training supplement	1,000		
Total compensation	<u>\$ 210,600</u>		
<b>Trustee</b>	Section 8-24-102, TCA	(1)	Tennessee Risk Management Trust
Base salary/Total compensation	<u>\$ 101,034</u>		
<b>Assessor of Property</b>	Section 8-24-102, TCA	(1)	Tennessee Risk Management Trust
Base salary/Total compensation	<u>\$ 101,034</u>		
<b>County Clerk</b>	Section 8-24-102, TCA	(1)	Tennessee Risk Management Trust
Base salary/Total compensation	<u>\$ 101,034</u>		
<b>Circuit, General Sessions and Juvenile Courts Clerk</b>	Section 8-24-102, TCA	(1)	Tennessee Risk Management Trust
Base salary/Total compensation	<u>\$ 101,034</u>		
<b>Clerk and Master</b>	Section 8-24-102, TCA	(1)	Tennessee Risk Management Trust
Base salary/Total compensation	<u>\$ 101,034</u>		
<b>Register of Deeds</b>	Section 8-24-102, TCA	(1)	Tennessee Risk Management Trust
Base salary/Total compensation	<u>\$ 101,034</u>		
<b>Sheriff</b>	Section 8-24-102, TCA	(1)	Tennessee Risk Management Trust
Base salary	\$ 111,137		
Law enforcement training supplement	800		
Total compensation	<u>\$ 111,937</u>		
<b>Finance Director</b>	County Commission	(1)	Tennessee Risk Management Trust
Base salary/Total compensation	<u>\$ 101,034</u>		
Employee Blanket Bonds:			
Employee Fidelity - County Departments		400,000	Tennessee Risk Management Trust
Employee Fidelity - School Department		400,000	"

(1) Official is under the employee fidelity insurance coverage.

Exhibit J-7

Anderson County, Tennessee  
Schedule of Detailed Revenues -  
All Governmental Fund Types  
For the Year Ended June 30, 2023

	Special Revenue Funds					
	General	Public Library	Solid Waste / Sanitation	Ambulance Service	Special Purpose	Drug Control
<u>Local Taxes</u>						
<u>County Property Taxes</u>						
Current Property Tax	\$ 13,050,533	\$ 493,546	\$ 1,356,264	\$ 405,548	\$ 0	\$ 0
Trustee's Collections - Prior Year	309,689	11,708	27,636	9,608	0	0
Trustee's Collections - Bankruptcy	1,540	57	138	39	0	0
Circuit Clerk/Clerk and Master Collections - Prior Years	208,413	0	0	0	0	0
Interest and Penalty	165,436	2,476	6,130	2,030	0	0
Payments in-Lieu-of Taxes - T.V.A.	33,349	0	0	0	0	0
Payments in-Lieu-of Taxes - Local Utilities	787,166	0	0	0	0	0
Payments in-Lieu-of Taxes - Other	1,756,857	0	0	0	0	0
<u>County Local Option Taxes</u>						
Local Option Sales Tax	2,001,231	0	0	0	0	0
Hotel/Motel Tax	487	0	0	0	0	0
Litigation Tax - General	132,265	0	0	0	0	0
Litigation Tax - Special Purpose	17,536	0	0	0	0	0
Litigation Tax - Office of Public Defender	24,440	0	0	0	0	0
Litigation Tax - Jail, Workhouse, or Courthouse	8,562	0	0	0	0	0
Litigation Tax - Victim-Offender Mediation Center	9,661	0	0	0	0	0
Litigation Tax - Courthouse Security	75,696	0	0	0	0	0
Business Tax	1,662,970	0	0	0	0	0
Mineral Severance Tax	0	0	0	0	0	0
<u>Statutory Local Taxes</u>						
Bank Excise Tax	311,626	0	0	0	0	0
Wholesale Beer Tax	192,133	0	0	0	0	0
Other Statutory Local Taxes	15,464	0	0	0	0	0
<b>Total Local Taxes</b>	<b>\$ 20,765,054</b>	<b>\$ 507,787</b>	<b>\$ 1,390,168</b>	<b>\$ 417,225</b>	<b>\$ 0</b>	<b>\$ 0</b>

(Continued)

Exhibit J-7

Anderson County, Tennessee  
Schedule of Detailed Revenues -  
All Governmental Fund Types (Cont.)

	Special Revenue Funds					
	General	Public Library	Solid Waste / Sanitation	Ambulance Service	Special Purpose	Drug Control
<u>Licenses and Permits</u>						
<u>Licenses</u>						
Cable TV Franchise	\$ 205,748	\$ 0	\$ 0	\$ 0	\$ 0	\$ 0
<u>Permits</u>						
Beer Permits	950	0	0	0	0	0
Building Permits	165,208	0	0	0	0	0
Total Licenses and Permits	<u>\$ 371,906</u>	<u>\$ 0</u>	<u>\$ 0</u>	<u>\$ 0</u>	<u>\$ 0</u>	<u>\$ 0</u>
<u>Fines, Forfeitures, and Penalties</u>						
<u>Circuit Court</u>						
Fines	\$ 6,201	\$ 0	\$ 0	\$ 0	\$ 0	\$ 0
Officers Costs	17,774	0	0	0	0	0
Drug Control Fines	2,812	0	0	0	0	2,812
Drug Court Fees	5,104	0	0	0	0	0
Jail Fees	9,556	0	0	0	0	0
District Attorney General Fees	34	0	0	0	0	0
DUI Treatment Fines	876	0	0	0	0	0
Data Entry Fee - Circuit Court	4,754	0	0	0	0	0
Courtroom Security Fee	87	0	0	0	0	0
Victims Assistance Assessments	3,688	0	0	0	0	0
<u>General Sessions Court</u>						
Fines	32,095	0	0	0	0	0
Officers Costs	60,332	0	0	0	0	0
Drug Control Fines	6,172	0	0	0	0	0
Drug Court Fees	3,230	0	0	0	0	0
Jail Fees	79,072	0	0	0	0	0
District Attorney General Fees	1,195	0	0	0	0	0

(Continued)

Exhibit J-7

Anderson County, Tennessee  
Schedule of Detailed Revenues -  
All Governmental Fund Types (Cont.)

	Special Revenue Funds					
	General	Public Library	Solid Waste / Sanitation	Ambulance Service	Special Purpose	Drug Control
<u>Fines, Forfeitures, and Penalties (Cont.)</u>						
<u>General Sessions Court (Cont.)</u>						
DUI Treatment Fines	\$ 5,428	\$ 0	\$ 0	\$ 0	\$ 0	\$ 0
Data Entry Fee - General Sessions Court	25,780	0	0	0	0	0
Courtroom Security Fee	101	0	0	0	0	0
Victims Assistance Assessments	27,829	0	0	0	0	0
<u>Juvenile Court</u>						
Fines	3,572	0	0	0	0	0
Officers Costs	22,216	0	0	0	0	0
Drug Court Fees	66	0	0	0	0	0
Jail Fees	9,057	0	0	0	0	0
Data Entry Fee - Juvenile Court	3,258	0	0	0	0	0
<u>Chancery Court</u>						
Officers Costs	23,959	0	0	0	0	0
Data Entry Fee - Chancery Court	11,165	0	0	0	0	0
Courtroom Security Fee	3,147	0	0	0	0	0
<u>Other Courts - In-county</u>						
Fines	190	0	0	0	0	0
<u>Other Fines, Forfeitures, and Penalties</u>						
Proceeds from Confiscated Property	0	0	0	0	0	47,537
<b>Total Fines, Forfeitures, and Penalties</b>	<b>\$ 368,750</b>	<b>\$ 0</b>	<b>\$ 0</b>	<b>\$ 0</b>	<b>\$ 0</b>	<b>\$ 50,349</b>
<u>Charges for Current Services</u>						
<u>General Service Charges</u>						
Convenience Waste Centers Collection Charge	\$ 0	\$ 0	\$ 97,614	\$ 0	\$ 0	\$ 0
Surcharge - Host Agency	0	0	498,349	0	0	0
Solid Waste Disposal Fee	0	0	14,625	0	0	0

(Continued)

Exhibit J-7

Anderson County, Tennessee  
 Schedule of Detailed Revenues -  
 All Governmental Fund Types (Cont.)

	Special Revenue Funds					
	General	Public Library	Solid Waste / Sanitation	Ambulance Service	Special Purpose	Drug Control
<u>Charges for Current Services (Cont.)</u>						
<u>General Service Charges (Cont.)</u>						
Surcharge - Waste Tire Disposal	\$ 0	\$ 0	\$ 76,059	\$ 0	\$ 0	\$ 0
Patient Charges	0	0	0	5,436,210	0	0
Health Department Collections	76,677	0	0	0	0	0
Other General Service Charges	750	0	0	127,054	0	0
Service Charges	25,973	0	0	0	0	0
<u>Fees</u>						
Recreation Fees	177,898	0	0	0	0	0
Copy Fees	520	0	0	2,445	0	0
Library Fees	0	13,066	0	0	0	0
Archives and Records Management Fee	30,488	0	0	0	0	0
Greenbelt Late Application Fee	100	0	0	0	0	0
Telephone Commissions	227,432	0	0	0	0	0
Additional Fees - Titling and Registration	123,074	0	0	0	0	0
Constitutional Officers' Fees and Commissions	0	0	0	0	0	0
Data Processing Fee - Register	22,504	0	0	0	0	0
Data Processing Fee - Sheriff	12,575	0	0	0	0	0
Sexual Offender Registration Fee - Sheriff	7,050	0	0	0	0	0
Data Processing Fee - County Clerk	15,876	0	0	0	0	0
Vehicle Registration Reinstatement Fees	3,784	0	0	0	0	0
<u>Education Charges</u>						
Tuition - Other	0	0	0	30,236	0	0
Other Charges for Services	9,175	0	0	0	0	0
<b>Total Charges for Current Services</b>	<b>\$ 733,876</b>	<b>\$ 13,066</b>	<b>\$ 686,647</b>	<b>\$ 5,595,945</b>	<b>\$ 0</b>	<b>\$ 0</b>

(Continued)

Exhibit J-7

Anderson County, Tennessee  
 Schedule of Detailed Revenues -  
 All Governmental Fund Types (Cont.)

	Special Revenue Funds					
	General	Public Library	Solid Waste / Sanitation	Ambulance Service	Special Purpose	Drug Control
<u>Other Local Revenues</u>						
<u>Recurring Items</u>						
Investment Income	\$ 127,337	\$ 2,559	\$ 3,183	\$ 5,185	\$ 1,174	\$ 1,016
Lease/Rentals	79,995	0	0	5,550	0	0
Sale of Materials and Supplies	4,882	115	0	0	0	0
Commissary Sales	39,206	0	0	0	0	0
Sale of Gasoline	0	0	0	0	0	0
Sale of Recycled Materials	0	0	16,209	0	0	0
Miscellaneous Refunds	4,071	149	9	1,466	0	0
<u>Nonrecurring Items</u>						
Sale of Equipment	31,236	0	0	0	0	0
Sale of Property	570	0	0	0	0	0
Damages Recovered from Individuals	298	0	0	0	0	0
Contributions and Gifts	2,444	1,499	12,000	0	0	0
<u>Other Local Revenues</u>						
Other Local Revenues	507,599	0	0	1,800	0	0
Total Other Local Revenues	\$ 797,638	\$ 4,322	\$ 31,401	\$ 14,001	\$ 1,174	\$ 1,016
<u>Fees Received From County Officials</u>						
<u>Fees In-Lieu-of Salary</u>						
County Clerk	\$ 1,238,432	\$ 0	\$ 0	\$ 0	\$ 0	\$ 0
General Sessions Court Clerk	899,880	0	0	0	0	0
Clerk and Master	357,086	0	0	0	0	0
Register	380,037	0	0	0	0	0
Sheriff	52,648	0	0	0	0	0
Trustee	1,768,693	0	0	0	0	0
Total Fees Received From County Officials	\$ 4,696,776	\$ 0	\$ 0	\$ 0	\$ 0	\$ 0

(Continued)

Exhibit J-7

Anderson County, Tennessee  
Schedule of Detailed Revenues -  
All Governmental Fund Types (Cont.)

	Special Revenue Funds					
	General	Public Library	Solid Waste / Sanitation	Ambulance Service	Special Purpose	Drug Control
<u>State of Tennessee</u>						
<u>General Government Grants</u>						
Juvenile Services Program	\$ 46,314	\$ 0	\$ 0	\$ 0	\$ 0	\$ 0
Aging Programs	8,000	0	0	0	0	0
Other General Government Grants	2,100	0	0	0	0	0
<u>Public Safety Grants</u>						
Law Enforcement Training Programs	48,000	0	0	0	0	0
Drug Control Grants	71,632	0	0	0	0	0
Other Public Safety Grants	37,303	0	0	0	0	0
<u>Health and Welfare Grants</u>						
Health Department Programs	252,331	0	0	0	0	0
<u>Public Works Grants</u>						
Litter Program	0	0	28,101	0	0	0
<u>Other State Revenues</u>						
Beer Tax	19,200	0	0	0	0	0
Alcoholic Beverage Tax	154,003	0	0	0	0	0
Opioid Settlement Funds - TN Abatement Council	425,159	0	0	0	0	0
State Revenue Sharing - T.V.A.	280,311	0	0	0	0	0
State Revenue Sharing - Telecommunications	112,712	0	0	0	0	0
State Shared Sports Gaming Privilege Tax	55,105	0	0	0	0	0
Emergency Hospital - Prisoners	208,074	0	0	0	0	0
Prisoner Transportation	9	0	0	0	0	0
Contracted Prisoner Boarding	1,613,924	0	0	0	0	0
Gasoline and Motor Fuel Tax	0	0	0	0	0	0
Petroleum Special Tax	0	0	0	0	0	0
Registrar's Salary Supplement	15,164	0	0	0	0	0
Other State Grants	246,838	0	0	0	0	0

(Continued)

Exhibit J-7

Anderson County, Tennessee  
Schedule of Detailed Revenues -  
All Governmental Fund Types (Cont.)

	Special Revenue Funds					
	General	Public Library	Solid Waste / Sanitation	Ambulance Service	Special Purpose	Drug Control
<u>State of Tennessee (Cont.)</u>						
<u>Other State Revenues (Cont.)</u>						
Other State Revenues	\$ 120,125	\$ 0	\$ 0	\$ 0	\$ 0	\$ 0
Total State of Tennessee	\$ 3,716,304	\$ 0	\$ 28,101	\$ 0	\$ 0	\$ 0
<u>Federal Government</u>						
<u>Federal Through State</u>						
Community Development	\$ 6,640	\$ 0	\$ 0	\$ 0	\$ 0	\$ 0
Disaster Relief	0	0	0	20,146	0	0
Medicaid	0	0	0	462,442	0	0
Other Federal through State	608,119	5,486	0	0	0	0
<u>Direct Federal Revenue</u>						
American Rescue Plan Act Grant #6	0	0	0	0	4,428,678	0
Other Direct Federal Revenue	125,126	0	0	0	0	0
Total Federal Government	\$ 739,885	\$ 5,486	\$ 0	\$ 482,588	\$ 4,428,678	\$ 0
<u>Other Governments and Citizens Groups</u>						
<u>Other Governments</u>						
Paving and Maintenance	\$ 0	\$ 0	\$ 0	\$ 0	\$ 0	\$ 0
Contributions	63,700	130,317	0	0	0	0
Contracted Services	246,968	0	0	0	0	0
<u>Citizens Groups</u>						
Donations	14,241	0	0	630	0	0
<u>Other</u>						
Other	80,718	0	0	0	0	0
Opioid Settlement Funds - Past Remediation	233,421	0	0	0	0	0
Total Other Governments and Citizens Groups	\$ 639,048	\$ 130,317	\$ 0	\$ 630	\$ 0	\$ 0
Total	\$ 32,829,237	\$ 660,978	\$ 2,136,317	\$ 6,510,389	\$ 4,429,852	\$ 51,365

(Continued)

Exhibit J-7

Anderson County, Tennessee  
Schedule of Detailed Revenues -  
All Governmental Fund Types (Cont.)

	Special Revenue Funds				Debt Service Funds	
	Other General Government Fund	Other Special Revenue	Constitu - tional Officers - Fees	Highway / Public Works	General Debt Service	Rural Debt Service
<u>Local Taxes</u>						
<u>County Property Taxes</u>						
Current Property Tax	\$ 0	\$ 0	\$ 0	\$ 508,850	\$ 1,768,691	\$ 200,148
Trustee's Collections - Prior Year	0	0	0	12,071	41,529	5,456
Trustee's Collections - Bankruptcy	0	0	0	60	169	59
Circuit Clerk/Clerk and Master Collections - Prior Years	0	0	0	0	0	0
Interest and Penalty	0	0	0	2,549	8,760	1,163
Payments in-Lieu-of Taxes - T.V.A.	0	0	0	0	0	0
Payments in-Lieu-of Taxes - Local Utilities	0	0	0	0	0	0
Payments in-Lieu-of Taxes - Other	0	0	0	0	0	0
<u>County Local Option Taxes</u>						
Local Option Sales Tax	0	0	0	1,142,013	0	0
Hotel/Motel Tax	0	658,669	0	0	0	0
Litigation Tax - General	0	0	0	0	0	0
Litigation Tax - Special Purpose	0	0	0	0	0	0
Litigation Tax - Office of Public Defender	0	0	0	0	0	0
Litigation Tax - Jail, Workhouse, or Courthouse	0	0	0	0	52,471	0
Litigation Tax - Victim-Offender Mediation Center	0	0	0	0	0	0
Litigation Tax - Courthouse Security	0	0	0	0	0	0
Business Tax	0	0	0	0	0	0
Mineral Severance Tax	0	0	0	149,639	0	0
<u>Statutory Local Taxes</u>						
Bank Excise Tax	0	0	0	0	0	0
Wholesale Beer Tax	0	0	0	0	0	0
Other Statutory Local Taxes	0	0	0	0	0	0
<b>Total Local Taxes</b>	<b>\$ 0</b>	<b>\$ 658,669</b>	<b>\$ 0</b>	<b>\$ 1,815,182</b>	<b>\$ 1,871,620</b>	<b>\$ 206,826</b>

(Continued)

Exhibit J-7

Anderson County, Tennessee  
Schedule of Detailed Revenues -  
All Governmental Fund Types (Cont.)

	Special Revenue Funds				Debt Service Funds	
	Other General Government Fund	Other Special Revenue	Constitu - tional Officers - Fees	Highway / Public Works	General Debt Service	Rural Debt Service
<u>Licenses and Permits</u>						
<u>Licenses</u>						
Cable TV Franchise	\$ 137,165	\$ 0	\$ 0	\$ 0	\$ 0	\$ 0
<u>Permits</u>						
Beer Permits	0	0	0	0	0	0
Building Permits	0	0	0	0	0	0
Total Licenses and Permits	<u>\$ 137,165</u>	<u>\$ 0</u>	<u>\$ 0</u>	<u>\$ 0</u>	<u>\$ 0</u>	<u>\$ 0</u>
<u>Fines, Forfeitures, and Penalties</u>						
<u>Circuit Court</u>						
Fines	\$ 0	\$ 0	\$ 0	\$ 0	\$ 0	\$ 0
Officers Costs	0	0	0	0	0	0
Drug Control Fines	0	0	0	0	0	0
Drug Court Fees	0	0	0	0	0	0
Jail Fees	0	0	0	0	0	0
District Attorney General Fees	0	0	0	0	0	0
DUI Treatment Fines	0	0	0	0	0	0
Data Entry Fee - Circuit Court	0	0	0	0	0	0
Courtroom Security Fee	0	0	0	0	0	0
Victims Assistance Assessments	0	0	0	0	0	0
<u>General Sessions Court</u>						
Fines	0	0	0	0	0	0
Officers Costs	0	0	0	0	0	0
Drug Control Fines	0	0	0	0	0	0
Drug Court Fees	0	0	0	0	0	0
Jail Fees	0	0	0	0	0	0
District Attorney General Fees	0	0	0	0	0	0

(Continued)

Exhibit J-7

Anderson County, Tennessee  
 Schedule of Detailed Revenues -  
 All Governmental Fund Types (Cont.)

	Special Revenue Funds				Debt Service Funds	
	Other General Government Fund	Other Special Revenue	Constitu- tional Officers - Fees	Highway / Public Works	General Debt Service	Rural Debt Service
<u>Fines, Forfeitures, and Penalties (Cont.)</u>						
<u>General Sessions Court (Cont.)</u>						
DUI Treatment Fines	\$ 0	\$ 0	\$ 0	\$ 0	\$ 0	\$ 0
Data Entry Fee - General Sessions Court	0	0	0	0	0	0
Courtroom Security Fee	0	0	0	0	0	0
Victims Assistance Assessments	0	0	0	0	0	0
<u>Juvenile Court</u>						
Fines	0	0	0	0	0	0
Officers Costs	0	0	0	0	0	0
Drug Court Fees	0	0	0	0	0	0
Jail Fees	0	0	0	0	0	0
Data Entry Fee - Juvenile Court	0	0	0	0	0	0
<u>Chancery Court</u>						
Officers Costs	0	0	0	0	0	0
Data Entry Fee - Chancery Court	0	0	0	0	0	0
Courtroom Security Fee	0	0	0	0	0	0
<u>Other Courts - In-county</u>						
Fines	0	0	0	0	0	0
<u>Other Fines, Forfeitures, and Penalties</u>						
Proceeds from Confiscated Property	0	0	0	0	0	0
<b>Total Fines, Forfeitures, and Penalties</b>	<b>\$ 0</b>	<b>\$ 0</b>	<b>\$ 0</b>	<b>\$ 0</b>	<b>\$ 0</b>	<b>\$ 0</b>
<u>Charges for Current Services</u>						
<u>General Service Charges</u>						
Convenience Waste Centers Collection Charge	\$ 0	\$ 0	\$ 0	\$ 0	\$ 0	\$ 0
Surcharge - Host Agency	0	0	0	0	0	0
Solid Waste Disposal Fee	0	0	0	0	0	0

(Continued)

Exhibit J-7

Anderson County, Tennessee  
 Schedule of Detailed Revenues -  
 All Governmental Fund Types (Cont.)

	Special Revenue Funds				Debt Service Funds	
	Other General Government Fund	Other Special Revenue	Constitu- tional Officers - Fees	Highway / Public Works	General Debt Service	Rural Debt Service
<u>Charges for Current Services (Cont.)</u>						
<u>General Service Charges (Cont.)</u>						
Surcharge - Waste Tire Disposal	\$ 0	\$ 0	\$ 0	\$ 0	\$ 0	\$ 0
Patient Charges	0	0	0	0	0	0
Health Department Collections	0	0	0	0	0	0
Other General Service Charges	35,000	0	0	0	0	0
Service Charges	0	0	0	0	0	0
<u>Fees</u>						
Recreation Fees	0	0	0	0	0	0
Copy Fees	0	0	0	0	0	0
Library Fees	0	0	0	0	0	0
Archives and Records Management Fee	0	0	0	0	0	0
Greenbelt Late Application Fee	0	0	0	0	0	0
Telephone Commissions	0	0	0	0	0	0
Additional Fees - Titling and Registration	0	0	0	0	0	0
Constitutional Officers' Fees and Commissions	0	0	344	0	0	0
Data Processing Fee - Register	0	0	0	0	0	0
Data Processing Fee - Sheriff	0	0	0	0	0	0
Sexual Offender Registration Fee - Sheriff	0	0	0	0	0	0
Data Processing Fee - County Clerk	0	0	0	0	0	0
Vehicle Registration Reinstatement Fees	0	0	0	0	0	0
<u>Education Charges</u>						
Tuition - Other	0	0	0	0	0	0
Other Charges for Services	0	0	0	0	0	0
<b>Total Charges for Current Services</b>	<b>\$ 35,000</b>	<b>\$ 0</b>	<b>\$ 344</b>	<b>\$ 0</b>	<b>\$ 0</b>	<b>\$ 0</b>

(Continued)

Exhibit J-7

Anderson County, Tennessee  
 Schedule of Detailed Revenues -  
 All Governmental Fund Types (Cont.)

	Special Revenue Funds				Debt Service Funds	
	Other General Government Fund	Other Special Revenue	Constitu- tional Officers - Fees	Highway / Public Works	General Debt Service	Rural Debt Service
<u>Other Local Revenues</u>						
<u>Recurring Items</u>						
Investment Income	\$ 260	\$ 4,821	\$ 0	\$ 24,192	\$ 5,963	\$ 1,899
Lease/Rentals	0	0	0	0	0	0
Sale of Materials and Supplies	0	54	0	0	0	0
Commissary Sales	0	0	0	0	0	0
Sale of Gasoline	0	0	0	207,006	0	0
Sale of Recycled Materials	0	0	0	0	0	0
Miscellaneous Refunds	42	695	0	5	0	0
<u>Nonrecurring Items</u>						
Sale of Equipment	0	0	0	0	0	0
Sale of Property	0	0	0	0	0	0
Damages Recovered from Individuals	0	0	0	811	0	0
Contributions and Gifts	0	0	0	0	0	0
<u>Other Local Revenues</u>						
Other Local Revenues	0	0	0	0	0	0
Total Other Local Revenues	\$ 302	\$ 5,570	\$ 0	\$ 232,014	\$ 5,963	\$ 1,899
<u>Fees Received From County Officials</u>						
<u>Fees In-Lieu-of Salary</u>						
County Clerk	\$ 0	\$ 0	\$ 0	\$ 0	\$ 0	\$ 0
General Sessions Court Clerk	0	0	0	0	0	0
Clerk and Master	0	0	0	0	0	0
Register	0	0	0	0	0	0
Sheriff	0	0	0	0	0	0
Trustee	0	0	0	0	0	0
Total Fees Received From County Officials	\$ 0	\$ 0	\$ 0	\$ 0	\$ 0	\$ 0

(Continued)

Exhibit J-7

Anderson County, Tennessee  
Schedule of Detailed Revenues -  
All Governmental Fund Types (Cont.)

	Special Revenue Funds				Debt Service Funds	
	Other General Government Fund	Other Special Revenue	Constitu- tional Officers - Fees	Highway / Public Works	General Debt Service	Rural Debt Service
<u>State of Tennessee</u>						
<u>General Government Grants</u>						
Juvenile Services Program	\$ 0	\$ 0	\$ 0	\$ 0	\$ 0	0
Aging Programs	0	0	0	0	0	0
Other General Government Grants	0	0	0	0	0	0
<u>Public Safety Grants</u>						
Law Enforcement Training Programs	0	0	0	0	0	0
Drug Control Grants	0	0	0	0	0	0
Other Public Safety Grants	0	0	0	0	0	0
<u>Health and Welfare Grants</u>						
Health Department Programs	0	0	0	0	0	0
<u>Public Works Grants</u>						
Litter Program	0	0	0	0	0	0
<u>Other State Revenues</u>						
Beer Tax	0	0	0	0	0	0
Alcoholic Beverage Tax	0	0	0	0	0	0
Opioid Settlement Funds - TN Abatement Council	0	0	0	0	0	0
State Revenue Sharing - T.V.A.	0	0	0	0	0	0
State Revenue Sharing - Telecommunications	0	0	0	0	0	0
State Shared Sports Gaming Privilege Tax	0	0	0	0	0	0
Emergency Hospital - Prisoners	0	0	0	0	0	0
Prisoner Transportation	0	0	0	0	0	0
Contracted Prisoner Boarding	0	0	0	0	0	0
Gasoline and Motor Fuel Tax	0	0	0	2,811,772	0	0
Petroleum Special Tax	0	0	0	51,100	0	0
Registrar's Salary Supplement	0	0	0	0	0	0
Other State Grants	0	39,500	0	0	0	0

(Continued)

Exhibit J-7

Anderson County, Tennessee  
Schedule of Detailed Revenues -  
All Governmental Fund Types (Cont.)

	Special Revenue Funds				Debt Service Funds	
	Other General Government Fund	Other Special Revenue	Constitu - tional Officers - Fees	Highway / Public Works	General Debt Service	Rural Debt Service
<u>State of Tennessee (Cont.)</u>						
<u>Other State Revenues (Cont.)</u>						
Other State Revenues	\$ 0	\$ 0	\$ 0	\$ 2,831	\$ 0	\$ 0
Total State of Tennessee	\$ 0	\$ 39,500	\$ 0	\$ 2,865,703	\$ 0	\$ 0
<u>Federal Government</u>						
<u>Federal Through State</u>						
Community Development	\$ 0	\$ 0	\$ 0	\$ 0	\$ 0	\$ 0
Disaster Relief	0	0	0	0	0	0
Medicaid	0	0	0	0	0	0
Other Federal through State	0	0	0	0	0	0
<u>Direct Federal Revenue</u>						
American Rescue Plan Act Grant #6	0	0	0	0	0	0
Other Direct Federal Revenue	0	0	0	0	0	0
Total Federal Government	\$ 0	\$ 0	\$ 0	\$ 0	\$ 0	\$ 0
<u>Other Governments and Citizens Groups</u>						
<u>Other Governments</u>						
Paving and Maintenance	\$ 0	\$ 0	\$ 0	\$ 1,800	\$ 0	\$ 0
Contributions	0	0	0	0	0	1,578,902
Contracted Services	0	0	0	0	0	0
<u>Citizens Groups</u>						
Donations	0	25,444	0	0	0	0
<u>Other</u>						
Other	0	0	0	0	0	0
Opioid Settlement Funds - Past Remediation	0	0	0	0	0	0
Total Other Governments and Citizens Groups	\$ 0	\$ 25,444	\$ 0	\$ 1,800	\$ 0	\$ 1,578,902
Total	\$ 172,467	\$ 729,183	\$ 344	\$ 4,914,699	\$ 1,877,583	\$ 1,787,627

(Continued)

Exhibit J-7

Anderson County, Tennessee  
Schedule of Detailed Revenues -  
All Governmental Fund Types (Cont.)

	<u>Debt Service</u> <u>Fund</u>	<u>Capital</u> <u>Projects Fund</u>	<u>Total</u>
	Education Debt Service	General Capital Projects	
<u>Local Taxes</u>			
<u>County Property Taxes</u>			
Current Property Tax	\$ 1,719,230	\$ 407,497	\$ 19,910,307
Trustee's Collections - Prior Year	42,680	14,161	474,538
Trustee's Collections - Bankruptcy	311	68	2,441
Circuit Clerk/Clerk and Master Collections - Prior Years	0	0	208,413
Interest and Penalty	7,523	2,710	198,777
Payments in-Lieu-of Taxes - T.V.A.	0	0	33,349
Payments in-Lieu-of Taxes - Local Utilities	0	0	787,166
Payments in-Lieu-of Taxes - Other	0	0	1,756,857
<u>County Local Option Taxes</u>			
Local Option Sales Tax	0	0	3,143,244
Hotel/Motel Tax	0	0	659,156
Litigation Tax - General	0	0	132,265
Litigation Tax - Special Purpose	0	0	17,536
Litigation Tax - Office of Public Defender	0	0	24,440
Litigation Tax - Jail, Workhouse, or Courthouse	0	0	61,033
Litigation Tax - Victim-Offender Mediation Center	0	0	9,661
Litigation Tax - Courthouse Security	0	0	75,696
Business Tax	0	0	1,662,970
Mineral Severance Tax	0	0	149,639
<u>Statutory Local Taxes</u>			
Bank Excise Tax	0	0	311,626
Wholesale Beer Tax	0	0	192,133
Other Statutory Local Taxes	0	0	15,464
<b>Total Local Taxes</b>	<b>\$ 1,769,744</b>	<b>\$ 424,436</b>	<b>\$ 29,826,711</b>

(Continued)

Exhibit J-7

Anderson County, Tennessee  
Schedule of Detailed Revenues -  
All Governmental Fund Types (Cont.)

	<u>Debt Service</u> <u>Fund</u>	<u>Capital</u> <u>Projects Fund</u>	<u>Total</u>
	Education Debt Service	General Capital Projects	
<u>Licenses and Permits</u>			
<u>Licenses</u>			
Cable TV Franchise	\$ 0	\$ 0	\$ 342,913
<u>Permits</u>			
Beer Permits	0	0	950
Building Permits	0	0	165,208
Total Licenses and Permits	<u>\$ 0</u>	<u>\$ 0</u>	<u>\$ 509,071</u>
<u>Fines, Forfeitures, and Penalties</u>			
<u>Circuit Court</u>			
Fines	\$ 0	\$ 0	\$ 6,201
Officers Costs	0	0	17,774
Drug Control Fines	0	0	5,624
Drug Court Fees	0	0	5,104
Jail Fees	0	0	9,556
District Attorney General Fees	0	0	34
DUI Treatment Fines	0	0	876
Data Entry Fee - Circuit Court	0	0	4,754
Courtroom Security Fee	0	0	87
Victims Assistance Assessments	0	0	3,688
<u>General Sessions Court</u>			
Fines	0	0	32,095
Officers Costs	0	0	60,332
Drug Control Fines	0	0	6,172
Drug Court Fees	0	0	3,230
Jail Fees	0	0	79,072
District Attorney General Fees	0	0	1,195

(Continued)

Exhibit J-7

Anderson County, Tennessee  
Schedule of Detailed Revenues -  
All Governmental Fund Types (Cont.)

	<u>Debt Service</u> <u>Fund</u>	<u>Capital</u> <u>Projects Fund</u>	<u>Total</u>
	Education Debt Service	General Capital Projects	
<u>Fines, Forfeitures, and Penalties (Cont.)</u>			
<u>General Sessions Court (Cont.)</u>			
DUI Treatment Fines	\$ 0	\$ 0	\$ 5,428
Data Entry Fee - General Sessions Court	0	0	25,780
Courtroom Security Fee	0	0	101
Victims Assistance Assessments	0	0	27,829
<u>Juvenile Court</u>			
Fines	0	0	3,572
Officers Costs	0	0	22,216
Drug Court Fees	0	0	66
Jail Fees	0	0	9,057
Data Entry Fee - Juvenile Court	0	0	3,258
<u>Chancery Court</u>			
Officers Costs	0	0	23,959
Data Entry Fee - Chancery Court	0	0	11,165
Courtroom Security Fee	0	0	3,147
<u>Other Courts - In-county</u>			
Fines	0	0	190
<u>Other Fines, Forfeitures, and Penalties</u>			
Proceeds from Confiscated Property	0	0	47,537
<b>Total Fines, Forfeitures, and Penalties</b>	<b>\$ 0</b>	<b>\$ 0</b>	<b>\$ 419,099</b>
<u>Charges for Current Services</u>			
<u>General Service Charges</u>			
Convenience Waste Centers Collection Charge	\$ 0	\$ 0	\$ 97,614
Surcharge - Host Agency	0	0	498,349
Solid Waste Disposal Fee	0	0	14,625

(Continued)

Exhibit J-7

Anderson County, Tennessee  
Schedule of Detailed Revenues -  
All Governmental Fund Types (Cont.)

	<u>Debt Service</u> <u>Fund</u>	<u>Capital</u> <u>Projects Fund</u>	<u>Total</u>
	Education Debt Service	General Capital Projects	
<u>Charges for Current Services (Cont.)</u>			
<u>General Service Charges (Cont.)</u>			
Surcharge - Waste Tire Disposal	\$ 0	\$ 0	\$ 76,059
Patient Charges	0	0	5,436,210
Health Department Collections	0	0	76,677
Other General Service Charges	0	0	162,804
Service Charges	0	0	25,973
<u>Fees</u>			
Recreation Fees	0	0	177,898
Copy Fees	0	0	2,965
Library Fees	0	0	13,066
Archives and Records Management Fee	0	0	30,488
Greenbelt Late Application Fee	0	0	100
Telephone Commissions	0	0	227,432
Additional Fees - Titling and Registration	0	0	123,074
Constitutional Officers' Fees and Commissions	0	0	344
Data Processing Fee - Register	0	0	22,504
Data Processing Fee - Sheriff	0	0	12,575
Sexual Offender Registration Fee - Sheriff	0	0	7,050
Data Processing Fee - County Clerk	0	0	15,876
Vehicle Registration Reinstatement Fees	0	0	3,784
<u>Education Charges</u>			
Tuition - Other	0	0	30,236
Other Charges for Services	0	0	9,175
<b>Total Charges for Current Services</b>	<b>\$ 0</b>	<b>\$ 0</b>	<b>\$ 7,064,878</b>

(Continued)

Exhibit J-7

Anderson County, Tennessee  
Schedule of Detailed Revenues -  
All Governmental Fund Types (Cont.)

	<u>Debt Service</u> <u>Fund</u>	<u>Capital</u> <u>Projects Fund</u>	<u>Total</u>
	Education Debt Service	General Capital Projects	
<u>Other Local Revenues</u>			
<u>Recurring Items</u>			
Investment Income	\$ 1,727	\$ 0	\$ 179,316
Lease/Rentals	0	0	85,545
Sale of Materials and Supplies	0	0	5,051
Commissary Sales	0	0	39,206
Sale of Gasoline	0	0	207,006
Sale of Recycled Materials	0	0	16,209
Miscellaneous Refunds	0	28	6,465
<u>Nonrecurring Items</u>			
Sale of Equipment	0	0	31,236
Sale of Property	0	0	570
Damages Recovered from Individuals	0	0	1,109
Contributions and Gifts	0	0	15,943
<u>Other Local Revenues</u>			
Other Local Revenues	0	0	509,399
Total Other Local Revenues	<u>\$ 1,727</u>	<u>\$ 28</u>	<u>\$ 1,097,055</u>
<u>Fees Received From County Officials</u>			
<u>Fees In-Lieu-of Salary</u>			
County Clerk	\$ 0	\$ 0	\$ 1,238,432
General Sessions Court Clerk	0	0	899,880
Clerk and Master	0	0	357,086
Register	0	0	380,037
Sheriff	0	0	52,648
Trustee	0	0	1,768,693
Total Fees Received From County Officials	<u>\$ 0</u>	<u>\$ 0</u>	<u>\$ 4,696,776</u>

(Continued)

Exhibit J-7

Anderson County, Tennessee  
Schedule of Detailed Revenues -  
All Governmental Fund Types (Cont.)

	<u>Debt Service</u> <u>Fund</u>	<u>Capital</u> <u>Projects Fund</u>	<u>Total</u>
	Education Debt Service	General Capital Projects	
<u>State of Tennessee</u>			
<u>General Government Grants</u>			
Juvenile Services Program	\$ 0	\$ 0	\$ 46,314
Aging Programs	0	0	8,000
Other General Government Grants	0	0	2,100
<u>Public Safety Grants</u>			
Law Enforcement Training Programs	0	0	48,000
Drug Control Grants	0	0	71,632
Other Public Safety Grants	0	0	37,303
<u>Health and Welfare Grants</u>			
Health Department Programs	0	0	252,331
<u>Public Works Grants</u>			
Litter Program	0	0	28,101
<u>Other State Revenues</u>			
Beer Tax	0	0	19,200
Alcoholic Beverage Tax	0	0	154,003
Opioid Settlement Funds - TN Abatement Council	0	0	425,159
State Revenue Sharing - T.V.A.	0	0	280,311
State Revenue Sharing - Telecommunications	0	0	112,712
State Shared Sports Gaming Privilege Tax	0	0	55,105
Emergency Hospital - Prisoners	0	0	208,074
Prisoner Transportation	0	0	9
Contracted Prisoner Boarding	0	0	1,613,924
Gasoline and Motor Fuel Tax	0	0	2,811,772
Petroleum Special Tax	0	0	51,100
Registrar's Salary Supplement	0	0	15,164
Other State Grants	0	0	286,338

(Continued)

Exhibit J-7

Anderson County, Tennessee  
Schedule of Detailed Revenues -  
All Governmental Fund Types (Cont.)

	<u>Debt Service</u> <u>Fund</u>	<u>Capital</u> <u>Projects Fund</u>	<u>Total</u>
	Education Debt Service	General Capital Projects	
<u>State of Tennessee (Cont.)</u>			
<u>Other State Revenues (Cont.)</u>			
Other State Revenues	\$ 0	\$ 0	\$ 122,956
Total State of Tennessee	<u>\$ 0</u>	<u>\$ 0</u>	<u>\$ 6,649,608</u>
<u>Federal Government</u>			
<u>Federal Through State</u>			
Community Development	\$ 0	\$ 0	\$ 6,640
Disaster Relief	0	0	20,146
Medicaid	0	0	462,442
Other Federal through State	0	0	613,605
<u>Direct Federal Revenue</u>			
American Rescue Plan Act Grant #6	0	0	4,428,678
Other Direct Federal Revenue	0	0	125,126
Total Federal Government	<u>\$ 0</u>	<u>\$ 0</u>	<u>\$ 5,656,637</u>
<u>Other Governments and Citizens Groups</u>			
<u>Other Governments</u>			
Paving and Maintenance	\$ 0	\$ 0	\$ 1,800
Contributions	50,000	0	1,822,919
Contracted Services	0	0	246,968
<u>Citizens Groups</u>			
Donations	0	0	40,315
<u>Other</u>			
Other	0	0	80,718
Opioid Settlement Funds - Past Remediation	0	0	233,421
Total Other Governments and Citizens Groups	<u>\$ 50,000</u>	<u>\$ 0</u>	<u>\$ 2,426,141</u>
Total	<u>\$ 1,821,471</u>	<u>\$ 424,464</u>	<u>\$ 58,345,976</u>

Exhibit J-8

Anderson County, Tennessee  
Schedule of Detailed Revenues -  
All Governmental Fund Types  
Discretely Presented Anderson County School Department  
For the Year Ended June 30, 2023

	Special Revenue Funds				
	General Purpose School	School Federal Projects	Central Cafeteria	Other Education Special Revenue	Internal School
<u>Local Taxes</u>					
<u>County Property Taxes</u>					
Current Property Tax	\$ 15,329,044	\$ 0	\$ 0	\$ 0	\$ 0
Trustee's Collections - Prior Year	361,787	0	0	0	0
Trustee's Collections - Bankruptcy	1,790	0	0	0	0
Circuit Clerk/Clerk and Master Collections - Prior Years	168,615	0	0	0	0
Interest and Penalty	160,078	0	0	0	0
Payments in-Lieu-of Taxes - Other	492,000	0	0	0	0
<u>County Local Option Taxes</u>					
Local Option Sales Tax	13,065,044	0	0	0	0
Mixed Drink Tax	4,297	0	0	0	0
<b>Total Local Taxes</b>	<b>\$ 29,582,655</b>	<b>\$ 0</b>	<b>\$ 0</b>	<b>\$ 0</b>	<b>\$ 0</b>
<u>Licenses and Permits</u>					
<u>Licenses</u>					
Marriage Licenses	\$ 2,806	\$ 0	\$ 0	\$ 0	\$ 0
<b>Total Licenses and Permits</b>	<b>\$ 2,806</b>	<b>\$ 0</b>	<b>\$ 0</b>	<b>\$ 0</b>	<b>\$ 0</b>
<u>Charges for Current Services</u>					
<u>Education Charges</u>					
Tuition - Regular Day Students	\$ 18,699	\$ 0	\$ 0	\$ 0	\$ 0
Tuition - Other	0	0	0	264,056	0
Lunch Payments - Children	0	0	102,035	0	0
Lunch Payments - Adults	0	0	28,155	0	0
Income from Breakfast	0	0	16,581	0	0
Special Milk Sales	0	0	611	0	0

(Continued)

Exhibit J-8

Anderson County, Tennessee  
Schedule of Detailed Revenues -  
All Governmental Fund Types  
Discretely Presented Anderson County School Department (Cont.)

	Special Revenue Funds				
	General Purpose School	School Federal Projects	Central Cafeteria	Other Education Special Revenue	Internal School
<u>Charges for Current Services (Cont.)</u>					
<u>Education Charges (Cont.)</u>					
A la Carte Sales	\$ 0	\$ 0	\$ 149,004	\$ 0	\$ 0
School Based Health Services - FFS	306,525	0	0	0	0
Receipts from Individual Schools	112,458	0	0	0	0
Other Charges for Services	6,471	0	0	0	0
Total Charges for Current Services	<u>\$ 444,153</u>	<u>\$ 0</u>	<u>\$ 296,386</u>	<u>\$ 264,056</u>	<u>\$ 0</u>
<u>Other Local Revenues</u>					
<u>Recurring Items</u>					
Investment Income	\$ 153,008	\$ 0	\$ 0	\$ 0	\$ 0
Sale of Materials and Supplies	477	0	768	4,588	0
Rebates	0	0	6,178	0	0
Miscellaneous Refunds	4,116	0	5,159	636	0
<u>Other Local Revenues</u>	<u>0</u>	<u>0</u>	<u>52</u>	<u>4,700</u>	<u>2,995,908</u>
Total Other Local Revenues	<u>\$ 157,601</u>	<u>\$ 0</u>	<u>\$ 12,157</u>	<u>\$ 9,924</u>	<u>\$ 2,995,908</u>
<u>State of Tennessee</u>					
<u>General Government Grants</u>					
On-behalf Contributions for OPEB	\$ 140,488	\$ 0	\$ 0	\$ 0	\$ 0
<u>State Education Funds</u>					
Basic Education Program	34,796,056	0	0	0	0
Early Childhood Education	0	0	0	637,853	0
School Food Service	0	0	27,869	0	0
Other State Education Funds	1,073,252	106,231	0	0	0
Career Ladder Program	79,285	0	0	0	0

(Continued)

Exhibit J-8

Anderson County, Tennessee  
Schedule of Detailed Revenues -  
All Governmental Fund Types  
Discretely Presented Anderson County School Department (Cont.)

	Special Revenue Funds				
	General Purpose School	School Federal Projects	Central Cafeteria	Other Education Special Revenue	Internal School
<u>State of Tennessee (Cont.)</u>					
<u>Other State Revenues</u>					
State Revenue Sharing - T.V.A.	\$ 993,829	\$ 0	\$ 0	\$ 0	\$ 0
Other State Grants	0	95,158	0	0	0
<b>Total State of Tennessee</b>	<b>\$ 37,082,910</b>	<b>\$ 201,389</b>	<b>\$ 27,869</b>	<b>\$ 637,853</b>	<b>\$ 0</b>
<u>Federal Government</u>					
<u>Federal Through State</u>					
USDA School Lunch Program	\$ 0	\$ 0	\$ 2,592,198	\$ 0	\$ 0
USDA - Commodities	0	0	254,408	0	0
Breakfast	0	0	1,174,305	0	0
USDA - Other	0	0	377,423	150,087	0
USDA Food Service Equipment Grant	0	0	4,599	0	0
Vocational Education - Basic Grants to States	0	151,675	0	0	0
Title I Grants to Local Education Agencies	0	1,610,637	0	0	0
Special Education - Grants to States	0	1,491,303	0	0	0
Special Education Preschool Grants	0	99,263	0	0	0
Eisenhower Professional Development State Grants	0	437,034	0	0	0
COVID-19 Grant B	0	2,988,239	0	0	0
COVID-19 Grant C	0	5,576,088	0	0	0
American Rescue Plan Act Grant #1	0	175,060	0	0	0
American Rescue Plan Act Grant #2	0	298,784	0	0	0
American Rescue Plan Act Grant #3	0	8,994	0	0	0
American Rescue Plan Act Grant #4	0	4,520	0	0	0
Other Federal through State	25,000	1,048,948	0	0	0

(Continued)

Exhibit J-8

Anderson County, Tennessee  
Schedule of Detailed Revenues -  
All Governmental Fund Types  
Discretely Presented Anderson County School Department (Cont.)

	Special Revenue Funds				
	General Purpose School	School Federal Projects	Central Cafeteria	Other Education Special Revenue	Internal School
<u>Federal Government (Cont.)</u>					
<u>Direct Federal Revenue</u>					
ROTC Reimbursement	\$ 224,141	\$ 0	\$ 0	\$ 0	\$ 0
Other Direct Federal Revenue	50,500	0	0	4,538,188	0
Total Federal Government	<u>\$ 299,641</u>	<u>\$ 13,890,545</u>	<u>\$ 4,402,933</u>	<u>\$ 4,688,275</u>	<u>\$ 0</u>
<u>Other Governments and Citizens Groups</u>					
<u>Other</u>					
Other	\$ 13,800	\$ 0	\$ 0	\$ 0	\$ 0
Total Other Governments and Citizens Groups	<u>\$ 13,800</u>	<u>\$ 0</u>	<u>\$ 0</u>	<u>\$ 0</u>	<u>\$ 0</u>
Total	<u>\$ 67,583,566</u>	<u>\$ 14,091,934</u>	<u>\$ 4,739,345</u>	<u>\$ 5,600,108</u>	<u>\$ 2,995,908</u>

(Continued)

Exhibit J-8

Anderson County, Tennessee  
Schedule of Detailed Revenues -  
All Governmental Fund Types  
Discretely Presented Anderson County School Department (Cont.)

	<u>Capital Projects Fund</u>	
	Education Capital Projects	Total
<u>Local Taxes</u>		
<u>County Property Taxes</u>		
Current Property Tax	\$ 872,317	\$ 16,201,361
Trustee's Collections - Prior Year	20,694	382,481
Trustee's Collections - Bankruptcy	83	1,873
Circuit Clerk/Clerk and Master Collections - Prior Years	0	168,615
Interest and Penalty	4,366	164,444
Payments in-Lieu-of Taxes - Other	0	492,000
<u>County Local Option Taxes</u>		
Local Option Sales Tax	0	13,065,044
Mixed Drink Tax	0	4,297
Total Local Taxes	<u>\$ 897,460</u>	<u>\$ 30,480,115</u>
<u>Licenses and Permits</u>		
<u>Licenses</u>		
Marriage Licenses	\$ 0	\$ 2,806
Total Licenses and Permits	<u>\$ 0</u>	<u>\$ 2,806</u>
<u>Charges for Current Services</u>		
<u>Education Charges</u>		
Tuition - Regular Day Students	\$ 0	\$ 18,699
Tuition - Other	0	264,056
Lunch Payments - Children	0	102,035
Lunch Payments - Adults	0	28,155
Income from Breakfast	0	16,581
Special Milk Sales	0	611

(Continued)

Exhibit J-8

Anderson County, Tennessee  
Schedule of Detailed Revenues -  
All Governmental Fund Types  
Discretely Presented Anderson County School Department (Cont.)

	<u>Capital Projects Fund</u>	
	Education Capital Projects	Total
<u>Charges for Current Services (Cont.)</u>		
<u>Education Charges (Cont.)</u>		
A la Carte Sales	\$ 0	\$ 149,004
School Based Health Services - FFS	0	306,525
Receipts from Individual Schools	0	112,458
Other Charges for Services	0	6,471
Total Charges for Current Services	<u>\$ 0</u>	<u>\$ 1,004,595</u>
<u>Other Local Revenues</u>		
<u>Recurring Items</u>		
Investment Income	\$ 0	\$ 153,008
Sale of Materials and Supplies	0	5,833
Rebates	0	6,178
Miscellaneous Refunds	26	9,937
<u>Other Local Revenues</u>	0	3,000,660
Total Other Local Revenues	<u>\$ 26</u>	<u>\$ 3,175,616</u>
<u>State of Tennessee</u>		
<u>General Government Grants</u>		
On-behalf Contributions for OPEB	\$ 0	\$ 140,488
<u>State Education Funds</u>		
Basic Education Program	0	34,796,056
Early Childhood Education	0	637,853
School Food Service	0	27,869
Other State Education Funds	0	1,179,483
Career Ladder Program	0	79,285

(Continued)

Exhibit J-8

Anderson County, Tennessee  
Schedule of Detailed Revenues -  
All Governmental Fund Types  
Discretely Presented Anderson County School Department (Cont.)

	<u>Capital Projects Fund</u>	
	Education Capital Projects	Total
<hr/>		
<u>State of Tennessee (Cont.)</u>		
<u>Other State Revenues</u>		
State Revenue Sharing - T.V.A.	\$ 0	\$ 993,829
Other State Grants	0	95,158
Total State of Tennessee	<u>\$ 0</u>	<u>\$ 37,950,021</u>
<u>Federal Government</u>		
<u>Federal Through State</u>		
USDA School Lunch Program	\$ 0	\$ 2,592,198
USDA - Commodities	0	254,408
Breakfast	0	1,174,305
USDA - Other	0	527,510
USDA Food Service Equipment Grant	0	4,599
Vocational Education - Basic Grants to States	0	151,675
Title I Grants to Local Education Agencies	0	1,610,637
Special Education - Grants to States	0	1,491,303
Special Education Preschool Grants	0	99,263
Eisenhower Professional Development State Grants	0	437,034
COVID-19 Grant B	0	2,988,239
COVID-19 Grant C	0	5,576,088
American Rescue Plan Act Grant #1	0	175,060
American Rescue Plan Act Grant #2	0	298,784
American Rescue Plan Act Grant #3	0	8,994
American Rescue Plan Act Grant #4	0	4,520
Other Federal through State	0	1,073,948

(Continued)

Exhibit J-8

Anderson County, Tennessee  
Schedule of Detailed Revenues -  
All Governmental Fund Types  
Discretely Presented Anderson County School Department (Cont.)

	<u>Capital Projects Fund</u>	
	Education Capital Projects	Total
<hr/>		
<u>Federal Government (Cont.)</u>		
<u>Direct Federal Revenue</u>		
ROTC Reimbursement	\$ 0	\$ 224,141
Other Direct Federal Revenue	0	4,588,688
Total Federal Government	<u>\$ 0</u>	<u>\$ 23,281,394</u>
<u>Other Governments and Citizens Groups</u>		
<u>Other</u>		
Other	\$ 0	\$ 13,800
Total Other Governments and Citizens Groups	<u>\$ 0</u>	<u>\$ 13,800</u>
Total	<u>\$ 897,486</u>	<u>\$ 95,908,347</u>

Exhibit J-9

Anderson County, Tennessee  
Schedule of Detailed Expenditures -  
All Governmental Fund Types  
For the Year Ended June 30, 2023

General Fund

General Government

County Commission

Secretary to Board	\$	57,898	
Board and Committee Members Fees		131,206	
Social Security		9,598	
Pensions		9,640	
Life Insurance		889	
Medical Insurance		92,561	
Dental Insurance		4,866	
Disability Insurance		192	
Unemployment Compensation		28	
Employer Medicare		2,273	
Communication		2,996	
Dues and Memberships		2,726	
Legal Services		100	
Legal Notices, Recording, and Court Costs		922	
Maintenance and Repair Services - Office Equipment		152	
Postal Charges		60	
Printing, Stationery, and Forms		12,775	
Rentals		17	
Travel		20,488	
Other Contracted Services		5,477	
Office Supplies		963	
Other Supplies and Materials		663	
In Service/Staff Development		4,675	
Data Processing Equipment		5,922	
Total County Commission			\$ 367,087

Board of Equalization

Board and Committee Members Fees	\$	830	
Social Security		51	
Unemployment Compensation		1	
Employer Medicare		12	
Legal Notices, Recording, and Court Costs		58	
Total Board of Equalization			952

Other Boards and Committees

County Official/Administrative Officer	\$	47,037	
Guards		10,057	
Secretary(ies)		8,385	
Maintenance Personnel		95,998	
Social Security		9,007	
Pensions		8,786	
Life Insurance		337	
Medical Insurance		40,120	
Dental Insurance		1,714	
Disability Insurance		698	
Unemployment Compensation		113	
Employer Medicare		2,106	

(Continued)

Exhibit J-9

Anderson County, Tennessee  
Schedule of Detailed Expenditures -  
All Governmental Fund Types (Cont.)

General Fund (Cont.)

General Government (Cont.)

Other Boards and Committees (Cont.)

Communication	\$	3,538	
Lease Payments		1,250	
Maintenance and Repair Services - Buildings		7,850	
Maintenance and Repair Services - Equipment		2,237	
Maintenance and Repair Services - Vehicles		4,283	
Rentals		7,010	
Disposal Fees		1,920	
Other Contracted Services		6,800	
Crushed Stone		2,865	
Custodial Supplies		2,740	
Gasoline		14,141	
Natural Gas		1,582	
Office Supplies		316	
Tires and Tubes		916	
Uniforms		1,229	
Utilities		36,116	
Water and Sewer		2,280	
Other Supplies and Materials		24,888	
Vehicle and Equipment Insurance		4,500	
Other Charges		138	
Other Construction		307,115	
Total Other Boards and Committees			\$ 658,072

County Mayor/Executive

County Official/Administrative Officer	\$	116,694	
Clerical Personnel		34,065	
Part-time Personnel		6,063	
Other Salaries and Wages		30,720	
Other Per Diem and Fees		4,800	
Social Security		11,484	
Pensions		9,661	
Life Insurance		208	
Medical Insurance		30,143	
Dental Insurance		1,200	
Disability Insurance		197	
Unemployment Compensation		67	
Employer Medicare		2,686	
Dues and Memberships		3,025	
Legal Services		7,650	
Postal Charges		66	
Travel		2,889	
Other Contracted Services		8,474	
Office Supplies		950	
Other Supplies and Materials		1,460	
In Service/Staff Development		900	
Data Processing Equipment		956	
Total County Mayor/Executive			274,358

(Continued)

Exhibit J-9

Anderson County, Tennessee  
Schedule of Detailed Expenditures -  
All Governmental Fund Types (Cont.)

General Fund (Cont.)

General Government (Cont.)

Personnel Office

Supervisor/Director	\$	77,650	
Clerical Personnel		81,909	
Part-time Personnel		1,134	
Social Security		9,088	
Pensions		9,353	
Life Insurance		245	
Medical Insurance		36,714	
Dental Insurance		1,440	
Disability Insurance		728	
Unemployment Compensation		63	
Employer Medicare		2,125	
Communication		578	
Data Processing Services		6,224	
Dues and Memberships		554	
Legal Notices, Recording, and Court Costs		11	
Postal Charges		174	
Travel		960	
Other Contracted Services		2,290	
Office Supplies		2,486	
Other Supplies and Materials		192	
In Service/Staff Development		4,282	
Data Processing Equipment		1,130	
Total Personnel Office			\$ 239,330

County Attorney

County Official/Administrative Officer	\$	166,037	
Paraprofessionals		68,414	
Secretary(ies)		57,471	
Social Security		16,572	
Pensions		18,061	
Life Insurance		268	
Medical Insurance		30,186	
Dental Insurance		1,307	
Disability Insurance		1,015	
Unemployment Compensation		63	
Employer Medicare		4,062	
Dues and Memberships		2,611	
Legal Services		70,186	
Legal Notices, Recording, and Court Costs		5	
Postal Charges		1,369	
Travel		1,487	
Other Contracted Services		4,526	
Office Supplies		4,480	
Other Supplies and Materials		1,500	
In Service/Staff Development		650	
Total County Attorney			450,270

(Continued)

Exhibit J-9

Anderson County, Tennessee  
Schedule of Detailed Expenditures -  
All Governmental Fund Types (Cont.)

General Fund (Cont.)

General Government (Cont.)

Election Commission

County Official/Administrative Officer	\$	90,931	
Deputy(ies)		125,156	
Part-time Personnel		18,756	
Other Salaries and Wages		8,911	
Election Commission		9,520	
Election Workers		100,175	
Social Security		19,295	
Pensions		11,218	
Life Insurance		370	
Medical Insurance		17,525	
Dental Insurance		2,888	
Disability Insurance		869	
Unemployment Compensation		212	
Employer Medicare		4,513	
Communication		3,788	
Data Processing Services		4,489	
Dues and Memberships		613	
Legal Notices, Recording, and Court Costs		12,881	
Maintenance Agreements		17,550	
Postal Charges		7,088	
Printing, Stationery, and Forms		12,008	
Rentals		5,564	
Travel		5,179	
Other Contracted Services		4,190	
Office Supplies		4,980	
Other Supplies and Materials		985	
In Service/Staff Development		400	
Total Election Commission			\$ 490,054

Register of Deeds

County Official/Administrative Officer	\$	101,034
Clerical Personnel		178,134
Social Security		16,132
Pensions		16,200
Life Insurance		351
Medical Insurance		50,524
Dental Insurance		2,072
Disability Insurance		1,171
Unemployment Compensation		63
Employer Medicare		3,773
Dues and Memberships		983
Maintenance and Repair Services - Office Equipment		37,077
Postal Charges		1,519
Printing, Stationery, and Forms		1,152
Rentals		797
Travel		5,150
Other Contracted Services		15,225

(Continued)

Exhibit J-9

Anderson County, Tennessee  
Schedule of Detailed Expenditures -  
All Governmental Fund Types (Cont.)

General Fund (Cont.)

General Government (Cont.)

Register of Deeds (Cont.)

Data Processing Supplies	\$	124	
Office Supplies		712	
In Service/Staff Development		685	
Other Capital Outlay		1,260	
Total Register of Deeds			\$ 434,138

Planning

Supervisor/Director	\$	70,396	
Part-time Personnel		25,164	
Other Salaries and Wages		78,186	
Social Security		9,788	
Pensions		8,584	
Life Insurance		246	
Medical Insurance		33,355	
Dental Insurance		1,439	
Disability Insurance		684	
Unemployment Compensation		95	
Employer Medicare		2,289	
Communication		3,050	
Data Processing Services		1,308	
Dues and Memberships		295	
Legal Notices, Recording, and Court Costs		1,667	
Maintenance Agreements		1,645	
Maintenance and Repair Services - Vehicles		3,500	
Postal Charges		1,386	
Printing, Stationery, and Forms		145	
Other Contracted Services		33,915	
Gasoline		4,210	
Office Supplies		499	
Other Supplies and Materials		2,649	
Vehicle and Equipment Insurance		3,000	
In Service/Staff Development		923	
Data Processing Equipment		1,831	
Total Planning			290,249

Building

Maintenance and Repair Services - Buildings	\$	31,331	
Maintenance and Repair Services - Equipment		3,257	
Other Supplies and Materials		515	
Total Building			35,103

County Buildings

Supervisor/Director	\$	57,475	
Clerical Personnel		3,600	
Custodial Personnel		122,010	
Maintenance Personnel		29,468	
Other Salaries and Wages		5,756	

(Continued)

Exhibit J-9

Anderson County, Tennessee  
Schedule of Detailed Expenditures -  
All Governmental Fund Types (Cont.)

General Fund (Cont.)

General Government (Cont.)

County Buildings (Cont.)

Social Security	\$	12,156	
Pensions		12,607	
Life Insurance		540	
Medical Insurance		55,855	
Dental Insurance		2,602	
Disability Insurance		994	
Unemployment Compensation		128	
Employer Medicare		2,843	
Communication		1,451	
Janitorial Services		11,643	
Maintenance and Repair Services - Buildings		113,052	
Maintenance and Repair Services - Vehicles		220	
Pest Control		1,860	
Disposal Fees		5,758	
Other Contracted Services		38,327	
Custodial Supplies		35,633	
Electricity		189,181	
Gasoline		5,587	
Natural Gas		39,251	
Office Supplies		1,130	
Small Tools		293	
Tires and Tubes		730	
Uniforms		3,169	
Water and Sewer		14,102	
Other Supplies and Materials		15,036	
Other Charges		5,045	
Building Improvements		39,060	
Heating and Air Conditioning Equipment		23,600	
Other Construction		3,065	
Total County Buildings			\$ 853,227

Other General Administration

Accounting Services	\$	1,060	
Audit Services		32,392	
Legal Services		1,828	
Legal Notices, Recording, and Court Costs		248	
Remittance of Revenue Collected		9,661	
Other Contracted Services		73,257	
Other Supplies and Materials		6,273	
Workers' Compensation Insurance		325,000	
Other Charges		1,636	
Total Other General Administration			451,355

Preservation of Records

Clerical Personnel	\$	27,414	
Part-time Personnel		5,500	
Social Security		1,824	

(Continued)

Exhibit J-9

Anderson County, Tennessee  
Schedule of Detailed Expenditures -  
All Governmental Fund Types (Cont.)

General Fund (Cont.)

General Government (Cont.)

Preservation of Records (Cont.)

Pensions	\$	1,595	
Life Insurance		63	
Medical Insurance		5,033	
Dental Insurance		283	
Disability Insurance		123	
Unemployment Compensation		30	
Employer Medicare		427	
Postal Charges		7	
Travel		348	
Other Contracted Services		9,710	
In Service/Staff Development		85	
Data Processing Equipment		404	
Office Equipment		869	
Total Preservation of Records	\$		53,715

Finance

Accounting and Budgeting

County Official/Administrative Officer	\$	101,034	
Accountants/Bookkeepers		353,849	
Part-time Personnel		2,886	
Social Security		26,614	
Pensions		24,949	
Life Insurance		598	
Medical Insurance		55,692	
Dental Insurance		6,586	
Disability Insurance		1,870	
Unemployment Compensation		167	
Employer Medicare		6,219	
Dues and Memberships		655	
Legal Notices, Recording, and Court Costs		500	
Maintenance Agreements		64,912	
Postal Charges		4,735	
Printing, Stationery, and Forms		2,959	
Travel		1,685	
Other Contracted Services		120	
Duplicating Supplies		728	
Office Supplies		2,775	
In Service/Staff Development		2,509	
Other Charges		860	
Data Processing Equipment		5,074	
Total Accounting and Budgeting			667,976

Purchasing

County Official/Administrative Officer	\$	65,772
Purchasing Personnel		60,385
Social Security		7,579
Pensions		7,431

(Continued)

Exhibit J-9

Anderson County, Tennessee  
Schedule of Detailed Expenditures -  
All Governmental Fund Types (Cont.)

General Fund (Cont.)

Finance (Cont.)

Purchasing (Cont.)

Life Insurance	\$	241	
Medical Insurance		29,958	
Dental Insurance		1,350	
Disability Insurance		634	
Unemployment Compensation		52	
Employer Medicare		1,772	
Dues and Memberships		20	
Postal Charges		1,094	
Printing, Stationery, and Forms		185	
Rentals		677	
Travel		24	
Other Contracted Services		13,505	
Office Supplies		2,153	
Other Supplies and Materials		1,224	
In Service/Staff Development		210	
Data Processing Equipment		806	
Total Purchasing			\$ 195,072

Property Assessor's Office

County Official/Administrative Officer	\$	101,034	
Deputy(ies)		322,140	
Social Security		25,495	
Pensions		24,655	
Life Insurance		609	
Medical Insurance		36,675	
Dental Insurance		2,782	
Disability Insurance		1,494	
Unemployment Compensation		169	
Employer Medicare		5,963	
Audit Services		57,745	
Communication		1,619	
Data Processing Services		20,293	
Dues and Memberships		2,416	
Lease Payments		731	
Legal Services		68,154	
Maintenance Agreements		3,333	
Maintenance and Repair Services - Vehicles		327	
Postal Charges		2,523	
Printing, Stationery, and Forms		1,480	
Travel		1,787	
Other Contracted Services		5,444	
Gasoline		1,782	
Office Supplies		2,983	
Other Supplies and Materials		184	
In Service/Staff Development		3,515	
Furniture and Fixtures		15,177	
Office Equipment		5,509	
Total Property Assessor's Office			716,018

(Continued)

Exhibit J-9

Anderson County, Tennessee  
Schedule of Detailed Expenditures -  
All Governmental Fund Types (Cont.)

General Fund (Cont.)

Finance (Cont.)

County Trustee's Office

County Official/Administrative Officer	\$	101,034	
Clerical Personnel		331,289	
Part-time Personnel		17,385	
Social Security		26,212	
Pensions		24,064	
Life Insurance		786	
Medical Insurance		96,385	
Dental Insurance		3,862	
Disability Insurance		1,321	
Unemployment Compensation		282	
Employer Medicare		6,130	
Data Processing Services		7,595	
Dues and Memberships		1,098	
Legal Notices, Recording, and Court Costs		111	
Maintenance Agreements		26,619	
Postal Charges		14,819	
Printing, Stationery, and Forms		9,074	
Rentals		15,242	
Travel		1,502	
Other Contracted Services		1,300	
Office Supplies		4,869	
Utilities		3,912	
Water and Sewer		675	
Other Supplies and Materials		1,983	
In Service/Staff Development		650	
Furniture and Fixtures		982	
Other Equipment		11,732	
Total County Trustee's Office			\$ 710,913

County Clerk's Office

County Official/Administrative Officer	\$	101,034
Clerical Personnel		532,506
Part-time Personnel		47,736
Social Security		40,856
Pensions		34,307
Life Insurance		1,338
Medical Insurance		67,833
Dental Insurance		6,412
Disability Insurance		2,234
Unemployment Compensation		483
Employer Medicare		9,555
Communication		453
Data Processing Services		21,580
Dues and Memberships		823
Janitorial Services		3,600
Legal Notices, Recording, and Court Costs		389
Maintenance and Repair Services - Buildings		6,224

(Continued)

Exhibit J-9

Anderson County, Tennessee  
Schedule of Detailed Expenditures -  
All Governmental Fund Types (Cont.)

General Fund (Cont.)

Finance (Cont.)

County Clerk's Office (Cont.)

Postal Charges	\$	56,338	
Printing, Stationery, and Forms		6,570	
Travel		588	
Other Contracted Services		11,568	
Data Processing Supplies		2,782	
Office Supplies		11,374	
In Service/Staff Development		464	
Data Processing Equipment		10,182	
Furniture and Fixtures		3,920	
Other Equipment		10,283	
Total County Clerk's Office			\$ 991,432

Data Processing

County Official/Administrative Officer	\$	78,212	
Data Processing Personnel		114,640	
Clerical Personnel		5,241	
Other Salaries and Wages		3,077	
Social Security		11,331	
Pensions		11,136	
Life Insurance		336	
Medical Insurance		47,803	
Dental Insurance		2,013	
Disability Insurance		879	
Unemployment Compensation		90	
Employer Medicare		2,650	
Communication		1,293	
Maintenance and Repair Services - Vehicles		607	
Travel		265	
Other Contracted Services		121,760	
Gasoline		1,226	
Office Supplies		1,010	
Other Supplies and Materials		4,501	
In Service/Staff Development		605	
Data Processing Equipment		1,229	
Total Data Processing			409,904

Administration of Justice

Circuit Court

County Official/Administrative Officer	\$	101,034
Clerical Personnel		763,933
Part-time Personnel		35,827
Overtime Pay		6,026
Jury and Witness Expense		13,874
Social Security		53,806
Pensions		45,540
Life Insurance		1,578
Medical Insurance		123,752

(Continued)

Exhibit J-9

Anderson County, Tennessee  
Schedule of Detailed Expenditures -  
All Governmental Fund Types (Cont.)

General Fund (Cont.)

Administration of Justice (Cont.)

Circuit Court (Cont.)

Dental Insurance	\$	7,056	
Disability Insurance		3,058	
Unemployment Compensation		565	
Employer Medicare		12,584	
Communication		453	
Contracts with Other Public Agencies		28,112	
Dues and Memberships		500	
Legal Notices, Recording, and Court Costs		315	
Maintenance Agreements		10,008	
Maintenance and Repair Services - Office Equipment		486	
Postal Charges		15,040	
Printing, Stationery, and Forms		7,986	
Travel		478	
Other Contracted Services		609	
Duplicating Supplies		4,998	
Gasoline		1,061	
Office Supplies		12,437	
Other Supplies and Materials		2,820	
In Service/Staff Development		1,453	
Data Processing Equipment		9,981	
Furniture and Fixtures		5,444	
Total Circuit Court			\$ 1,270,814

Criminal Court

Office Supplies	\$	412	
Total Criminal Court			412

General Sessions Judge

Judge(s)	\$	368,972	
Assistant(s)		108,673	
Other Salaries and Wages		5,039	
Social Security		28,921	
Pensions		21,068	
Life Insurance		242	
Medical Insurance		35,227	
Dental Insurance		1,499	
Disability Insurance		366	
Unemployment Compensation		93	
Employer Medicare		6,764	
Dues and Memberships		420	
Maintenance and Repair Services - Office Equipment		436	
Printing, Stationery, and Forms		625	
Travel		1,742	
Other Contracted Services		1,197	
Office Supplies		1,248	
In Service/Staff Development		700	
Total General Sessions Judge			583,232

(Continued)

Exhibit J-9

Anderson County, Tennessee  
Schedule of Detailed Expenditures -  
All Governmental Fund Types (Cont.)

General Fund (Cont.)

Administration of Justice (Cont.)

Drug Court

Supervisor/Director	\$	49,465	
Social Security		2,863	
Pensions		2,888	
Life Insurance		90	
Medical Insurance		9,321	
Dental Insurance		434	
Disability Insurance		218	
Unemployment Compensation		21	
Employer Medicare		670	
Dues and Memberships		240	
Travel		1,592	
Other Contracted Services		25,884	
Office Supplies		1,190	
Other Supplies and Materials		3,712	
Workers' Compensation Insurance		275	
In Service/Staff Development		1,410	
Data Processing Equipment		696	
Total Drug Court			\$ 100,969

Chancery Court

County Official/Administrative Officer	\$	101,034	
Clerical Personnel		263,900	
Social Security		21,318	
Pensions		21,322	
Life Insurance		505	
Medical Insurance		65,887	
Dental Insurance		2,624	
Disability Insurance		1,636	
Unemployment Compensation		147	
Employer Medicare		4,986	
Dues and Memberships		823	
Financial Advisory Services		382	
Legal Notices, Recording, and Court Costs		52	
Maintenance Agreements		3,760	
Maintenance and Repair Services - Office Equipment		17,940	
Postal Charges		6,568	
Printing, Stationery, and Forms		756	
Data Processing Supplies		169	
Duplicating Supplies		1,400	
Office Supplies		4,402	
Other Supplies and Materials		370	
Data Processing Equipment		2,590	
Total Chancery Court			522,571

Juvenile Court

Judge(s)	\$	184,486
Supervisor/Director		23,457

(Continued)

Exhibit J-9

Anderson County, Tennessee  
Schedule of Detailed Expenditures -  
All Governmental Fund Types (Cont.)

General Fund (Cont.)

Administration of Justice (Cont.)

Juvenile Court (Cont.)

Other Salaries and Wages	\$	275,336	
Social Security		26,895	
Pensions		27,676	
Life Insurance		642	
Medical Insurance		56,707	
Dental Insurance		3,409	
Disability Insurance		1,285	
Unemployment Compensation		146	
Employer Medicare		6,741	
Communication		597	
Contracts with Government Agencies		79,755	
Dues and Memberships		310	
Maintenance and Repair Services - Vehicles		500	
Postal Charges		3,957	
Printing, Stationery, and Forms		189	
Rentals		2,418	
Travel		4,385	
Gasoline		46	
Office Supplies		32	
Other Supplies and Materials		3,109	
Vehicle and Equipment Insurance		750	
In Service/Staff Development		222	
Total Juvenile Court			\$ 703,050

District Attorney General

Other Salaries and Wages	\$	258,475	
Social Security		14,665	
Pensions		12,283	
Life Insurance		422	
Medical Insurance		61,188	
Dental Insurance		2,062	
Disability Insurance		885	
Unemployment Compensation		183	
Employer Medicare		3,430	
Rentals		48,000	
Travel		1,369	
Gasoline		692	
Other Supplies and Materials		16,728	
Liability Insurance		674	
Vehicle and Equipment Insurance		500	
Other Charges		953	
Total District Attorney General			422,509

Office of Public Defender

Part-time Personnel	\$	35,192	
Social Security		2,182	
Unemployment Compensation		42	
Employer Medicare		510	
Total Office of Public Defender			37,926

(Continued)

Exhibit J-9

Anderson County, Tennessee  
Schedule of Detailed Expenditures -  
All Governmental Fund Types (Cont.)

General Fund (Cont.)

Administration of Justice (Cont.)

Judicial Commissioners

Office Supplies	\$ 1,534	
Total Judicial Commissioners		\$ 1,534

Probate Court

Office Supplies	\$ 2,998	
Total Probate Court		2,998

Other Administration of Justice

Supervisor/Director	\$ 47,325	
Probation Officer(s)	36,811	
Social Security	4,898	
Pensions	4,894	
Life Insurance	180	
Medical Insurance	18,643	
Dental Insurance	868	
Disability Insurance	405	
Unemployment Compensation	42	
Employer Medicare	1,146	
Travel	440	
Other Contracted Services	6,843	
Office Supplies	942	
Other Supplies and Materials	459	
Total Other Administration of Justice		123,896

Courtroom Security

Other Contracted Services	\$ 5,080	
Law Enforcement Supplies	614	
Other Supplies and Materials	303	
Other Capital Outlay	8,854	
Total Courtroom Security		14,851

Victim Assistance Programs

Remittance of Revenue Collected	\$ 31,517	
Total Victim Assistance Programs		31,517

Public Safety

Sheriff's Department

County Official/Administrative Officer	\$ 111,137
Supervisor/Director	78,753
Deputy(ies)	2,459,695
Secretary(ies)	52,542
Clerical Personnel	71,594
School Resource Officer	660,966
Overtime Pay	166,852
Other Salaries and Wages	485,194
Social Security	236,929
Pensions	233,522

(Continued)

Exhibit J-9

Anderson County, Tennessee  
Schedule of Detailed Expenditures -  
All Governmental Fund Types (Cont.)

General Fund (Cont.)

Public Safety (Cont.)

Sheriff's Department (Cont.)

Life Insurance	\$	6,623	
Medical Insurance		745,615	
Dental Insurance		34,795	
Disability Insurance		15,035	
Unemployment Compensation		2,076	
Employer Medicare		55,061	
Communication		44,475	
Contracts with Government Agencies		11,549	
Contracts with Private Agencies		37,666	
Dues and Memberships		2,500	
Maintenance and Repair Services - Equipment		1,260	
Maintenance and Repair Services - Vehicles		11,531	
Medical and Dental Services		7,485	
Postal Charges		11,128	
Printing, Stationery, and Forms		1,747	
Rentals		2,283	
Towing Services		175	
Travel		8,376	
Duplicating Supplies		2,257	
Gasoline		208,264	
Law Enforcement Supplies		13,601	
Office Supplies		5,655	
Tires and Tubes		23,181	
Uniforms		39,968	
Utilities		1,845	
Other Supplies and Materials		122	
Liability Insurance		59,600	
Vehicle and Equipment Insurance		55,000	
In Service/Staff Development		6,512	
Communication Equipment		25,525	
Data Processing Equipment		9,469	
Law Enforcement Equipment		45,611	
Other Capital Outlay		4,023	
Total Sheriff's Department			\$ 6,057,197

Jail

Guards	\$	3,483,369
Clerical Personnel		52,542
Overtime Pay		97,094
Social Security		215,375
Pensions		183,773
Life Insurance		5,928
Medical Insurance		484,336
Dental Insurance		21,776
Disability Insurance		11,820
Unemployment Compensation		2,580
Employer Medicare		50,370

(Continued)

Exhibit J-9

Anderson County, Tennessee  
Schedule of Detailed Expenditures -  
All Governmental Fund Types (Cont.)

General Fund (Cont.)

Public Safety (Cont.)

Jail (Cont.)

Communication	\$	12,363	
Contracts with Government Agencies		2,520	
Contracts with Private Agencies		111,792	
Maintenance and Repair Services - Buildings		39,952	
Medical and Dental Services		12,125	
Pest Control		480	
Printing, Stationery, and Forms		349	
Travel		6,017	
Disposal Fees		8,000	
Other Contracted Services		992,132	
Custodial Supplies		59,702	
Duplicating Supplies		5,223	
Electricity		164,519	
Food Preparation Supplies		300	
Gasoline		27,918	
Law Enforcement Supplies		6,918	
Natural Gas		83,918	
Office Supplies		7,056	
Prisoners Clothing		19,598	
Uniforms		31,894	
Water and Sewer		151,710	
Other Supplies and Materials		48,001	
Building and Contents Insurance		26,000	
Liability Insurance		39,374	
Medical Claims		814,114	
Vehicle and Equipment Insurance		8,805	
In Service/Staff Development		4,360	
Other Charges		4,900	
Communication Equipment		6,588	
Data Processing Equipment		8,962	
Furniture and Fixtures		5,974	
Heating and Air Conditioning Equipment		97,382	
Law Enforcement Equipment		6,812	
Motor Vehicles		38,173	
Other Equipment		119,727	
Other Construction		2,879	
Other Capital Outlay		233,530	
Total Jail			\$ 7,819,030
<u>Correctional Incentive Program Improvements</u>			
Supervisor/Director	\$	59,397	
Social Security		3,522	
Pensions		3,390	
Life Insurance		66	
Medical Insurance		5,268	
Dental Insurance		296	
Disability Insurance		258	

(Continued)

Exhibit J-9

Anderson County, Tennessee  
Schedule of Detailed Expenditures -  
All Governmental Fund Types (Cont.)

General Fund (Cont.)

Public Safety (Cont.)

Correctional Incentive Program Improvements (Cont.)

Unemployment Compensation	\$	21	
Employer Medicare		824	
Travel		396	
Other Supplies and Materials		8,952	
In Service/Staff Development		140	
Total Correctional Incentive Program Improvements	\$		82,530

Commissary

Other Supplies and Materials	\$	12,811	
Other Charges		4,900	
Furniture and Fixtures		4,661	
Other Equipment		4,900	
Other Capital Outlay		7,490	
Total Commissary			34,762

Civil Defense

County Official/Administrative Officer	\$	16,760	
Assistant(s)		47,400	
Supervisor/Director		27,852	
Part-time Personnel		12,773	
Social Security		6,190	
Pensions		4,356	
Life Insurance		118	
Medical Insurance		13,850	
Dental Insurance		630	
Disability Insurance		254	
Unemployment Compensation		64	
Employer Medicare		1,448	
Communication		4,722	
Contracts with Government Agencies		2,000	
Contributions		420,470	
Maintenance and Repair Services - Equipment		6,839	
Maintenance and Repair Services - Vehicles		8,698	
Rentals		4,100	
Travel		2,008	
Other Contracted Services		15,500	
Gasoline		9,942	
Office Supplies		4,690	
Tires and Tubes		4,006	
Uniforms		3,281	
Utilities		1,278	
Other Supplies and Materials		50,536	
Building and Contents Insurance		2,500	
Vehicle and Equipment Insurance		10,000	
In Service/Staff Development		1,330	
Other Charges		4,255	
Building Improvements		13,924	

(Continued)

Exhibit J-9

Anderson County, Tennessee  
Schedule of Detailed Expenditures -  
All Governmental Fund Types (Cont.)

General Fund (Cont.)

Public Safety (Cont.)

Civil Defense (Cont.)

Communication Equipment	\$	3,950	
Furniture and Fixtures		2,788	
Office Equipment		12,012	
Total Civil Defense			\$ 720,524

Rescue Squad

Contributions	\$	40,000	
Total Rescue Squad			40,000

Other Emergency Management

Dispatchers/Radio Operators	\$	498,578	
Overtime Pay		96,301	
Social Security		37,037	
Pensions		31,028	
Life Insurance		884	
Medical Insurance		110,098	
Dental Insurance		4,791	
Disability Insurance		1,645	
Unemployment Compensation		410	
Employer Medicare		8,662	
Communication		1,110	
Contracts with Government Agencies		2,240	
Contracts with Private Agencies		3,450	
Medical and Dental Services		1,300	
Travel		766	
Uniforms		2,963	
In Service/Staff Development		80	
Total Other Emergency Management			801,343

County Coroner/Medical Examiner

Other Contracted Services	\$	400,000	
Total County Coroner/Medical Examiner			400,000

Other Public Safety

Supervisor/Director	\$	54,718	
Mechanic(s)		126,307	
Clerical Personnel		1,498	
Part-time Personnel		10,528	
Other Salaries and Wages		35,233	
Social Security		13,096	
Pensions		12,632	
Life Insurance		426	
Medical Insurance		44,786	
Dental Insurance		1,714	
Disability Insurance		1,010	
Unemployment Compensation		135	
Employer Medicare		3,063	

(Continued)

Exhibit J-9

Anderson County, Tennessee  
Schedule of Detailed Expenditures -  
All Governmental Fund Types (Cont.)

General Fund (Cont.)

Public Safety (Cont.)

Other Public Safety (Cont.)

Communication	\$	4,511	
Dues and Memberships		564	
Maintenance and Repair Services - Vehicles		24,491	
Rentals		23,713	
Towing Services		4,125	
Travel		972	
Disposal Fees		488	
Other Contracted Services		31,975	
Garage Supplies		18,344	
Gasoline		5,972	
Lubricants		7,444	
Office Supplies		5,955	
Small Tools		3,390	
Tires and Tubes		19,304	
Uniforms		5,888	
Utilities		18,078	
Vehicle Parts		25,816	
Other Supplies and Materials		1,414	
Vehicle and Equipment Insurance		1,443	
In Service/Staff Development		900	
Building Improvements		22,447	
Data Processing Equipment		9,320	
Furniture and Fixtures		9,027	
Other Equipment		91,581	
Total Other Public Safety			\$ 642,308

Public Health and Welfare

Local Health Center

Clerical Personnel	\$	30,481
Other Salaries and Wages		22,788
Social Security		3,057
Pensions		2,319
Life Insurance		140
Medical Insurance		9,219
Dental Insurance		518
Disability Insurance		186
Unemployment Compensation		63
Employer Medicare		715
Communication		3,339
Dues and Memberships		560
Maintenance and Repair Services - Buildings		8,497
Maintenance and Repair Services - Equipment		1,650
Rentals		691
Disposal Fees		960
Other Contracted Services		4,389
Electricity		28,588
Natural Gas		124

(Continued)

Exhibit J-9

Anderson County, Tennessee  
Schedule of Detailed Expenditures -  
All Governmental Fund Types (Cont.)

General Fund (Cont.)

Public Health and Welfare (Cont.)

Local Health Center (Cont.)

Office Supplies	\$	6,564	
Other Supplies and Materials		4,667	
Building and Contents Insurance		2,400	
Liability Insurance		1,000	
In Service/Staff Development		129	
Other Charges		8,546	
Building Improvements		3,724	
Heating and Air Conditioning Equipment		4,871	
Total Local Health Center			\$ 150,185

Rabies and Animal Control

Supervisor/Director	\$	56,379	
Part-time Personnel		16,009	
Other Salaries and Wages		110,409	
Social Security		10,880	
Pensions		7,051	
Life Insurance		342	
Medical Insurance		16,989	
Dental Insurance		749	
Disability Insurance		437	
Unemployment Compensation		182	
Employer Medicare		2,545	
Communication		4,812	
Dues and Memberships		300	
Licenses		4,415	
Maintenance and Repair Services - Vehicles		3,000	
Printing, Stationery, and Forms		492	
Travel		33	
Other Contracted Services		24,945	
Animal Food and Supplies		1,668	
Gasoline		14,349	
Office Supplies		173	
Tires and Tubes		1,196	
Uniforms		1,641	
Other Supplies and Materials		6,416	
Vehicle and Equipment Insurance		1,500	
In Service/Staff Development		789	
Other Equipment		14,636	
Total Rabies and Animal Control			302,337

Dental Health Program

Medical Personnel	\$	204,256
Social Security		11,709
Pensions		6,189
Life Insurance		268
Medical Insurance		42,353
Dental Insurance		1,764

(Continued)

Exhibit J-9

Anderson County, Tennessee  
Schedule of Detailed Expenditures -  
All Governmental Fund Types (Cont.)

General Fund (Cont.)

Public Health and Welfare (Cont.)

Dental Health Program (Cont.)

Disability Insurance	\$	559	
Unemployment Compensation		138	
Employer Medicare		2,738	
Communication		502	
Maintenance Agreements		2,508	
Maintenance and Repair Services - Equipment		2,025	
Maintenance and Repair Services - Vehicles		551	
Postal Charges		176	
Travel		56	
Disposal Fees		40	
Other Contracted Services		1,521	
Gasoline		69	
Office Supplies		918	
Other Supplies and Materials		15,245	
Liability Insurance		3,458	
In Service/Staff Development		400	
Other Charges		1,359	
Total Dental Health Program			\$ 298,802

Other Local Health Services

Medical Personnel	\$	194,384	
Clerical Personnel		24,212	
Social Security		11,982	
Pensions		10,111	
Life Insurance		542	
Medical Insurance		63,708	
Dental Insurance		2,605	
Disability Insurance		793	
Unemployment Compensation		187	
Employer Medicare		2,802	
Travel		2,843	
Workers' Compensation Insurance		3,000	
Total Other Local Health Services			317,169

Appropriation to State

Contracts with Other Public Agencies	\$	123,486	
Total Appropriation to State			123,486

Social, Cultural, and Recreational Services

Senior Citizens Assistance

Supervisor/Director	\$	50,425	
Clerical Personnel		2,000	
Part-time Personnel		41,610	
Social Security		5,802	
Pensions		3,056	
Life Insurance		90	
Dental Insurance		297	

(Continued)

Exhibit J-9

Anderson County, Tennessee  
Schedule of Detailed Expenditures -  
All Governmental Fund Types (Cont.)

General Fund (Cont.)

Social, Cultural, and Recreational Services (Cont.)

Senior Citizens Assistance (Cont.)

Disability Insurance	\$	243	
Unemployment Compensation		113	
Employer Medicare		1,357	
Communication		5,214	
Maintenance and Repair Services - Buildings		1,838	
Travel		308	
Disposal Fees		960	
Other Contracted Services		7,554	
Custodial Supplies		1,892	
Electricity		12,028	
Gasoline		666	
Natural Gas		2,671	
Office Supplies		731	
Water and Sewer		651	
Other Supplies and Materials		3,706	
Total Senior Citizens Assistance			\$ 143,212

Parks and Fair Boards

Contributions	\$	3,000	
Total Parks and Fair Boards			3,000

Agriculture and Natural Resources

Agricultural Extension Service

Dues and Memberships	\$	700	
Postal Charges		752	
Travel		2,215	
Other Contracted Services		146,774	
Office Supplies		995	
Other Supplies and Materials		899	
In Service/Staff Development		492	
Data Processing Equipment		834	
Total Agricultural Extension Service			153,661

Soil Conservation

Secretary(ies)	\$	36,482	
Social Security		2,250	
Pensions		2,122	
Life Insurance		66	
Disability Insurance		175	
Unemployment Compensation		21	
Employer Medicare		526	
Total Soil Conservation			41,642

Storm Water Management

Maintenance Agreements	\$	3,460	
Other Contracted Services		29,228	
Other Charges		82	
Total Storm Water Management			32,770

(Continued)

Exhibit J-9

Anderson County, Tennessee  
Schedule of Detailed Expenditures -  
All Governmental Fund Types (Cont.)

General Fund (Cont.)

Other Operations

Industrial Development

Contributions	\$ 279,544	
Total Industrial Development		\$ 279,544

Veterans' Services

County Official/Administrative Officer	\$ 59,403	
Assistant(s)	20,522	
Social Security	4,836	
Pensions	4,649	
Life Insurance	180	
Medical Insurance	5,268	
Dental Insurance	868	
Disability Insurance	371	
Unemployment Compensation	42	
Employer Medicare	1,131	
Advertising	260	
Communication	507	
Maintenance Agreements	449	
Postal Charges	130	
Printing, Stationery, and Forms	75	
Rentals	525	
Travel	2,334	
Other Contracted Services	3,450	
Office Supplies	920	
Total Veterans' Services		105,920

Other Charges

Contributions	\$ 11,000	
Other Contracted Services	1,077	
Building and Contents Insurance	5,100	
Liability Insurance	118,000	
Trustee's Commission	360,985	
Total Other Charges		496,162

Contributions to Other Agencies

Contributions	\$ 104,204	
Total Contributions to Other Agencies		104,204

Miscellaneous

County Official/Administrative Officer	\$ 10,000	
Social Security	579	
Pensions	585	
Disability Insurance	46	
Unemployment Compensation	2	
Employer Medicare	136	
Communication	201,097	
Dues and Memberships	12,206	
Other Contracted Services	6,666	
Total Miscellaneous		231,317

(Continued)

Exhibit J-9

Anderson County, Tennessee  
Schedule of Detailed Expenditures -  
All Governmental Fund Types (Cont.)

General Fund (Cont.)

Capital Projects

Public Utility Projects

Contracts with Other Public Agencies	\$ 8,000	
Total Public Utility Projects		<u>\$ 8,000</u>

Total General Fund \$ 31,494,609

Public Library Fund

Social, Cultural, and Recreational Services

Libraries

Librarians	\$ 288,793	
Part-time Personnel	108,672	
Social Security	22,801	
Pensions	16,486	
Life Insurance	684	
Medical Insurance	97,279	
Dental Insurance	4,127	
Disability Insurance	1,277	
Unemployment Compensation	435	
Employer Medicare	5,333	
Communication	17,331	
Data Processing Services	5,463	
Dues and Memberships	366	
Maintenance Agreements	2,253	
Maintenance and Repair Services - Buildings	655	
Pest Control	240	
Postal Charges	633	
Rentals	212	
Travel	486	
Custodial Supplies	1,457	
Library Books/Media	35,005	
Office Supplies	4,236	
Periodicals	1,257	
Utilities	26,829	
Other Supplies and Materials	7,713	
Trustee's Commission	10,430	
Workers' Compensation Insurance	1,119	
In Service/Staff Development	330	
Data Processing Equipment	11,184	
Furniture and Fixtures	<u>3,312</u>	
Total Libraries		<u>\$ 676,398</u>

Total Public Library Fund 676,398

Solid Waste/Sanitation Fund

Public Health and Welfare

Sanitation Management

Supervisor/Director	\$ 46,163
Laborers	24,024

(Continued)

Exhibit J-9

Anderson County, Tennessee  
Schedule of Detailed Expenditures -  
All Governmental Fund Types (Cont.)

Solid Waste/Sanitation Fund (Cont.)

Public Health and Welfare (Cont.)

Sanitation Management (Cont.)

Social Security	\$	3,795	
Pensions		3,544	
Life Insurance		150	
Medical Insurance		24,636	
Dental Insurance		952	
Disability Insurance		308	
Unemployment Compensation		45	
Employer Medicare		888	
Advertising		1,956	
Communication		752	
Maintenance and Repair Services - Vehicles		3,000	
Other Contracted Services		236	
Gasoline		2,782	
Trustee's Commission		33,659	
Vehicle and Equipment Insurance		1,500	
Workers' Compensation Insurance		2,492	
Total Sanitation Management			\$ 150,882

Convenience Centers

Rentals	\$	4,023	
Other Contracted Services		758,633	
Crushed Stone		1,765	
Electricity		7,347	
General Construction Materials		19	
Water and Sewer		3,648	
Other Supplies and Materials		1,233	
Solid Waste Equipment		3,414	
Total Convenience Centers			780,082

Other Waste Collection

Supervisor/Director	\$	2,764	
Deputy(ies)		7,394	
Social Security		488	
Pensions		625	
Life Insurance		9	
Medical Insurance		1,378	
Dental Insurance		42	
Disability Insurance		41	
Unemployment Compensation		14	
Employer Medicare		114	
Maintenance and Repair Services - Vehicles		2,000	
Other Contracted Services		33,000	
Gasoline		2,715	
Instructional Supplies and Materials		5,962	
Uniforms		524	
Vehicle and Equipment Insurance		1,700	
Total Other Waste Collection			58,770

(Continued)

Exhibit J-9

Anderson County, Tennessee  
Schedule of Detailed Expenditures -  
All Governmental Fund Types (Cont.)

Solid Waste/Sanitation Fund (Cont.)

Public Health and Welfare (Cont.)

Recycling Center

Contracts with Private Agencies	\$ 11,916	
Total Recycling Center		\$ 11,916

Landfill Operation and Maintenance

Contracts with Private Agencies	\$ 881,607	
Contributions	14,653	
Total Landfill Operation and Maintenance		896,260

Other Waste Disposal

Contracts with Private Agencies	\$ 106,889	
Total Other Waste Disposal		106,889

Total Solid Waste/Sanitation Fund \$ 2,004,799

Ambulance Service Fund

Public Health and Welfare

Ambulance/Emergency Medical Services

Supervisor/Director	\$ 79,275
Accountants/Bookkeepers	146,014
Medical Personnel	2,870,364
Part-time Personnel	121,750
Overtime Pay	951,873
Social Security	242,734
Pensions	225,912
Life Insurance	5,609
Medical Insurance	539,977
Dental Insurance	27,072
Disability Insurance	12,603
Unemployment Compensation	1,911
Employer Medicare	56,769
Communication	30,658
Contracts with Government Agencies	87,643
Data Processing Services	4,701
Dues and Memberships	925
Laundry Service	50,505
Maintenance Agreements	27,653
Maintenance and Repair Services - Buildings	12,456
Maintenance and Repair Services - Equipment	4,013
Maintenance and Repair Services - Vehicles	55,627
Pest Control	1,260
Postal Charges	126
Printing, Stationery, and Forms	372
Rentals	26,400
Travel	9,289
Disposal Fees	1,920
Other Contracted Services	383,067
Custodial Supplies	8,240

(Continued)

Exhibit J-9

Anderson County, Tennessee  
Schedule of Detailed Expenditures -  
All Governmental Fund Types (Cont.)

Ambulance Service Fund (Cont.)

Public Health and Welfare (Cont.)

Ambulance/Emergency Medical Services (Cont.)

Drugs and Medical Supplies	\$	176,188	
Duplicating Supplies		450	
Gasoline		200,040	
Natural Gas		8,060	
Office Supplies		2,486	
Tires and Tubes		19,675	
Uniforms		20,228	
Utilities		31,705	
Vehicle Parts		37,828	
Other Supplies and Materials		9,364	
Trustee's Commission		64,030	
In Service/Staff Development		23,889	
Data Processing Equipment		27,140	
Furniture and Fixtures		3,924	
Motor Vehicles		18,234	
Other Equipment		15,033	
Total Ambulance/Emergency Medical Services			<u>\$ 6,644,992</u>

Total Ambulance Service Fund \$ 6,644,992

Special Purpose Fund

Other Operations

American Rescue Plan Act Grant #6

Other Salaries and Wages	\$	8,115	
Social Security		503	
Pensions		216	
Unemployment Compensation		16	
Employer Medicare		118	
Maintenance and Repair Services - Buildings		18,635	
Matching Share		11,637	
Other Contracted Services		63,060	
Other Charges		280,000	
Total American Rescue Plan Act Grant #6			<u>\$ 382,300</u>

Highways

American Rescue Plan Act Grant #1

Asphalt	\$	2,131,883	
Total American Rescue Plan Act Grant #1			2,131,883

Capital Projects

American Rescue Plan Act Grant #1

Other Contracted Services	\$	55,326	
Building Improvements		421,575	
Communication Equipment		15,183	
Data Processing Equipment		46,744	
Motor Vehicles		958,727	
Building Purchases		175,000	

(Continued)

Exhibit J-9

Anderson County, Tennessee  
Schedule of Detailed Expenditures -  
All Governmental Fund Types (Cont.)

Special Purpose Fund (Cont.)

Capital Projects (Cont.)

American Rescue Plan Act Grant #1 (Cont.)

Other Equipment	\$	13,994	
Other Capital Outlay		282,835	
Total American Rescue Plan Act Grant #1			\$ 1,969,384

Total Special Purpose Fund \$ 4,483,567

Drug Control Fund

Public Safety

Drug Enforcement

Communication	\$	408	
Dues and Memberships		500	
Towing Services		250	
Travel		2,404	
Veterinary Services		2,477	
Animal Food and Supplies		2,491	
Gasoline		5,000	
Law Enforcement Supplies		1,389	
Office Supplies		495	
Uniforms		1,680	
Other Supplies and Materials		475	
Trustee's Commission		500	
Vehicle and Equipment Insurance		3,000	
In Service/Staff Development		315	
Other Charges		1,746	
Motor Vehicles		44,957	
Total Drug Enforcement			\$ 68,087

Total Drug Control Fund 68,087

Other General Government Special Revenue Fund

Social, Cultural, and Recreational Services

Other Social, Cultural, and Recreational

Audiovisual Personnel	\$	52,200	
Clerical Personnel		3,012	
Part-time Personnel		31,900	
Social Security		5,026	
Pensions		3,108	
Life Insurance		90	
Medical Insurance		15,720	
Dental Insurance		571	
Disability Insurance		242	
Unemployment Compensation		97	
Employer Medicare		1,175	
Communication		600	
Other Contracted Services		18,851	
Gasoline		831	
Other Supplies and Materials		11,613	

(Continued)

Exhibit J-9

Anderson County, Tennessee  
Schedule of Detailed Expenditures -  
All Governmental Fund Types (Cont.)

Other General Government Special Revenue Fund (Cont.)

Social, Cultural, and Recreational Services (Cont.)

Other Social, Cultural, and Recreational (Cont.)

Trustee's Commission	\$	1,387	
Vehicle and Equipment Insurance		2,000	
Workers' Compensation Insurance		132	
Data Processing Equipment		22,448	
Total Other Social, Cultural, and Recreational			\$ 171,003

Total Other General Government Special Revenue Fund \$ 171,003

Other Special Revenue Fund

Other Operations

Tourism

Supervisor/Director	\$	65,752	
Clerical Personnel		58,696	
Social Security		7,227	
Pensions		6,597	
Life Insurance		172	
Medical Insurance		15,720	
Dental Insurance		571	
Disability Insurance		407	
Unemployment Compensation		69	
Employer Medicare		1,690	
Advertising		255,999	
Communication		3,285	
Contributions		65,263	
Dues and Memberships		2,375	
Maintenance and Repair Services - Buildings		4,615	
Maintenance and Repair Services - Vehicles		63	
Postal Charges		465	
Printing, Stationery, and Forms		175	
Rentals		814	
Travel		3,535	
Other Contracted Services		11,365	
Gasoline		1,069	
Office Supplies		1,806	
Uniforms		1,000	
Utilities		4,152	
Other Supplies and Materials		408	
Building and Contents Insurance		750	
Liability Insurance		911	
Trustee's Commission		6,443	
Vehicle and Equipment Insurance		1,000	
Workers' Compensation Insurance		259	
In Service/Staff Development		318	
Other Charges		329	
Data Processing Equipment		814	
Other Capital Outlay		64,358	
Total Tourism			\$ 588,472

Total Other Special Revenue Fund 588,472

(Continued)

Exhibit J-9

Anderson County, Tennessee  
Schedule of Detailed Expenditures -  
All Governmental Fund Types (Cont.)

Constitutional Officers - Fees Fund

Public Safety

Sheriff's Department

Constitutional Officers' Operating Expenses	\$ 344	
Total Sheriff's Department		\$ 344

Total Constitutional Officers - Fees Fund \$ 344

Highway/Public Works Fund

Highways

Administration

County Official/Administrative Officer	\$ 111,137	
Clerical Personnel	85,247	
Social Security	11,635	
Pensions	9,385	
Life Insurance	100	
Medical Insurance	18,643	
Dental Insurance	868	
Disability Insurance	229	
Unemployment Compensation	68	
Employer Medicare	2,780	
Dues and Memberships	4,269	
Legal Notices, Recording, and Court Costs	62	
Licenses	12	
Maintenance and Repair Services - Equipment	2,668	
Pest Control	240	
Printing, Stationery, and Forms	36	
Disposal Fees	480	
Other Contracted Services	1,775	
Office Supplies	3,189	
In Service/Staff Development	625	
Office Equipment	3,766	
Total Administration		\$ 257,214

Highway and Bridge Maintenance

Foremen	\$ 42,311
Equipment Operators	139,402
Truck Drivers	81,039
Laborers	361,413
Overtime Pay	61,275
Social Security	39,890
Pensions	39,039
Life Insurance	1,451
Medical Insurance	108,397
Dental Insurance	6,441
Disability Insurance	2,868
Unemployment Compensation	427
Employer Medicare	9,557
Contracts with Private Agencies	1,545
Rentals	217

(Continued)

Exhibit J-9

Anderson County, Tennessee  
Schedule of Detailed Expenditures -  
All Governmental Fund Types (Cont.)

Highway/Public Works Fund (Cont.)

Highways (Cont.)

Highway and Bridge Maintenance (Cont.)

Other Contracted Services	\$	86,562	
Asphalt		2,632,226	
Concrete		770	
Crushed Stone		111,598	
Custodial Supplies		1,182	
General Construction Materials		397	
Pipe - Metal		29,163	
Road Signs		14,977	
Uniforms		6,168	
Other Supplies and Materials		832	
Total Highway and Bridge Maintenance			\$ 3,779,147

Operation and Maintenance of Equipment

Mechanic(s)	\$	42,235	
Nightwatchmen		84,015	
Overtime Pay		16,716	
Social Security		8,417	
Pensions		8,368	
Life Insurance		328	
Medical Insurance		20,988	
Dental Insurance		1,164	
Disability Insurance		568	
Unemployment Compensation		84	
Employer Medicare		1,969	
Maintenance and Repair Services - Equipment		35,271	
Other Contracted Services		3,875	
Equipment and Machinery Parts		152,199	
Gasoline		345,080	
Lubricants		3,208	
Tires and Tubes		26,984	
Other Supplies and Materials		11,949	
Other Charges		5,222	
Total Operation and Maintenance of Equipment			768,640

Other Charges

Communication	\$	1,684	
Electricity		9,723	
Natural Gas		7,867	
Water and Sewer		660	
Building and Contents Insurance		1,000	
Liability Insurance		58,600	
Trustee's Commission		52,148	
Vehicle and Equipment Insurance		50,000	
Workers' Compensation Insurance		76,944	
Total Other Charges			258,626

(Continued)

Exhibit J-9

Anderson County, Tennessee  
Schedule of Detailed Expenditures -  
All Governmental Fund Types (Cont.)

Highway/Public Works Fund (Cont.)

Highways (Cont.)

Capital Outlay

Engineering Services	\$ 49,692	
Bridge Construction	318,162	
Highway Equipment	379,841	
Total Capital Outlay		\$ 747,695

Total Highway/Public Works Fund \$ 5,811,322

General Debt Service Fund

Principal on Debt

General Government

Principal on Bonds	\$ 1,005,000	
Total General Government		\$ 1,005,000

Interest on Debt

General Government

Interest on Bonds	\$ 709,509	
Total General Government		709,509

Other Debt Service

General Government

Fiscal Agent Charges	\$ 3,500	
Trustee's Commission	39,301	
Total General Government		42,801

Total General Debt Service Fund 1,757,310

Rural Debt Service Fund

Principal on Debt

Education

Principal on Bonds	\$ 1,050,000	
Principal on Notes	2,952	
Principal on Leases	113,518	
Principal on Other Loans	200,000	
Total Education		\$ 1,366,470

Interest on Debt

Education

Interest on Bonds	\$ 405,237	
Interest on Leases	15,384	
Interest on Other Loans	82,775	
Total Education		503,396

Other Debt Service

Education

Fiscal Agent Charges	\$ 1,500	
Trustee's Commission	4,148	
Total Education		5,648

Total Rural Debt Service Fund 1,875,514

(Continued)

Exhibit J-9

Anderson County, Tennessee  
Schedule of Detailed Expenditures -  
All Governmental Fund Types (Cont.)

Education Debt Service Fund

Principal on Debt

Education

Principal on Bonds	\$ 1,010,000	
Principal on Other Loans	225,000	
Total Education	<u>1,235,000</u>	\$ 1,235,000

Interest on Debt

Education

Interest on Bonds	\$ 563,856	
Interest on Other Loans	94,462	
Total Education	<u>658,318</u>	658,318

Other Debt Service

Education

Fiscal Agent Charges	\$ 1,500	
Trustee's Commission	35,371	
Total Education	<u>36,871</u>	36,871

Total Education Debt Service Fund \$ 1,930,189

General Capital Projects Fund

Capital Projects

General Administration Projects

Trustee's Commission	\$ 8,618	
Other Capital Outlay	165,746	
Total General Administration Projects	<u>174,364</u>	\$ 174,364

Total General Capital Projects Fund 174,364

Total Governmental Funds - Primary Government \$ 57,680,970

Exhibit J-10

Anderson County, Tennessee  
Schedule of Detailed Expenditures -  
All Governmental Fund Types  
Discretely Presented Anderson County School Department  
For the Year Ended June 30, 2023

General Purpose School Fund

Instruction

Regular Instruction Program

Teachers	\$ 17,680,734	
Career Ladder Program	31,500	
Homebound Teachers	56,467	
Educational Assistants	950,000	
Bonus Payments	297,843	
Other Salaries and Wages	614,553	
Social Security	1,141,563	
Pensions	1,700,395	
Life Insurance	22,816	
Medical Insurance	2,165,614	
Employer Medicare	268,139	
Payments to Retirees	87,394	
Termination Benefits	38,134	
Other Contracted Services	577,461	
Instructional Supplies and Materials	957,401	
Textbooks - Bound	1,012,429	
Other Supplies and Materials	56,710	
Other Charges	89,470	
Regular Instruction Equipment	286,244	
Total Regular Instruction Program		\$ 28,034,867

Alternative Instruction Program

Supervisor/Director	\$ 3,168	
Teachers	193,724	
Medical Personnel	19,008	
Educational Assistants	65,960	
Cafeteria Personnel	3,121	
Social Security	18,022	
Pensions	21,154	
Employer Medicare	4,232	
Contracts with Private Agencies	7,720	
Instructional Supplies and Materials	20,144	
Other Charges	1,500	
Total Alternative Instruction Program		357,753

Special Education Program

Teachers	\$ 3,408,452	
Career Ladder Program	12,500	
Homebound Teachers	82,045	
Educational Assistants	1,086,258	
Speech Pathologist	529,081	
Social Security	297,100	
Pensions	385,460	
Life Insurance	7,220	
Medical Insurance	561,377	
Employer Medicare	69,758	

(Continued)

Exhibit J-10

Anderson County, Tennessee  
Schedule of Detailed Expenditures -  
All Governmental Fund Types  
Discretely Presented Anderson County School Department (Cont.)

General Purpose School Fund (Cont.)

Instruction (Cont.)

Special Education Program (Cont.)

Payments to Retirees	\$	62,239	
Other Contracted Services		48,919	
Instructional Supplies and Materials		127,782	
Other Supplies and Materials		10,135	
In Service/Staff Development		731	
Total Special Education Program			\$ 6,689,057

Career and Technical Education Program

Teachers	\$	1,993,484	
Career Ladder Program		3,500	
Clerical Personnel		64,000	
Social Security		113,907	
Pensions		161,964	
Life Insurance		2,011	
Medical Insurance		268,355	
Employer Medicare		27,236	
Maintenance and Repair Services - Equipment		19,017	
Instructional Supplies and Materials		70,692	
Other Supplies and Materials		10,350	
Vocational Instruction Equipment		68,219	
Total Career and Technical Education Program			2,802,735

Student Body Education Program

Supervisor/Director	\$	21,280	
Teachers		163,226	
Clerical Personnel		12,000	
Educational Assistants		77,042	
Other Salaries and Wages		146,437	
Social Security		23,453	
Pensions		29,481	
Employer Medicare		5,773	
Travel		1,108	
Food Supplies		1,238	
Instructional Supplies and Materials		1,080	
Total Student Body Education Program			482,118

Other

Bonus Payments	\$	1,553,646	
Social Security		95,160	
Pensions		114,479	
Employer Medicare		21,684	
Total Other			1,784,969

Support Services

Attendance

Supervisor/Director	\$	98,669	
---------------------	----	--------	--

(Continued)

Exhibit J-10

Anderson County, Tennessee  
Schedule of Detailed Expenditures -  
All Governmental Fund Types  
Discretely Presented Anderson County School Department (Cont.)

General Purpose School Fund (Cont.)

Support Services (Cont.)

Attendance (Cont.)

Clerical Personnel	\$	36,267	
Other Salaries and Wages		47,050	
Social Security		10,136	
Pensions		13,378	
Life Insurance		140	
Medical Insurance		23,110	
Employer Medicare		2,370	
Travel		2,757	
Other Contracted Services		396	
Other Supplies and Materials		15,858	
In Service/Staff Development		431	
Other Equipment		37	
Total Attendance			\$ 250,599

Health Services

Supervisor/Director	\$	162,323	
Medical Personnel		701,612	
Clerical Personnel		23,034	
Other Salaries and Wages		9,000	
Certified Substitute Teachers		3,547	
Social Security		57,743	
Pensions		54,739	
Life Insurance		826	
Medical Insurance		49,378	
Employer Medicare		13,508	
Communication		601	
Printing, Stationery, and Forms		290	
Travel		20,377	
Drugs and Medical Supplies		12,975	
Other Supplies and Materials		47,681	
In Service/Staff Development		3,365	
Total Health Services			1,160,999

Other Student Support

Career Ladder Program	\$	2,000	
Guidance Personnel		1,189,647	
Social Workers		187,713	
Social Security		79,988	
Pensions		111,890	
Life Insurance		1,074	
Medical Insurance		147,483	
Employer Medicare		18,707	
Evaluation and Testing		26,450	
Travel		1,826	
Total Other Student Support			1,766,778

(Continued)

Exhibit J-10

Anderson County, Tennessee  
Schedule of Detailed Expenditures -  
All Governmental Fund Types  
Discretely Presented Anderson County School Department (Cont.)

General Purpose School Fund (Cont.)

Support Services (Cont.)

Regular Instruction Program

Supervisor/Director	\$	227,590	
Career Ladder Program		6,000	
Librarians		364,094	
Clerical Personnel		30,134	
Other Salaries and Wages		100,000	
Social Security		43,635	
Pensions		59,581	
Life Insurance		600	
Medical Insurance		85,162	
Employer Medicare		10,206	
Payments to Retirees		16,095	
Travel		7,835	
Library Books/Media		32,070	
Other Supplies and Materials		32,199	
In Service/Staff Development		31,848	
Total Regular Instruction Program			\$ 1,047,049

Special Education Program

Supervisor/Director	\$	92,866	
Career Ladder Program		1,600	
Psychological Personnel		321,426	
Medical Personnel		254,427	
Clerical Personnel		94,198	
Other Salaries and Wages		318,000	
Social Security		64,053	
Pensions		70,954	
Life Insurance		995	
Medical Insurance		101,978	
Employer Medicare		15,546	
Consultants		1,200	
Travel		320	
Other Contracted Services		47,032	
Other Supplies and Materials		9,430	
In Service/Staff Development		5,759	
Total Special Education Program			1,399,784

Career and Technical Education Program

Supervisor/Director	\$	100,795	
Career Ladder Program		1,000	
Other Salaries and Wages		14,455	
Social Security		7,094	
Pensions		9,918	
Life Insurance		50	
Medical Insurance		6,102	
Employer Medicare		1,659	
Travel		28,747	
In Service/Staff Development		3,769	
Total Career and Technical Education Program			173,589

(Continued)

Exhibit J-10

Anderson County, Tennessee  
Schedule of Detailed Expenditures -  
All Governmental Fund Types  
Discretely Presented Anderson County School Department (Cont.)

General Purpose School Fund (Cont.)

Support Services (Cont.)

Technology

Assistant(s)	\$	43,323	
Supervisor/Director		104,523	
Data Processing Personnel		77,200	
Audiovisual Personnel		10,200	
Secretary(ies)		46,381	
Other Salaries and Wages		528,756	
Other Per Diem and Fees		7,099	
Social Security		48,413	
Pensions		51,890	
Life Insurance		657	
Medical Insurance		87,627	
Employer Medicare		11,322	
Internet Connectivity		171,090	
Travel		3,276	
Other Contracted Services		224,819	
Other Supplies and Materials		205,971	
In Service/Staff Development		2,745	
Other Charges		129,706	
Administration Equipment		9,537	
Data Processing Equipment		44,007	
Motor Vehicles		24,601	
Total Technology			\$ 1,833,143

Other Programs

On-behalf Payments to OPEB	\$	140,488	
Total Other Programs			140,488

Board of Education

Secretary to Board	\$	4,946	
Board and Committee Members Fees		67,700	
Social Security		3,446	
Pensions		1,305	
Life Insurance		396	
Unemployment Compensation		15,610	
Employer Medicare		1,049	
Audit Services		30,800	
Contributions		25,000	
Dues and Memberships		9,950	
Legal Services		61,252	
Travel		11,035	
Other Contracted Services		14,179	
Other Supplies and Materials		1,717	
Liability Insurance		532,808	
Trustee's Commission		516,979	
Workers' Compensation Insurance		259,752	
Other Charges		17,910	
Total Board of Education			1,575,834

(Continued)

Anderson County, Tennessee  
Schedule of Detailed Expenditures -  
All Governmental Fund Types  
Discretely Presented Anderson County School Department (Cont.)

General Purpose School Fund (Cont.)

Support Services (Cont.)

Director of Schools

County Official/Administrative Officer	\$	190,000	
Assistant(s)		142,500	
Career Ladder Program		3,000	
Secretary(ies)		43,500	
Other Per Diem and Fees		9,600	
Social Security		21,212	
Pensions		32,806	
Life Insurance		149	
Medical Insurance		22,031	
Employer Medicare		5,488	
Other Fringe Benefits		10,000	
Communication		73,814	
Dues and Memberships		4,492	
Travel		974	
Other Contracted Services		10,381	
Office Supplies		124	
Other Supplies and Materials		33,936	
Other Charges		3,236	
Total Director of Schools			\$ 607,243

Office of the Principal

Principals	\$	1,744,899	
Career Ladder Program		5,000	
Assistant Principals		1,288,633	
Secretary(ies)		855,375	
Social Security		224,033	
Pensions		311,940	
Life Insurance		2,383	
Medical Insurance		424,608	
Employer Medicare		52,563	
Payments to Retirees		15,266	
Communication		34,629	
Travel		4,149	
In Service/Staff Development		4,345	
Total Office of the Principal			4,967,823

Fiscal Services

Assistant(s)	\$	74,986	
Supervisor/Director		99,981	
Accountants/Bookkeepers		261,547	
Secretary(ies)		38,004	
Social Security		27,361	
Pensions		28,471	
Life Insurance		392	
Medical Insurance		55,536	
Employer Medicare		6,399	

(Continued)

Exhibit J-10

Anderson County, Tennessee  
Schedule of Detailed Expenditures -  
All Governmental Fund Types  
Discretely Presented Anderson County School Department (Cont.)

General Purpose School Fund (Cont.)

Support Services (Cont.)

Fiscal Services (Cont.)

Travel	\$	772	
Other Contracted Services		32,557	
Office Supplies		7,288	
Other Supplies and Materials		7,695	
In Service/Staff Development		472	
Administration Equipment		11,100	
Total Fiscal Services			\$ 652,561

Human Services/Personnel

Supervisor/Director	\$	55,141	
Social Security		3,419	
Pensions		3,308	
Life Insurance		50	
Employer Medicare		800	
Travel		1,230	
Other Contracted Services		39,728	
Office Supplies		1,893	
Other Supplies and Materials		391	
In Service/Staff Development		949	
Total Human Services/Personnel			106,909

Operation of Plant

Supervisor/Director	\$	98,340	
Custodial Personnel		1,950,000	
Other Salaries and Wages		24,575	
Social Security		125,124	
Pensions		125,000	
Life Insurance		3,200	
Medical Insurance		339,878	
Employer Medicare		29,451	
Payments to Retirees		39,843	
Communication		17,114	
Maintenance and Repair Services - Vehicles		13,437	
Rentals		23,213	
Disposal Fees		106,154	
Other Contracted Services		136,486	
Custodial Supplies		428,444	
Electricity		1,211,793	
Natural Gas		228,238	
Water and Sewer		255,293	
Other Supplies and Materials		73,799	
Motor Vehicles		48,066	
Total Operation of Plant			5,277,448

Maintenance of Plant

Supervisor/Director	\$	78,955	
---------------------	----	--------	--

(Continued)

Exhibit J-10

Anderson County, Tennessee  
Schedule of Detailed Expenditures -  
All Governmental Fund Types  
Discretely Presented Anderson County School Department (Cont.)

General Purpose School Fund (Cont.)

Support Services (Cont.)

Maintenance of Plant (Cont.)

Secretary(ies)	\$	37,000	
Maintenance Personnel		672,437	
Social Security		41,499	
Pensions		42,594	
Life Insurance		831	
Medical Insurance		80,082	
Employer Medicare		9,967	
Maintenance and Repair Services - Buildings		38,458	
Maintenance and Repair Services - Equipment		43,235	
Internet Connectivity		4,291	
Other Contracted Services		124,846	
Custodial Supplies		11,479	
Gasoline		109,143	
Office Supplies		3,802	
Other Supplies and Materials		264,581	
Total Maintenance of Plant			\$ 1,563,200

Transportation

Supervisor/Director	\$	10,000	
Clerical Personnel		44,500	
Other Salaries and Wages		55,189	
Social Security		6,065	
Pensions		6,850	
Medical Insurance		12,184	
Employer Medicare		1,418	
Contracts with Vehicle Owners		3,726,831	
Other Contracted Services		6,577	
Other Supplies and Materials		1,663	
Total Transportation			3,871,277

Central and Other

Contracts with Government Agencies	\$	488,988	
Other Contracted Services		10,625	
Other Supplies and Materials		26,644	
In Service/Staff Development		3,525	
Motor Vehicles		84,500	
Total Central and Other			614,282

Operation of Non-Instructional Services

Food Service

Supervisor/Director	\$	5,500	
Social Security		328	
Pensions		330	
Employer Medicare		77	
Total Food Service			6,235

(Continued)

Exhibit J-10

Anderson County, Tennessee  
Schedule of Detailed Expenditures -  
All Governmental Fund Types  
Discretely Presented Anderson County School Department (Cont.)

General Purpose School Fund (Cont.)

Operation of Non-Instructional Services (Cont.)

Community Services

Other Salaries and Wages	\$	74,000	
Social Security		4,578	
Pensions		4,500	
Life Insurance		99	
Employer Medicare		1,071	
Travel		975	
Other Supplies and Materials		10,535	
In Service/Staff Development		774	
Total Community Services			\$ 96,532

Capital Outlay

Regular Capital Outlay

Architects	\$	81,487	
Building Improvements		1,804,110	
Land		552,229	
Plant Operation Equipment		410,790	
Other Equipment		93,800	
Total Regular Capital Outlay			2,942,416

Other Debt Service

Education

Debt Service Contribution to Primary Government	\$	1,500,000	
Total Education			1,500,000

Total General Purpose School Fund \$ 71,705,688

School Federal Projects Fund

Instruction

Regular Instruction Program

Teachers	\$	1,827,896	
Educational Assistants		523,065	
Other Salaries and Wages		74,576	
Social Security		139,220	
Pensions		186,610	
Life Insurance		706	
Medical Insurance		125,567	
Unemployment Compensation		1,114	
Employer Medicare		33,133	
Other Fringe Benefits		5,131	
Other Contracted Services		6,772	
Instructional Supplies and Materials		121,017	
Software		171,710	
Other Supplies and Materials		58,398	
Regular Instruction Equipment		510,701	
Total Regular Instruction Program			\$ 3,785,616

(Continued)

Exhibit J-10

Anderson County, Tennessee  
Schedule of Detailed Expenditures -  
All Governmental Fund Types  
Discretely Presented Anderson County School Department (Cont.)

School Federal Projects Fund (Cont.)

Instruction (Cont.)

Special Education Program

Teachers	\$	512,155	
Educational Assistants		451,071	
Other Salaries and Wages		76,447	
Social Security		59,994	
Pensions		77,655	
Life Insurance		1,835	
Medical Insurance		127,676	
Unemployment Compensation		2,093	
Employer Medicare		14,214	
Other Fringe Benefits		5,086	
Instructional Supplies and Materials		178,997	
Other Supplies and Materials		5,817	
Special Education Equipment		76,603	
Total Special Education Program			\$ 1,589,643

Career and Technical Education Program

Other Supplies and Materials	\$	19,078	
Other Charges		37,000	
Vocational Instruction Equipment		58,394	
Total Career and Technical Education Program			114,472

Support Services

Health Services

Medical Personnel	\$	69,032	
Bonus Payments		26,500	
Other Salaries and Wages		222,881	
Social Security		14,586	
Pensions		18,923	
Employer Medicare		3,412	
Drugs and Medical Supplies		107,152	
Total Health Services			462,486

Other Student Support

Social Workers	\$	22,164	
Other Salaries and Wages		45,080	
Social Security		3,000	
Pensions		3,600	
Medical Insurance		1,430	
Employer Medicare		947	
Travel		29,528	
Other Supplies and Materials		330,728	
In Service/Staff Development		8,000	
Total Other Student Support			444,477

Regular Instruction Program

Supervisor/Director	\$	182,457	
---------------------	----	---------	--

(Continued)

Exhibit J-10

Anderson County, Tennessee  
Schedule of Detailed Expenditures -  
All Governmental Fund Types  
Discretely Presented Anderson County School Department (Cont.)

School Federal Projects Fund (Cont.)

Support Services (Cont.)

Regular Instruction Program (Cont.)

Secretary(ies)	\$	46,380	
Clerical Personnel		4,000	
Other Salaries and Wages		466,925	
Social Security		41,418	
Pensions		59,220	
Life Insurance		493	
Medical Insurance		48,186	
Unemployment Compensation		542	
Employer Medicare		9,686	
Other Fringe Benefits		2,741	
Communication		987	
Postal Charges		998	
Printing, Stationery, and Forms		2,995	
Travel		23,688	
Other Contracted Services		71,250	
Other Supplies and Materials		41,678	
In Service/Staff Development		43,451	
Other Charges		3,441	
Total Regular Instruction Program			\$ 1,050,536

Special Education Program

Clerical Personnel	\$	69,248	
Other Salaries and Wages		50,788	
Social Security		7,203	
Pensions		7,186	
Life Insurance		240	
Medical Insurance		7,000	
Unemployment Compensation		293	
Employer Medicare		1,685	
Other Fringe Benefits		735	
Contracts with Private Agencies		10,173	
Travel		24,194	
In Service/Staff Development		31,995	
Other Equipment		31,933	
Total Special Education Program			242,673

Transportation

Bus Drivers	\$	72,715	
Other Salaries and Wages		12,670	
Social Security		5,057	
Pensions		3,344	
Employer Medicare		1,000	
Contracts with Private Agencies		450	
Contracts with Parents		1,101	
Maintenance and Repair Services - Vehicles		28,811	
Gasoline		36,450	
Transportation Equipment		50,281	
Total Transportation			211,879

(Continued)

Exhibit J-10

Anderson County, Tennessee  
Schedule of Detailed Expenditures -  
All Governmental Fund Types  
Discretely Presented Anderson County School Department (Cont.)

School Federal Projects Fund (Cont.)

Capital Outlay

Regular Capital Outlay

Building Improvements	\$ 5,067,426	
Plant Operation Equipment	1,089,571	
Total Regular Capital Outlay		<u>\$ 6,156,997</u>

Total School Federal Projects Fund \$ 14,058,779

Central Cafeteria Fund

Operation of Non-Instructional Services

Food Service

Supervisor/Director	\$ 99,752	
Accountants/Bookkeepers	228,265	
Clerical Personnel	496,296	
Cafeteria Personnel	599,604	
Social Security	85,216	
Pensions	70,266	
Life Insurance	1,867	
Medical Insurance	141,588	
Unemployment Compensation	919	
Employer Medicare	19,936	
Payments to Retirees	32,608	
Termination Benefits	7,583	
Bank Charges	3,020	
Communication	6,983	
Dues and Memberships	2,380	
Licenses	1,200	
Maintenance and Repair Services - Equipment	22,143	
Maintenance and Repair Services - Vehicles	60	
Postal Charges	1,008	
Travel	35,441	
Other Contracted Services	40,117	
Food Preparation Supplies	858	
Food Supplies	1,404,959	
Gasoline	1,208	
Office Supplies	5,659	
Tires and Tubes	357	
Uniforms	8,743	
USDA - Commodities	260,586	
Software	15,949	
Other Supplies and Materials	8,903	
Workers' Compensation Insurance	12,574	
In Service/Staff Development	13,439	
Data Processing Equipment	19,011	
Food Service Equipment	165,021	
Furniture and Fixtures	726	
Total Food Service		<u>\$ 3,814,245</u>

Total Central Cafeteria Fund 3,814,245

(Continued)

Exhibit J-10

Anderson County, Tennessee  
Schedule of Detailed Expenditures -  
All Governmental Fund Types  
Discretely Presented Anderson County School Department (Cont.)

Other Education Special Revenue Fund

Operation of Non-Instructional Services

Community Services

Supervisor/Director	\$	79,327	
Teachers		311,724	
Medical Personnel		39,865	
Secretary(ies)		68,707	
Clerical Personnel		18,645	
Educational Assistants		1,813,057	
Other Salaries and Wages		84,354	
Social Security		141,926	
Pensions		152,711	
Life Insurance		3,946	
Medical Insurance		275,634	
Unemployment Compensation		1,308	
Employer Medicare		33,193	
Advertising		176	
Communication		19,964	
Contracts with Other School Systems		965,694	
Dues and Memberships		1,466	
Maintenance and Repair Services - Office Equipment		1,293	
Maintenance and Repair Services - Vehicles		4,049	
Pest Control		720	
Rentals		7,800	
Travel		6,615	
Other Contracted Services		102,059	
Drugs and Medical Supplies		1,673	
Electricity		13,593	
Food Supplies		41,701	
Gasoline		4,372	
Instructional Supplies and Materials		23,710	
Natural Gas		2,612	
Office Supplies		1,945	
Other Supplies and Materials		135,746	
Building and Contents Insurance		2,249	
Vehicle and Equipment Insurance		5,250	
Workers' Compensation Insurance		11,053	
In Service/Staff Development		39,216	
Other Charges		20,127	
Building Improvements		224,575	
Data Processing Equipment		17,194	
Furniture and Fixtures		10,336	
Motor Vehicles		45,007	
Health Equipment		8,462	
Other Equipment		4,237	
Total Community Services			\$ 4,747,291

Early Childhood Education

Supervisor/Director	\$	13,999	
---------------------	----	--------	--

(Continued)

Exhibit J-10

Anderson County, Tennessee  
Schedule of Detailed Expenditures -  
All Governmental Fund Types  
Discretely Presented Anderson County School Department (Cont.)

Other Education Special Revenue Fund (Cont.)

Operation of Non-Instructional Services (Cont.)

Early Childhood Education (Cont.)

Teachers	\$	262,733	
Medical Personnel		9,966	
Secretary(ies)		6,927	
Clerical Personnel		20,117	
Educational Assistants		141,210	
Social Security		26,672	
Pensions		35,264	
Life Insurance		681	
Medical Insurance		48,134	
Employer Medicare		6,238	
Communication		2,470	
Maintenance and Repair Services - Office Equipment		636	
Other Contracted Services		3,473	
Electricity		2,757	
Instructional Supplies and Materials		191	
Natural Gas		483	
Office Supplies		196	
Other Supplies and Materials		27,216	
Building and Contents Insurance		40	
Other Charges		7,102	
Total Early Childhood Education			\$ 616,505

Other Debt Service

Education

Debt Service Contribution to Primary Government	\$	128,902	
Total Education			<u>128,902</u>

Total Other Education Special Revenue Fund \$ 5,492,698

Internal School Fund

Operation of Non-Instructional Services

Community Services

Other Charges	\$	2,896,919	
Total Community Services			<u>\$ 2,896,919</u>

Total Internal School Fund 2,896,919

Education Capital Projects Fund

Capital Outlay

Regular Capital Outlay

Trustee's Commission	\$	18,175	
Building Improvements		578,628	
Total Regular Capital Outlay			\$ 596,803

(Continued)

Exhibit J-10

Anderson County, Tennessee  
Schedule of Detailed Expenditures -  
All Governmental Fund Types  
Discretely Presented Anderson County School Department (Cont.)

<u>Education Capital Projects Fund (Cont.)</u>			
<u>Capital Projects</u>			
<u>Education Capital Projects</u>			
Other Capital Outlay	\$	<u>94,500</u>	
Total Education Capital Projects			\$ <u>94,500</u>
Total Education Capital Projects Fund			\$ <u>691,303</u>
Total Governmental Funds - Anderson County School Department			\$ <u><u>98,659,632</u></u>

# STATISTICAL SECTION

This part of Anderson County’s annual comprehensive financial report presents detailed information as a context for understanding what the information in the financial statements, note disclosures, and required supplementary information says about the government’s overall financial health.

	Table(s)	Page(s)
<b>Financial Trends:</b>		
These schedules contain trend information to help the reader understand how the government’s financial performance and well-being have changed over time.	1-5	276-282
<b>Revenue Capacity:</b>		
These schedules contain information to help the reader assess the government’s most significant local revenue source, the property tax.	6-10	283-287
<b>Debt Capacity:</b>		
These schedules present information to help the reader assess the affordability of the government’s current levels of outstanding debt and the government’s ability to issue additional debt in the future.	11-15	288-292
<b>Demographic and Economic Information:</b>		
These schedules offer demographic and economic indicators to help the reader understand the environment within which the government’s financial activities take place.	16-17	293-294
<b>Operating Information:</b>		
These schedules contain service and infrastructure data to help the reader understand how the information in the government’s financial report relates to the services the government provides and the activities it performs.	18-20	295-297

Sources: Unless otherwise noted, the information in these schedules is derived from the annual comprehensive financial reports for the relevant year.

Table 1

Anderson County, Tennessee  
Net Position by Component  
Last Ten Fiscal Years  
(accrual basis of accounting)

	Fiscal Year									
	2014	2015	2016	2017	2018	2019	2020	2021	2022	2023
<b>Governmental Activities:</b>										
Net Investment in Capital Assets	\$ 13,890,778	\$ 13,852,050	\$ 13,682,164	\$ 13,178,548	\$ 14,227,812	\$ 15,883,442	\$ 16,972,716	\$ 19,635,386	\$ 21,862,495	\$ 23,159,967
Restricted for:										
General Government	37,233	57,168	77,455	88,864	93,231	182,188	165,542	204,782	283,405	397,328
Finance	44,712	49,711	56,626	55,224	68,661	81,780	45,986	47,573	31,811	100,905
Administration of Justice	462,167	559,449	663,791	724,192	817,386	804,158	534,679	393,652	422,699	456,857
Public Safety	594,554	608,305	692,038	714,484	849,352	678,446	264,817	207,368	210,969	218,317
Public Health and Welfare	531,472	459,276	493,754	525,220	534,746	643,277	771,169	525,374	1,029,962	1,607,067
Social, Cultural, and Recreational Services	573,936	557,773	613,050	580,214	639,582	752,241	734,613	884,072	994,697	1,116,115
Highway/Public Works	2,605,860	2,466,945	3,678,033	3,677,601	3,721,912	4,154,276	4,023,065	5,391,360	5,017,268	4,156,603
Debt Service	2,555,580	2,700,050	2,839,152	3,001,213	3,044,885	1,305,439	1,482,116	1,319,281	40,363	171,607
Capital Projects	0	75,534	26,729	41,271	60,069	308,470	589,788	442,728	306,619	572,975
Pensions	0	0	0	0	1,414,834	3,179,973	3,413,650	3,117,750	8,948,552	874,080
Other Purposes	0	1,017,993	1,235,085	0	0	0	0	0	0	0
Unrestricted	(28,572,192)	(27,234,277)	(24,950,315)	(20,182,268)	(17,054,986)	(24,279,458)	(22,518,034)	(13,529,299)	(14,094,057)	(2,602,648)
Subtotal Governmental Activities Net Position	\$ (7,275,900)	\$ (4,830,023)	\$ (892,438)	\$ 2,404,563	\$ 8,417,484	\$ 3,694,232	\$ 6,480,107	\$ 18,640,027	\$ 25,054,783	\$ 30,229,173
<b>Business-type Activities: (1)</b>										
Net Investment in Capital Assets	\$ 0	\$ 916,480	\$ 687,200	\$ 511,757	\$ 0	\$ 0	\$ 0	\$ 0	\$ 0	\$ 0
Invested in Capital Assets	12,506,797	0	0	0	0	0	0	0	0	0
Other Purposes (2)	0	223,462	265,079	0	0	0	0	0	0	0
Unrestricted	194,526	225,838	(43,945)	47,853	0	0	0	0	0	0
Subtotal Business-type Activities Net Position	\$ 12,701,323	\$ 1,365,780	\$ 908,334	\$ 559,610	\$ 0	\$ 0	\$ 0	\$ 0	\$ 0	\$ 0
<b>Primary Government:</b>										
Net Investment in Capital Assets	\$ 13,890,778	\$ 14,768,530	\$ 14,369,364	\$ 13,690,305	\$ 14,227,812	\$ 15,883,442	\$ 16,972,716	\$ 19,635,386	\$ 21,862,495	\$ 23,159,967
Investment in Capital Assets	12,506,797	0	0	0	0	0	0	0	0	0
Restricted for:										
General Government	37,233	57,168	77,455	88,864	93,231	182,188	165,542	204,782	283,405	397,328
Finance	44,712	49,711	56,626	55,224	68,661	81,780	45,986	47,573	31,811	100,905
Administration of Justice	462,167	559,449	663,791	724,192	817,386	804,158	534,679	393,652	422,699	456,857
Public Safety	594,554	608,305	692,038	714,484	849,352	678,446	264,817	207,368	210,969	218,317
Public Health and Welfare	531,472	459,276	493,754	525,220	534,746	643,277	771,169	525,374	1,029,962	1,607,067
Social, Cultural, and Recreational Services	573,936	557,773	613,050	580,214	639,582	752,241	734,613	884,072	994,697	1,116,115
Highway/Public Works	2,605,860	2,466,945	3,678,033	3,677,601	3,721,912	4,154,276	4,023,065	5,391,360	5,017,268	4,156,603
Debt Service	2,555,580	2,700,050	2,839,152	3,001,213	3,044,885	1,305,439	1,482,116	1,319,281	40,363	171,607
Capital Projects	0	75,534	26,729	41,271	60,069	308,470	589,788	442,728	306,619	572,975
Pensions	0	0	0	0	1,414,834	3,179,973	3,413,650	3,117,750	8,948,552	874,080
Other Purposes	0	1,241,455	1,500,164	0	0	0	0	0	0	0
Unrestricted	(28,377,666)	(27,008,439)	(24,994,260)	(20,134,415)	(17,054,986)	(24,279,458)	(22,518,034)	(13,529,299)	(14,094,057)	(2,602,648)
Sub-Total Primary Government Net Position (3)	\$ 5,425,423	\$ (3,464,243)	\$ 15,896	\$ 2,964,173	\$ 8,417,484	\$ 3,694,232	\$ 6,480,107	\$ 18,640,027	\$ 25,054,783	\$ 30,229,173

(1) The Business-type Activity was the Anderson County Emergency Medical Services from July 1, 2011 through June 30, 2017. Subsequent to that date the activity has been classified as Governmental Activity.

(2) The Other Purpose reflected in the Business-Type Activities is the result of Anderson County complying with the provisions of GASB Statement No. 67 - Financial Reporting for Pension Plans.

(3) See Table 2 for changes in net position from year to year.

Table 2

Anderson County, Tennessee  
Changes in Net Position  
Last Ten Fiscal Years  
(accrual basis of accounting)

	Fiscal Year									
	2014	2015	2016	2017	2018	2019	2020	2021	2022	2023
<b>Expenses</b>										
Governmental Activities:										
General Government	\$ 4,811,254	\$ 4,525,344	\$ 4,722,322	\$ 5,525,125	\$ 4,800,543	\$ 5,014,298	\$ 6,517,909	\$ 5,518,070	\$ 7,044,697	\$ 7,446,739
Finance	2,668,619	2,708,370	2,833,421	2,957,033	2,957,049	2,902,433	3,032,878	3,171,245	3,128,175	3,674,336
Administration of Justice	3,034,235	2,856,117	3,045,914	2,866,798	2,957,763	2,864,820	3,136,954	3,310,179	3,304,519	4,059,895
Public Safety	12,567,081	12,363,564	13,040,212	13,275,663	13,070,328	14,171,665	15,282,062	14,532,992	14,839,019	17,400,255
Public Health and Welfare (1)	3,127,945	2,854,886	2,918,888	3,447,087	8,407,549	8,273,405	8,619,020	9,394,781	9,505,014	10,572,771
Social, Cultural, and Recreational Services	938,544	1,414,105	1,145,163	1,254,501	1,437,339	1,298,570	1,647,002	1,357,703	878,430	1,033,457
Agriculture and Natural Resources	209,714	209,378	228,116	246,231	247,912	238,149	227,895	241,506	236,994	229,618
Other Operations	0	0	0	0	0	0	0	0	0	0
Highways	3,000,386	3,189,101	2,464,000	4,032,399	4,463,812	4,237,204	4,971,682	4,450,171	5,698,212	7,684,466
Education	9,676,315	400,000	1,200,000	0	0	11,275,996	0	0	0	0
Interest on Long-term Debt	2,099,727	1,877,096	1,892,076	2,006,374	1,858,282	1,894,192	2,339,783	1,785,987	1,642,154	1,470,327
Other Debt Service	0	0	0	0	0	0	0	0	0	0
Total Governmental Activities Expenses	\$ 42,133,820	\$ 32,397,961	\$ 33,490,112	\$ 35,611,211	\$ 40,200,577	\$ 52,170,732	\$ 45,775,185	\$ 43,762,634	\$ 46,277,214	\$ 53,571,864
Business-type Activities										
Ambulance Service (1)	\$ 5,565,910	\$ 5,477,030	\$ 5,542,626	\$ 5,577,294	\$ 0	\$ 0	\$ 0	\$ 0	\$ 0	\$ 0
Total Business-type Activities Expenses	\$ 5,565,910	\$ 5,477,030	\$ 5,542,626	\$ 5,577,294	\$ 0	\$ 0	\$ 0	\$ 0	\$ 0	\$ 0
Total Primary Government Expenses	\$ 47,699,730	\$ 37,874,991	\$ 39,032,738	\$ 41,188,505	\$ 40,200,577	\$ 52,170,732	\$ 45,775,185	\$ 43,762,634	\$ 46,277,214	\$ 53,571,864
<b>Program Revenues</b>										
Governmental Activities:										
Charges for Services:										
General Government	\$ 922,960	\$ 902,897	\$ 947,657	\$ 992,532	\$ 1,019,812	\$ 957,355	\$ 884,818	\$ 1,014,629	\$ 1,150,088	\$ 971,062
Finance	2,263,272	2,267,332	2,397,467	2,438,941	2,460,709	2,542,354	2,641,656	3,003,411	3,126,539	3,265,684
Administration of Justice	2,152,068	1,848,028	1,833,834	1,751,231	1,532,869	1,394,386	1,690,992	1,633,327	1,580,067	1,706,997
Public Safety	1,632,200	1,898,609	1,795,679	1,513,344	2,306,962	2,718,093	2,344,701	1,931,569	1,496,673	2,184,244
Public Health and Welfare (1)	687,545	702,688	778,187	782,134	6,543,431	6,201,036	5,703,033	6,306,424	6,129,479	6,700,550
Social, Cultural, and Recreational Services	269,892	281,406	296,552	315,728	338,362	437,252	630,961	684,681	704,111	647,223
Highways	363,280	273,039	165,728	152,463	202,810	183,089	127,825	123,984	169,345	207,006
Operating Grants and Contributions	3,076,558	3,450,460	3,099,104	3,163,801	3,706,388	4,579,383	4,194,719	6,510,815	5,547,507	6,650,632
Capital Grants and Contributions	786,509	293,852	717,325	1,882,756	889,035	747,673	535,788	943,708	764,081	3,724,310
Total Governmental Activities Program Revenues	\$ 12,154,284	\$ 11,918,311	\$ 12,031,533	\$ 12,992,930	\$ 19,000,378	\$ 19,760,621	\$ 18,754,493	\$ 22,152,548	\$ 20,667,890	\$ 26,057,708
Business-type Activities:										
Charges for Services:										
Ambulance Service (1)	\$ 4,691,709	\$ 5,033,696	\$ 4,912,868	\$ 5,243,281	\$ 0	\$ 0	\$ 0	\$ 0	\$ 0	\$ 0
Total Business-type Activities Program Revenues	\$ 4,691,709	\$ 5,033,696	\$ 4,912,868	\$ 5,243,281	\$ 0	\$ 0	\$ 0	\$ 0	\$ 0	\$ 0
Total Primary Government Program Revenues	\$ 16,845,993	\$ 16,952,007	\$ 16,944,401	\$ 18,236,211	\$ 19,000,378	\$ 19,760,621	\$ 18,754,493	\$ 22,152,548	\$ 20,667,890	\$ 26,057,708

(Continued)

Table 2

Anderson County, Tennessee  
Changes in Net Position  
Last Ten Fiscal Years  
(accrual basis of accounting) (cont.)

	Fiscal Year									
	2014	2015	2016	2017	2018	2019	2020	2021	2022	2023
<b>Net (Expense)/Revenue</b>										
Governmental Activities	\$ (29,979,536)	\$ (20,479,650)	\$ (21,458,579)	\$ (22,618,281)	\$ (21,200,199)	\$ (32,410,111)	\$ (27,020,692)	\$ (21,610,086)	\$ (25,609,324)	\$ (27,514,156)
Business-type Activities	(874,201)	(443,334)	(629,758)	(334,013)	0	0	0	0	0	0
<b>Total Primary Government Net Expense</b>	<b>\$ (30,853,737)</b>	<b>\$ (20,922,984)</b>	<b>\$ (22,088,337)</b>	<b>\$ (22,952,294)</b>	<b>\$ (21,200,199)</b>	<b>\$ (32,410,111)</b>	<b>\$ (27,020,692)</b>	<b>\$ (21,610,086)</b>	<b>\$ (25,609,324)</b>	<b>\$ (27,514,156)</b>
<b>General Revenues and Other Changes in Net Position</b>										
Governmental Activities:										
Taxes:										
Property Taxes	\$ 16,803,070	\$ 16,720,379	\$ 17,603,970	\$ 17,784,072	\$ 18,045,188	\$ 18,320,087	\$ 19,595,151	\$ 20,545,803	\$ 21,374,109	\$ 20,911,734
Sales Taxes	772,057	841,454	974,149	954,828	1,249,588	1,428,550	2,452,197	3,187,447	3,074,328	3,123,407
Other Taxes (2)	2,185,010	2,053,486	1,924,562	2,119,326	2,132,983	2,267,363	2,333,663	2,445,407	2,835,901	3,084,027
Grants and Contributions not Restricted to Specific Programs	4,027,520	4,870,251	5,013,622	4,934,772	5,413,716	5,526,788	5,191,858	7,518,593	4,710,914	5,352,194
Unrestricted Investment Income	25,187	28,659	25,252	33,688	79,209	120,759	174,606	35,059	15,427	179,483
Miscellaneous	25,413	44,590	26,921	71,469	35,196	23,312	59,092	37,697	13,401	37,701
Transfers	0	(628,381)	(172,312)	17,127	559,610	0	0	0	0	0
<b>Total Governmental Activities</b>	<b>\$ 23,838,257</b>	<b>\$ 23,930,438</b>	<b>\$ 25,396,164</b>	<b>\$ 25,915,282</b>	<b>\$ 27,515,490</b>	<b>\$ 27,686,859</b>	<b>\$ 29,806,567</b>	<b>\$ 33,770,006</b>	<b>\$ 32,024,080</b>	<b>\$ 32,688,546</b>
Business-type Activities:										
Gain on Disposal of Property	\$ 16,239	\$ 0	\$ 0	\$ 0	\$ 0	\$ 0	\$ 0	\$ 0	\$ 0	\$ 0
Miscellaneous	0	0	0	2416	0	0	0	0	0	0
Transfers	0	628,381	172,312	(17,127)	(559,610)	0	0	0	0	0
<b>Total Business-type Activities</b>	<b>\$ 16,239</b>	<b>\$ 628,381</b>	<b>\$ 172,312</b>	<b>\$ (14,711)</b>	<b>\$ (559,610)</b>	<b>\$ 0</b>	<b>\$ 0</b>	<b>\$ 0</b>	<b>\$ 0</b>	<b>\$ 0</b>
<b>Total Primary Government</b>	<b>\$ 23,854,496</b>	<b>\$ 24,558,819</b>	<b>\$ 25,568,476</b>	<b>\$ 25,900,571</b>	<b>\$ 26,955,880</b>	<b>\$ 27,686,859</b>	<b>\$ 29,806,567</b>	<b>\$ 33,770,006</b>	<b>\$ 32,024,080</b>	<b>\$ 32,688,546</b>
<b>Change in Net Position</b>										
Governmental Activities	\$ (6,141,279)	\$ 3,450,788	\$ 3,937,585	\$ 3,297,001	\$ 6,315,291	\$ (4,723,252)	\$ 2,785,875	\$ 12,159,920	\$ 6,414,756	\$ 5,174,390
Business-type Activities	(857,962)	185,047	(457,446)	(348,724)	(559,610)	0	0	0	0	0
<b>Total Primary Government (2) (3) (4)</b>	<b>\$ (6,999,241)</b>	<b>\$ 3,635,835</b>	<b>\$ 3,480,139</b>	<b>\$ 2,948,277</b>	<b>\$ 5,755,681</b>	<b>\$ (4,723,252)</b>	<b>\$ 2,785,875</b>	<b>\$ 12,159,920</b>	<b>\$ 6,414,756</b>	<b>\$ 5,174,390</b>

- (1) The Business-type Activity is Anderson County Emergency Medical Services. Subsequent to 2017 has been reflected as special revenue fund (Governmental Activities - Public Health and Welfare Expenditure Function).
- (2) See Table 3 for details of the amounts reflect per year.
- (3) In fiscal year ending 2014, the negative Change in Net Position is primarily due to the issuance of \$9,810,215 in debt (Other Loans) issued by the primary government and contributed the net proceeds to the Anderson County School Department which is reflected as a Discretely Presented Component Unit.
- (4) In fiscal year ending 2019, the negative Change in Net Position is primarily due to the issuance of \$10,900,000 in debt (Bonds) issued by the primary government and contributed the proceeds to the Anderson County School Department which is reflected as a Discretely Presented Component Unit.

Table 3

Anderson County, Tennessee  
Governmental Activities Tax Revenues by Source  
Last Ten Fiscal Years  
(accrual basis of accounting)

Fiscal Year	Property Tax (1)	Local Option Sales Tax	Other Taxes							Total Other Taxes	Total
			Hotel Motel Tax	Local Litigation Tax	Business Tax	Wholesale Beer Tax	Interstate Telecommunications Tax (2)	Mineral and Coal Gas & Oil Severance Taxes	Other Local Taxes		
2014	\$ 16,803,070	\$ 772,057	\$ 310,285	\$ 299,742	\$ 1,176,518	\$ 141,643	\$ 5,620	\$ 248,785	\$ 2,417	\$ 2,185,010	\$ 19,760,137
2015	16,720,379	841,454	340,344	324,034	1,011,454	140,146	3,698	231,280	2,530	2,053,486	19,615,319
2016	17,603,970	974,149	354,431	322,021	932,049	153,951	-	147,222	14,888	1,924,562	20,502,681
2017	17,784,072	954,828	364,465	366,881	1,024,707	152,116	-	169,362	41,795	2,119,326	20,858,226
2018	18,045,188	1,249,588	384,964	318,670	1,070,057	155,969	-	192,299	11,024	2,132,983	21,427,759
2019	18,320,087	1,428,550	395,870	364,060	1,137,029	171,673	-	185,268	13,463	2,267,363	22,016,000
2020	19,595,151	2,452,197	343,880	355,346	1,263,670	182,987	-	172,724	15,056	2,333,663	24,381,011
2021	20,545,803	3,187,447	423,965	308,090	1,363,386	185,017	-	159,726	5,223	2,445,407	26,178,657
2022	21,374,109	3,074,328	612,705	307,069	1,518,029	193,828	-	197,354	6,916	2,835,901	27,284,338
2023	20,911,734	3,123,407	659,156	320,631	1,662,970	192,133	-	233,673	15,464	3,084,027	27,119,168

(1) Includes current year, prior year, interest and penalty, and in-lieu-of property taxes.

(2) Interstate Telecommunications Tax were reallocated to the Discretely Presented Component Unit - Anderson County School Department starting in fiscal year 2016.

Table 4

Anderson County, Tennessee  
Fund Balances of Governmental Funds  
Last Ten Fiscal Years  
(modified accrual basis of accounting)

	2014	2015	2016	2017	2018	2019	2020	2021	2022	2023
<b>General Fund:</b>										
Nonspendable (1) (4)	\$ 154,483	\$ 1,126,488	\$ 960,146	\$ 1,808,392	\$ 1,040,858	\$ 12,500	\$ 11,250	\$ 23,836	\$ 8,750	\$ 7,900
Restricted (1)	1,219,876	1,167,992	1,375,295	1,411,627	1,535,977	1,792,009	1,161,525	1,050,479	1,189,693	1,871,714
Committed (1)	1,810,878	1,992,850	2,936,535	2,588,346	2,952,229	2,153,917	2,439,363	2,254,969	1,940,726	1,701,164
Assigned (1)	389,914	777,967	702,220	385,052	880,480	529,244	42,692	2,791,694	3,664,330	4,830,134
Unassigned (2)	4,283,011	4,152,389	4,511,788	3,791,841	5,625,259	7,508,363	8,923,493	10,912,239	11,248,265	11,255,599
<b>Total General Fund</b>	<b>\$ 7,858,162</b>	<b>\$ 9,217,686</b>	<b>\$ 10,485,984</b>	<b>\$ 9,985,258</b>	<b>\$ 12,034,803</b>	<b>\$ 11,996,033</b>	<b>\$ 12,578,323</b>	<b>\$ 17,033,217</b>	<b>\$ 18,051,764</b>	<b>\$ 19,666,511</b>
<b>All Other Governmental Funds:</b>										
Nonspendable (1)										
Special Revenue Funds	\$ 46,663	\$ 41,366	\$ 24,295	\$ 32,389	\$ 47,973	\$ 35,560	\$ 23,028	\$ 44,257	\$ 77,670	\$ 60,294
Debt Service Funds	7,020	7,020	102,630	198,150	6,272	0	0	0	0	0
Restricted (1)										
Special Revenue Funds	3,554,605	3,351,031	4,684,213	5,214,792	4,981,798	5,338,474	5,228,285	6,420,809	6,642,483	5,995,471
Debt Service Funds	4,804,733	4,513,262	4,442,662	4,528,560	4,320,709	2,463,406	2,192,016	2,649,474	739,783	653,862
Capital Projects Funds	489,112	490,834	571,724	393,328	188,429	120,339	4,296,785	284,821	125,360	375,460
Committed (1)										
Special Revenue Funds	497,182	497,741	497,741	499,004	89,306	642,137	809,821	1,425,526	829,027	741,572
Debt Service Funds	212,632	277,246	329,496	380,700	425,889	466,323	571,241	583,436	583,647	593,236
Capital Projects Funds	0	0	0	0	0	355,001	823,065	73,010	73,010	73,010
Reserved										
Unreserved, Reported in:										
Special Revenue Funds	0	0	0	0	(612,529)	0	0	0	0	(53,083)
<b>Total Other Governmental Funds</b>	<b>\$ 9,611,947</b>	<b>\$ 9,178,500</b>	<b>\$ 10,652,761</b>	<b>\$ 11,246,923</b>	<b>\$ 9,447,847</b>	<b>\$ 9,421,240</b>	<b>\$ 13,944,241</b>	<b>\$ 11,481,333</b>	<b>\$ 9,070,980</b>	<b>\$ 8,439,822</b>
<b>Total Governmental Funds (3)</b>	<b>\$ 17,470,109</b>	<b>\$ 18,396,186</b>	<b>\$ 21,138,745</b>	<b>\$ 21,232,181</b>	<b>\$ 21,482,650</b>	<b>\$ 21,417,273</b>	<b>\$ 26,522,564</b>	<b>\$ 28,514,550</b>	<b>\$ 27,122,744</b>	<b>\$ 28,106,333</b>

(1) See Exhibit C-1 for details of fund balances.

(2) Prior to fiscal year 2011, Unassigned was defined as Unreserved.

(3) See Table 5 for Net Change in Fund Balances from year to year.

(4) Fiscal years 2015-2018 included various amounts for a long term receivable from the Ambulance Service Fund.

During 2019 Anderson County Commission passed a resolution forgiving the June 30, 2018 balance of \$1,026,787.

Table 5

Anderson County, Tennessee  
Changes in Fund Balances of Governmental Funds  
Last Ten Fiscal Years  
(modified accrual basis of accounting)

	2014	2015	2016	2017	2018	2019	2020	2021	2022	2023
<b>Revenues:</b>										
Local Taxes	\$ 22,425,886	\$ 22,711,166	\$ 23,279,676	\$ 23,566,449	\$ 24,405,901	\$ 24,865,041	\$ 27,721,005	\$ 28,747,774	\$ 30,158,173	\$ 29,826,711
Licenses and Permits	443,118	398,036	304,082	352,987	334,894	506,165	402,944	592,884	516,455	509,071
Fines, Forfeitures, and Penalties	573,211	436,889	460,034	506,087	486,976	395,878	441,905	379,899	369,759	419,099
Charges for Current Services	997,164	977,045	1,130,186	1,112,020	6,196,798	6,136,255	6,197,730	6,604,943	6,568,571	7,064,878
Other Local Revenues	1,269,758	896,288	771,711	768,928	819,293	1,096,468	1,060,494	886,645	857,027	1,097,055
Fees Received from County Officials	4,059,132	3,919,202	3,979,478	3,935,125	3,779,542	3,826,199	4,246,093	4,633,303	4,752,834	4,696,776
State of Tennessee	4,574,843	5,045,929	5,153,509	5,000,725	6,938,862	7,202,488	5,932,772	7,787,685	6,557,021	6,649,608
Federal Government	980,468	597,890	708,870	947,632	1,170,857	927,299	1,355,116	3,148,668	1,857,308	5,656,637
Other Governments and Citizens Groups	1,167,135	1,705,985	1,782,793	1,941,128	1,973,217	1,932,380	1,941,800	2,926,575	1,550,814	2,426,141
<b>Total Revenues</b>	<b>\$ 36,490,715</b>	<b>\$ 36,688,430</b>	<b>\$ 37,570,339</b>	<b>\$ 38,131,081</b>	<b>\$ 46,106,340</b>	<b>\$ 46,888,173</b>	<b>\$ 49,299,859</b>	<b>\$ 55,708,376</b>	<b>\$ 53,187,962</b>	<b>\$ 58,345,976</b>
<b>Expenditures:</b>										
General Government	\$ 3,362,978	\$ 3,856,931	\$ 3,482,482	\$ 3,878,980	\$ 3,834,111	\$ 4,231,852	\$ 3,868,893	\$ 4,237,564	\$ 5,509,111	\$ 4,597,910
Finance	2,710,236	2,752,456	2,909,850	3,044,210	3,044,031	3,109,310	3,160,674	3,219,077	3,336,043	3,691,315
Administration of Justice	3,027,074	2,888,972	3,090,897	2,944,956	3,006,180	3,106,520	3,267,576	3,416,049	3,504,297	3,816,279
Public Safety	12,043,745	12,135,006	12,257,379	13,067,528	12,821,855	14,642,331	14,721,730	14,832,375	15,286,908	16,666,125
Public Health and Welfare	2,628,607	2,731,600	2,713,778	2,702,997	8,587,567	8,231,335	9,091,892	9,409,451	9,465,762	9,841,770
Social, Cultural, and Recreational Services	579,672	655,898	644,560	680,210	736,004	932,978	1,025,452	1,106,243	965,000	993,613
Agricultural and Natural Resources	210,497	209,216	231,371	243,121	248,764	243,505	228,504	245,539	238,475	228,073
Other Operations	1,336,855	1,152,466	1,230,479	1,838,190	1,247,261	1,254,930	1,473,512	1,704,115	2,489,749	2,187,919
Highways	2,841,991	3,432,702	2,664,137	4,453,512	4,431,339	4,256,579	4,572,666	4,133,345	5,825,313	7,943,205
Debt Service:										
Principal on Debt	2,291,914	3,147,167	2,976,386	3,368,560	3,689,418	3,639,551	3,490,495	4,016,206	4,935,082	3,606,470
Interest on Debt	1,695,882	1,985,781	1,847,162	1,804,155	1,672,002	1,804,381	2,102,532	2,180,651	2,043,869	1,871,223
Other Debt Service	180,407	88,571	92,411	251,212	268,041	248,639	516,762	84,402	87,281	85,320
Capital Projects	14,806,461	829,709	1,452,077	924,294	1,773,567	12,957,016	5,678,828	5,223,794	990,857	2,151,748
<b>Total Expenditures</b>	<b>\$ 47,716,319</b>	<b>\$ 35,866,475</b>	<b>\$ 35,592,969</b>	<b>\$ 39,201,925</b>	<b>\$ 45,360,140</b>	<b>\$ 58,658,927</b>	<b>\$ 53,199,516</b>	<b>\$ 53,808,811</b>	<b>\$ 54,677,747</b>	<b>\$ 57,680,970</b>
<b>Excess of Revenues</b>										
Over (Under) Expenditures	\$ (11,225,604)	\$ 821,955	\$ 1,977,370	\$ (1,070,844)	\$ 746,200	\$ (11,770,754)	\$ (3,899,657)	\$ 1,899,565	\$ (1,489,785)	\$ 665,006

(Continued)

Table 5

Anderson County, Tennessee  
Changes in Fund Balances of Governmental Funds  
Last Ten Fiscal Years  
(modified accrual basis of accounting) (Cont.)

	2014	2015	2016	2017	2018	2019	2020	2021	2022	2023
<b>Other Financing Sources (Uses):</b>										
Bonds Issued	\$ 0	\$ 0	\$ 0	\$ 0	\$ 0	10,900,000	\$ 7,180,000	\$ 0	\$ 0	\$ 0
Notes Issued	0	400,000	1,200,000	1,400,000	0	0	0	0	0	0
Capital Leases Issued	0	501,365	0	0	0	0	0	0	0	0
Refunding Debt Issued	3,100,000	0	0	8,030,000	11,080,000	0	13,920,000	0	0	0
Other Loans Issued	9,810,215	0	0	0	0	0	0	0	0	0
Premiums on Bonds Sold	74,022	0	0	3,157	1,359,374	568,061	3,632,107	0	0	0
Proceeds from Sale of Capital Assets	2,993	1,650	9,705	29,743	10,554	4,699	485,688	44,660	9,289	64,611
Insurance Recovery	10,289	19,300	19,389	13,919	164,752	126,789	141,759	47,761	88,690	253,972
Transfers In	676,667	216,100	49,100	269,691	0	1,464,989	2,986,353	1,006,350	608,758	0
Transfers Out	(936,807)	(1,034,293)	(513,005)	(690,141)	(840,494)	(1,359,161)	(2,706,353)	(1,006,350)	(608,758)	0
Redemption of Refunded Debt	(3,111,071)	0	0	(7,892,089)	(12,269,917)	0	(16,634,606)	0	0	0
<b>Total Other Financing Sources (Uses)</b>	<b>\$ 9,626,308</b>	<b>\$ 104,122</b>	<b>\$ 765,189</b>	<b>\$ 1,164,280</b>	<b>\$ (495,731)</b>	<b>\$ 11,705,377</b>	<b>\$ 9,004,948</b>	<b>\$ 92,421</b>	<b>\$ 97,979</b>	<b>\$ 318,583</b>
<b>Net Change in Fund Balances</b>	<b>\$ (1,599,296)</b>	<b>\$ 926,077</b>	<b>\$ 2,742,559</b>	<b>\$ 93,436</b>	<b>\$ 250,469</b>	<b>\$ (65,377)</b>	<b>\$ 5,105,291</b>	<b>\$ 1,991,986</b>	<b>\$ (1,391,806)</b>	<b>\$ 983,589</b>
<b>Debt Service as a Percentage of Noncapital Expenditures</b>										
Principal on Debt	\$ 2,291,914	\$ 3,147,167	\$ 2,976,386	\$ 3,368,560	\$ 3,689,418	\$ 3,639,551	\$ 3,490,495	\$ 4,016,206	\$ 4,935,082	\$ 3,606,470
Interest on Debt	1,695,882	1,985,781	1,847,162	1,804,155	1,672,002	1,804,381	2,102,532	2,180,651	2,043,869	1,871,223
Other Debt Service										85,320
<b>Total Debt Service Expenditures</b>	<b>\$ 3,987,796</b>	<b>\$ 5,132,948</b>	<b>\$ 4,823,548</b>	<b>\$ 5,172,715</b>	<b>\$ 5,361,420</b>	<b>\$ 5,443,932</b>	<b>\$ 5,593,027</b>	<b>\$ 6,196,857</b>	<b>\$ 6,978,951</b>	<b>\$ 5,563,013</b>
<b>Total Expenditures</b>	<b>\$ 47,716,319</b>	<b>\$ 35,866,475</b>	<b>\$ 35,592,969</b>	<b>\$ 39,201,925</b>	<b>\$ 45,360,140</b>	<b>\$ 58,658,927</b>	<b>\$ 53,199,516</b>	<b>\$ 53,808,811</b>	<b>\$ 54,677,747</b>	<b>\$ 57,680,970</b>
Less Contributions of Debt Proceeds to Anderson County School Department	(9,676,315.00)	(400,000.00)	-	-	-	(11,275,996)	-	-	-	-
Less Expenditures that Result in Increase of Capital Assets	(5,029,050)	(2,012,647)	(748,758)	(1,275,934)	(2,554,212)	(2,488,889)	(6,497,963)	(4,883,087)	(2,310,822)	(2,776,507)
<b>Total Adjusted Expenditures</b>	<b>\$ 33,010,954</b>	<b>\$ 33,453,828</b>	<b>\$ 34,844,211</b>	<b>\$ 37,925,991</b>	<b>\$ 42,805,928</b>	<b>\$ 44,894,042</b>	<b>\$ 46,701,553</b>	<b>\$ 48,925,724</b>	<b>\$ 52,366,925</b>	<b>\$ 54,904,463</b>
<b>Debt Service as a Percentage of Noncapital Expenditures</b>	<b>12.1%</b>	<b>15.3%</b>	<b>13.8%</b>	<b>13.6%</b>	<b>12.5%</b>	<b>12.1%</b>	<b>12.0%</b>	<b>12.7%</b>	<b>13.3%</b>	<b>10.1%</b>

Table 6

Anderson County, Tennessee  
General Governmental Tax Revenues by Source  
Last Ten Fiscal Years  
(modified accrual basis of accounting)

<u>Fiscal Year</u>	<u>Property Tax</u>	<u>Local Option Sales Tax</u>	<u>Interstate Communications Tax (2)</u>	<u>Hotel Motel Tax</u>	<u>Local Litigation Tax</u>	<u>Business Tax</u>	<u>Mineral Severance Taxes</u>	<u>Coal Severance Taxes</u>	<u>Wholesale Beer Tax (1)</u>	<u>Bank Excise Tax</u>	<u>Other Local Tax</u>	<u>Total</u>
2014	\$ 16,732,170	\$ 771,814	\$ 5,620	\$ 310,285	\$ 299,742	\$ 1,176,518	\$ 118,949	\$ -	\$ 141,643	\$ 50,031	\$ 1,838	\$ 19,608,610
2015	17,103,773	840,009	3,698	340,344	324,034	1,011,454	101,273	171	140,146	30,069	1,700	19,896,671
2016	17,419,382	972,826	3,401	354,431	322,021	932,049	93,556	-	153,951	52,191	10,939	20,314,747
2017	17,747,348	953,129	3,266	364,465	366,881	1,024,707	114,214	1,482	152,116	50,777	38,437	20,816,822
2018	17,994,943	1,208,047	9	384,964	318,670	1,070,057	163,675	125	155,969	60,240	9,713	21,366,412
2019	18,002,531	1,423,227	-	395,870	364,060	1,137,029	122,657	200	171,673	92,286	9,504	21,719,037
2020	19,975,558	2,376,630	-	343,880	355,346	1,263,670	139,861	15	182,987	193,595	9,680	24,841,222
2021	20,262,324	3,084,005	-	423,965	308,090	1,363,386	127,954	-	185,017	194,524	5,223	25,954,488
2022	21,796,251	3,098,488	-	612,705	307,069	1,518,029	145,813	-	193,828	241,414	6,916	27,920,513
2023	20,794,476	3,143,244	-	659,156	320,631	1,662,970	149,639	-	192,133	311,626	15,464	27,249,339

(1) Wholesale Beer Tax has been allocated to the primary government starting fiscal year 2012.

(2) Starting in Fiscal Year 2018 Interstate Communications Tax has been allocated to the Anderson County School Department which is presented as a Discretely Presented Component Unit.

Table 7

Anderson County, Tennessee  
Appraised and Assessed Value of Taxable Property (1)  
Last Ten Fiscal Years

Fiscal Year Ended June 30	Tax Year	Real Property		Personal Property		Public Utility Property		Total		Total Direct Tax Rate	Ratio of Total Assessed to Total Appraised
		Appraised Value	Assessed Value	Appraised Value	Assessed Value	Appraised Value	Assessed Value	Appraised Value	Assessed Value		
2014	2013	\$ 5,158,438,800	\$ 1,466,353,110	\$ 467,797,674	\$ 140,339,403	\$ 74,311,255	\$ 40,871,190	\$ 5,700,547,729	\$ 1,647,563,703	\$ 2.5290	28.90%
2015	2014	5,163,144,200	1,468,938,710	451,860,673	135,558,295	79,575,664	43,766,615	5,694,580,537	1,648,263,620	2.5290	28.94%
2016	2015 (2)	4,983,179,900	1,432,911,060	523,996,186	157,198,953	83,780,171	46,079,094	5,590,956,257	1,636,189,107	2.7903	29.26%
2017	2016	5,033,026,000	1,447,855,685	565,160,540	161,601,506	83,899,584	46,144,771	5,682,086,124	1,655,601,962	2.7903	29.14%
2018	2017	5,083,535,000	1,462,664,725	609,152,390	174,726,476	72,272,218	39,749,720	5,764,959,608	1,677,140,921	2.7903	29.09%
2019	2018	5,085,896,000	1,638,277,474	608,890,153	174,652,889	71,503,836	39,327,110	5,766,289,989	1,852,257,473	2.7903	32.12%
2020	2019	5,883,757,907	1,679,670,564	727,543,307	194,730,039	69,487,060	38,217,883	6,680,788,274	1,912,618,486	2.8903	28.63%
2021	2020 (2)	5,968,029,500	1,703,450,615	795,652,036	238,695,721	80,961,689	44,528,929	6,844,643,225	1,986,675,265	2.6289	29.03%
2022	2021	6,066,293,900	1,731,372,575	850,359,447	255,107,924	89,330,933	49,132,013	7,005,984,280	2,035,612,512	2.6289	29.06%
2023	2022	6,178,018,300	1,762,083,430	881,520,152	200,485,821	72,272,218	39,749,720	7,131,810,670	2,002,318,971	2.6289	28.08%

(1) Anderson County Property Assessor establishes the Appraised Value for Real and Personal Property Taxes for each tax year. State statutes provides the following % rates to be utilized in the calculation of assessed values:

Real Property: Residential and Farm at 25 percent of value.  
Commercial and Industrial at 40 percent of value.

Personal Property: 30 percent of value.

Public Utility Property are appraised by the State of Tennessee and the following rates are utilized in the calculation of assessed values:

Railroads at 40 percent of value.  
Other Public Utilities at 55 percent of value.

(2) For these in fiscal year 2015 and 2020, county-wide reappraisals of real property were conducted by the State of Tennessee, Division of Property Assessments as required by controlling statutes.

Although not reflected on this table the State of Tennessee has completed the review of real and personal property values to be utilized in fiscal year 2021 (Tax Year 2020). Commission has adopted a direct Tax rate of \$2.6289.

Table 8

Anderson County, Tennessee  
Property Tax Rates - Direct and Overlapping Governments (1)  
Last Ten Fiscal Years

County Direct Rates													Overlapping Rates								
Fiscal Year	Tax Year	General Fund	Library Fund	Ambulance Fund	Solid Waste Fund	Highway Dept. Fund	General Debt Service Fund	Rural Debt Service	Education Debt Service	Capital Projects Fund	General Purpose School Fund	Educational Projects Fund	Total Direct Tax Rate	Total Direct Inside Clinton	Total Direct Inside Oak Ridge	Total Direct Remainder of Anderson County	(2) City of Clinton	(2) City of Oak Ridge	(2) City of Norris	(2) City of Rocky Top	(2) Town of Oliver Springs
2014	2013	\$ 0.6914	\$ 0.0262	\$ 0.0000	\$ 0.0619	\$ 0.0275	\$ 0.1000	\$ 0.0290	\$ 0.1530	\$ 0.0000	\$ 1.4400	\$ 0.0000	\$ 2.5290	\$ 2.5000	\$ 2.3470	\$ 2.5290	\$ 0.7600	\$ 2.3900	\$ 1.5500	\$ 1.6000	\$ 1.0200
2015	(3) 2014	0.6900	0.0262	0.0000	0.0619	0.0275	0.1000	0.0290	0.1530	0.0014	1.4400	0.0000	2.5290	2.5000	2.3470	2.5290	0.7600	2.3900	1.5500	1.6000	1.0200
2016	2015	0.7373	0.0282	0.0000	0.0658	0.0448	0.1063	0.0314	0.1644	0.0016	1.6105	0.0000	2.7903	2.7589	2.5945	2.7903	0.9400	2.5200	1.6709	2.0000	1.3200
2017	2016	0.7247	0.0282	0.0000	0.0658	0.0291	0.1063	0.0314	0.1644	0.0019	1.6105	0.0280	2.7903	2.7589	2.5945	2.7903	0.9400	2.5200	1.6709	2.0000	1.3200
2018	2017	0.7527	0.0282	0.0000	0.0658	0.0291	0.1063	0.0314	0.1644	0.0019	1.6105	0.0000	2.7903	2.7589	2.5945	2.7903	0.9400	2.5200	1.6709	2.0000	1.3200
2019	(4) 2018	0.7520	0.0283	0.0174	0.0669	0.0317	0.0000	0.0314	0.1644	0.0877	1.6105	0.0000	2.7903	2.7589	2.5945	2.7903	0.9400	2.5400	1.6709	2.0000	1.3210
2020	2019	0.7827	0.0282	0.0150	0.0667	0.0291	0.1054	0.0314	0.1644	0.0069	1.6105	0.0500	2.8903	2.8589	2.6945	2.8903	0.9400	2.5600	1.7800	2.0000	1.3200
2021	(5) 2020	0.7148	0.0258	0.0137	0.0609	0.0266	0.0915	0.0273	0.1456	0.0063	1.4708	0.0456	2.6289	2.6016	2.4560	2.6289	0.8646	2.3136	1.5439	2.0000	1.1394
2022	2021	0.6823	0.0258	0.0212	0.0609	0.0266	0.0915	0.0273	0.1456	0.0313	1.4708	0.0456	2.6289	2.6016	2.4560	2.6289	0.8646	2.3136	1.5439	2.0000	1.1358
2023	2022	0.6823	0.0258	0.0212	0.0709	0.0266	0.0915	0.0273	0.1456	0.0213	1.4708	0.0456	2.6289	2.6016	2.4560	2.6289	0.8646	2.3136	1.5439	2.0000	1.1358

- (1) Tax rates are in dollars per \$100 of assessed value.
- (2) City residents pay county taxes in addition to city taxes.
- (3) The Capital Project Fund was added to the property tax distribution in 2015 to help fund Capital Projects.
- (4) County Commission had strived to maintain a consistent Total Direct Tax Rate of \$2.7903. However County Commission utilized the 2017 tax rate of \$.1063 allocated to the General Debt Service Fund to provide additional funding for other funds including the Ambulance Service, Highway, and the Capital Projects Funds.
- (5) In fiscal years 2015 and 2020, county-wide reappraisals of real property were conducted by the State of Tennessee, Division of Property Assessments.

Table 9

Anderson County, Tennessee  
Principal Property Taxpayers (1)  
Current Fiscal Year and Nine Years Ago

Taxpayer	2023			2014		
	Taxable Assessed Value	Rank	Percentage of Total Taxable Assessed Value (2)	Taxable Assessed Value	Rank	Percentage of Total Taxable Assessed Value (3)
Aisin Automotive	\$ 44,918,813	1	2.35%			
Oak Ridge Project LLC C/O LawlerWood Y-12 (4)	36,320,839	2	1.90%	\$ 36,615,688	1	2.28%
SL Corp/SAMLIP (5)	27,619,258	3	1.44%	19,508,767	2	1.21%
Magna International	23,882,480	4	1.25%	14,764,524	3	0.92%
General Motors LLC (6)	15,780,491	5	0.83%	-		0.00%
Summit Properties/Hollingsworth	14,599,197	6	0.76%	12,003,720	4	0.75%
3M Company	13,217,827	7	0.69%			
R&R Properties/Richard Chinn	12,132,185	8	0.63%			
TN Oak Ridge Rutgers, LLC (7)	11,748,200	9	0.61%			0.00%
Methodist Medical Center	10,064,280	10	0.53%	9,571,560	5	0.60%
CTP Transportation/The Carlstar Group (8)	-			8,937,326	6	0.56%
Wal Mart (9)	-			8,988,129	7	0.56%
Bell South (11)	-			8,580,096	8	0.53%
Food Lion (10)	-			8,315,815	9	0.52%
Norfolk Southern				8,032,674	10	0.50%
Totals (5)	<u>\$ 210,283,570</u>		<u>8.65%</u>	<u>\$ 135,318,299</u>		<u>8.42%</u>

(1) Taken from the records of the Anderson County Trustee's Office.

(2) Total taxable value including real, personal, and public utility property for tax year 2022 (fiscal year 2023) is \$2,052,335,354.

(3) Total taxable value including real, personal, and public utility property for tax year 2013 (fiscal year 2014) is \$1,606,754,137.

(4) Item identified as Oak Ridge Project, LLC C/O Lawwer Wood Y-12 for 2020 had previously been referred to as just Oak Ridge Project, LLC.

(5) SL Corp/SAMLIP first appeared in the top ten during the 2013 year.

(6) General Motors LLC first appeared in the top ten during the 2016 year.

(7) TN Oak Ridge Rutgers, LLC first appeared in the top ten during the 2019 year.

(8) CTP Transportation/The Carlstar Group (also previously identified as Carlisle Tire, Inc) first appeared in the top ten during the 2012 year.

(9) Wal Mart was last included in the top ten for the 2018 year.

(10) Food Lion closed and was not included in taxable assessed value beyond tax year 2016.

(11) Bell South was last included in the top ten for the 2017 year.

Table 10

Anderson County, Tennessee  
Property Tax Levies and Collections  
Last Ten Fiscal Years

Fiscal Year Ended June 30	Tax Year	Total Tax Levy for Fiscal Year (1)	Collected within the Fiscal Year of the Levy		Activity in Subsequent Years (2)	Total Collections to Date		Uncollected Taxes to Date	
			Amount (1)	Percentage of Levy		Amount	Percentage of Levy	Amount	Percentage of Levy
2014	2013	\$ 40,226,997	\$ 37,697,807	93.71%	\$ 1,932,216	\$ 39,630,023	98.52%	\$ 111,076	0.28%
2015	2014	40,044,880	37,953,500	94.78%	2,011,303	39,964,803	99.80%	159,164	0.40%
2016	2015	42,877,374 (3)	40,768,406	95.08%	2,191,955	42,960,361	100.19%	97,665	0.23%
2017	2016	44,203,194	41,919,681	94.83%	2,327,051	44,246,732	100.10%	91,558	0.21%
2018	2017	44,517,403	42,113,903	94.60%	3,018,233	45,132,136	101.38%	76,449	0.17%
2019	2018	45,375,560 (4)	42,314,423	93.25%	2,123,016	44,437,439	97.93%	42,904	0.09%
2020	2019	48,091,880 (5)	45,879,445	95.40%	2,786,171	48,665,616	101.19%	89,419	0.19%
2021	2020	50,869,848	47,902,030	94.17%	1,579,422	49,481,452	97.27%	181,647	0.36%
2022	2021	52,113,017	50,160,401	96.25%	(240,304)	49,920,097	95.79%	373,194	0.72%
2023	2022	50,865,165	49,133,476	96.60%	-	49,133,476	96.60%	1,971,993	3.88%

(1) Amounts consist of Real and Personal Taxes, Pick Up Taxes, Public Utility Taxes and corrections made before June 30th of the fiscal year.

(2) Activity in subsequent years include two items:

Activity include amounts collected and additional corrections by the Trustee prior to submitting the uncollected taxes to the Clerk and Master.

Also included are collections and corrections made in the Clerk & Master's office that relate to each individual tax levy prior to June 30, 2021.

(3) Increases in the total direct tax rates from the prior rates was the primary causes of the tax levy increases for these years. See Table 8.

(4) Increase in the assessed value from prior year was the primary causes of the tax levy increase for this year as Total Direct Tax Rate was \$2.7903 for both years. See Tables 7 and 8.

(5) Increase in the total tax levy from prior year was the result of additional assessed value and an increase of \$.10 in the direct tax rate. See table 7 and table 8.

Table 11

Anderson County, Tennessee  
Ratios of Outstanding Debt by Type  
Last Ten Fiscal Years

Fiscal Year	Governmental Activities							Business-type Activities		Percentage of Personal Income (4)	Debt Per Capita (4)	
	General Obligation Bonds	Unamortized Premium on Debt	Less Deferred Amount on Refunding	Net General Obligation Bonds (2)	Other Loans (1)	Capital Outlay Notes	Leases	Total Governmental Activities	Capital Outlay Notes			Total Primary Government
2014	\$ 45,740,000	\$ 800,455	\$ (117,061)	\$ 46,423,394	\$ 12,565,964	\$ 823,217	\$ 545,752	\$ 60,358,327	\$ 0	\$ 60,358,327	3.11%	\$ 800
2015	43,850,000	727,386	(68,019)	44,509,367	12,013,043	638,009	928,079	58,088,498	223,225	58,311,723	1.98%	773
2016	41,865,000	654,317	(31,984)	42,487,333	11,350,279	1,682,802	754,664	56,275,078	194,000	56,469,078	1.73%	749
2017	40,500,000	584,387	(550,709)	40,533,678	10,663,455	2,630,562	570,168	54,397,863	163,000	54,560,863	1.87%	724
2018	37,150,000	1,710,545	(423,456)	38,437,089	9,933,019	2,166,322	373,426	50,909,856	0	50,909,856	1.71%	671
2019	46,070,000	2,069,946	(407,839)	47,732,107	9,123,000	1,527,082	163,134	58,545,323	0	58,545,323	1.88%	768
2020	48,155,000	5,114,448	(49,389)	53,220,059	8,394,000	1,303,842	29,879	62,947,780	0	62,947,780	1.95%	818
2021	45,525,000	4,666,767	(68,535)	50,123,232	7,654,000	744,602	275,415	58,797,249	0	58,797,249	1.77%	762
2022	42,640,000	4,219,086	(85,627)	46,773,459	6,445,000	2,952	175,983	53,397,394	0	53,397,394	1.49%	688
2023	39,575,000	3,771,405	(99,861)	43,246,544	6,020,000	-	62,465	49,329,009	0	49,329,009	1.25%	625

(1) Includes long-term loans payable financed by PBA loan agreements and USDA loan agreements for Briceville Library (which was retired during fiscal year 2019).

(2) Prior to this fiscal year, the capital lease relating to the Headstart Facility was reflected as an obligation of Anderson County School Department (an discretely presented component unit).

(3) The Ambulance Service was treated as an Enterprise Fund before being transferred to a Special Revenue Fund effective at the start of the 2018 fiscal year.

(4) See Table 16 (Demographic and Economical Statistics) for personal income and population data.

Table 12

Anderson County, Tennessee  
Ratios of General Bonded Debt Outstanding (1)  
Last Ten Fiscal Years

<u>Fiscal Year</u>	<u>Estimated Population (2)</u>	<u>Assessed Property Value</u>	<u>Net General Obligation Bonds (3)</u>	<u>Less: Net Position Restricted For Debt Service</u>	<u>Net Bonded Debt (4)</u>	<u>Ratio of Net Bonded Debt to Assessed Value</u>	<u>Net Bonded Debt Per Capita</u>
2014	75,411	\$ 1,647,563,703	\$ 46,423,394	\$ 2,555,580	\$ 43,867,814	2.66%	\$ 582
2015	75,411	1,648,263,620	44,509,367	2,700,050	41,809,317	2.54%	554
2016	75,411	1,636,189,107	42,487,333	2,839,152	39,648,181	2.42%	526
2017	75,936	1,655,601,962	40,533,678	3,001,213	37,532,465	2.27%	494
2018	76,257	1,677,140,921	38,437,089	3,044,885	35,392,204	2.11%	464
2019	76,482	1,852,257,473	47,732,107	1,305,439	46,426,668	2.51%	607
2020	76,978	1,912,618,486	53,220,059	1,482,116	51,737,943	2.71%	672
2021	77,123	1,986,675,265	50,123,232	1,319,281	48,803,951	2.46%	633
2022	77,576	2,035,612,512	46,773,459	40,363	46,733,096	2.30%	602
2023	78,913	2,002,318,971	43,246,544	171,607	43,074,937	2.15%	546

- (1) Includes long-term loans payable financed by PBA loan agreements and USDA loan agreements as these instruments are in substance the same as bonded debt and also are primarily funded by local property taxes.
- (2) Estimated Population is taken from Table 16.
- (3) See Table 11 for the effects of Deferred Amounts on Refunds and Unamortized Premiums on Debt, which is included in these amounts.
- (4) Net Bonded Debt is the effect of only the Bonded Debt for the county less net position restricted for debt service.

Table 13

Anderson County, Tennessee  
Direct and Overlapping Governmental Activities Debt  
As of June 30, 2023

Direct General Bonded Debt, Loans, Notes, and Capital Leases Payable:	Total
Anderson County (Amount from Table 11 Debt Ratios)	\$ 49,428,870 (1)
Less: Balance of Debt Issued for the Benefit of School Department	(26,582,465) (2)
Less: Amount Restricted for Debt Service (3)	
Fund Balance in General Debt Service	\$ (686,940)
Committed	463,700
Portion of Fund Balance Restricted	<u>\$ (223,240)</u>
Deferred Revenue (Delinquent Property Taxes)	(43,541)
Accrued Interest that will be paid by the General Debt Service Fund	95,174
Amount Restricted for Debt Service on Exhibit A	(171,607)
Total Direct General Bonded Debt, Loans, Notes, and Capital Leases Payable - Net	<u>\$ 22,674,798</u>
Overlapping General Bonded Debt:	
City of Oak Ridge	\$ 99,603,791 (4)
City of Clinton	4,267,669 (4)
City of Rocky Top	<u>206,400 (4)</u>
Total Overlapping General Bonded Debt	<u>\$ 104,077,860</u>
<b>TOTAL DIRECT GENERAL BONDED DEBT AND LOANS PAYABLE AND OVERLAPPING GENERAL BONDED DEBT</b>	<u><u>\$ 126,752,658</u></u>

Method used to calculate overlapping debt:

- (1) Information on the county's General Bonded Debt, Loans, and Leases Payable is taken from information on Table 11 including: General Obligation Bonds, Unamortized Premiums, Other Loans, and Leases.
- (2) The Debt Issued for the Benefit of School Department is taken from the Schedule of Changes in Long-term Notes, Other Loans, Capital Leases in Bonds. Amount is the total of debt outstanding at June 30, 2023 which will be paid through the Rural Debt Service or the Education Debt Service Fund.
- (3) The amount Restricted for Debt Service is taken from Exhibit A and this amount is related to the General Debt Service Fund only as the balances in the Rural School Debt Service and Educational Debt Service Funds follow the school debt.
- (4) The overlapping General Bonded Debt is obtained from each individual city in Anderson County. Their totals are then added to the county's Total Direct General Bonded Debt, Loans, Notes, Loans and Leases Payables - net to obtain Total Direct General Bonded Debt and Loans Payable and Overlapping General Bonded Debt.

Table 14

Anderson County, Tennessee  
Legal Debt Margin Information  
June 30, 2023

Not Applicable to Anderson County, Tennessee

NOTE: Section 9-21-103 of the laws of the State of Tennessee provides that bonds or notes may be issued without regard to any limit on indebtedness for Tennessee counties.

Table 15

Anderson County, Tennessee  
Pledged Revenue Coverage  
June 30, 2023

Not Applicable to Anderson County, Tennessee

NOTE: All debt obligation were based on Anderson County's ability to establish ad valorum tax in amounts necessary to cover all future debt service requirements.

Table 16

Anderson County, Tennessee  
Demographic and Economic Statistics  
Last Ten Fiscal Years

Fiscal Year	Population (1)	Personal Income (amounts expressed in thousands) (1)	Per Capita Personal Income (1)	Median Age (1)	School Attendance (2)	Unemployment Rate (3)
2014	75,411	\$ 1,942,437	\$ 25,758	43.1	8,096	7.0%
2015	75,411	2,952,190	39,148	42.4	8,053	6.4%
2016	75,411	3,261,601	43,251	43.1	8,022	5.1%
2017	75,411	2,913,655	38,637	43.2	7,739	4.6%
2018	75,936	2,978,590	39,225	43.3	7,772	4.5%
2019	76,257	3,114,870	40,847	43.3	7,624	4.4%
2020	76,978	3,221,760	41,853	43.3	7,559	5.0%
2021	77,123	3,319,760	43,045	43.3	7,357	5.4%
2022	77,576	3,585,951	46,225	43.1	7,409	3.2%
2023	78,913	3,948,724	50,039	42.8	7,391	3.9%

Data Sources:

- (1) Tennessee Demographics by Fred Economic Data and U.S. Census Bureau.
- (2) Tennessee Department of Education for Anderson County Schools.
- (3) Tennessee Department of Labor and Workforce Development.

Table 17

Anderson County, Tennessee  
Principal Employers  
Current Year and Nine Years Ago

<u>Employer</u>	<u>2023</u>			<u>2014</u>		
	<u>Employees</u>	<u>Rank</u>	<u>Percentage of County Work Force (1)</u>	<u>Employees</u>	<u>Rank</u>	<u>Percentage of County Work Force (2)</u>
Y12 National Security Complex	7,800	1	21.55%	5,000	1	13.48%
UT Battelle(Oak Ridge National Labs)	5,922	2	16.36%	4,500	2	12.13%
UCOR (Bechtel Jacobs)	2,122	3	5.86%	1,337	5	3.60%
Anderson County Government	1,557	4	4.30%	1,716	3	4.63%
Eagle Bend Mfg .	1,244	5	3.44%			0.00%
Methodist Medical Center	1,000	6	2.76%	1,350	4	3.64%
SL Tennessee	913	7	2.52%			0.00%
SiTel	855	8	2.36%	600	9	1.62%
Oak Ridge Associated Universities	833	9	2.30%	1,000	7	2.70%
Aisin Automotive	828	10	2.29%			0.00%
SAIC			-	1,000	6	2.70%
Energy Solutions			-	620	8	1.67%
City of Oak Ridge			-	450	10	1.21%
<b>Total</b>	<b>23,074</b>		<b>63.75%</b>	<b>17,573</b>		<b>47.37%</b>

Source(s): East Tennessee Economic Development Agency, Anderson County Chamber of Commerce, Tennessee Department of Economic & Community Development and Bureau of Labor Statistics.

(1) The total County Work Force for 2023 = 36,192

(2) The total County Work Force for 2014 = 37,100

Table 18

Anderson County, Tennessee  
Full-time Equivalent County Government Employees by Function  
Last Ten Fiscal Years

<u>Function</u>	<u>2014</u>	<u>2015</u>	<u>2016</u>	<u>2017</u>	<u>2018</u>	<u>2019</u>	<u>2020</u>	<u>2021</u>	<u>2022</u>	<u>2023</u>
General Government	48.0	50.0	39.0	35.0	32.0	33.0	39.0	42.0	44.0	49.0
Finance	42.0	46.0	44.0	46.0	45.0	45.0	50.0	46.0	50.0	49.0
Administration of Justice	40.0	46.0	42.0	45.0	48.0	46.0	45.0	49.0	48.0	50.0
Public Safety	179.0	167.0	172.0	173.0	178.0	181.0	189.0	183.0	175.0	174.0
Public Health and Welfare	90.0	91.0	77.0	75.0	74.0	74.0	43.0	81.0	87.0	89.0
Social, Cultural, and Recreational Services	7.0	7.0	8.0	10.0	9.0	10.0	11.0	11.0	11.0	11.0
Agriculture and Natural Resources	2.0	2.0	1.0	1.0	1.0	1.0	1.0	1.0	1.0	1.0
Other Operations	4.0	6.0	5.0	5.0	4.0	3.0	4.0	4.0	4.0	4.0
Solid Waste	3.0	3.0	3.0	3.0	3.0	4.0	3.0	4.0	4.0	3.0
Highways	28.0	26.0	25.0	25.0	28.0	25.0	27.0	28.0	25.0	25.0
<b>TOTAL</b>	<u>443.0</u>	<u>444.0</u>	<u>416.0</u>	<u>418.0</u>	<u>422.0</u>	<u>422.0</u>	<u>412.0</u>	<u>449.0</u>	<u>449.0</u>	<u>455.0</u>

Table 19

Anderson County, Tennessee  
Operating Indicators by Function  
Last Ten Fiscal Years

Function:	2014	2015	2016	2017	2018	2019	2020	2021	2022	2023
Register of Deeds										
Documents Filed	10,969	10,157	10,881	11,096	11,197	11,265	12,504	14,724	15,505	11,252
Chancery Court										
Cases Filed	2,029	1,753	1,617	1,919	1,861	1,701	1,820	1,775	2,076	1,761
Case Dispositions	2,076	1,629	2,292	1,805	1,656	1,639	1,937	1,589	2,103	1,638
General Sessions Court I										
Civil Cases Filed	2,019	1,761	1,531	1,761	1,607	1,612	815	1,169	1,029	1,085
Criminal Cases Files	3,120	5,524	5,883	7,054	6,183	4,351	4,890	2,385	3,671	2,109
General Sessions Court II										
Civil Cases Filed	1,146	772	984	1,062	1,150	1,835	1,203	1,303	1,169	1,284
Criminal Cases Files	3,770	3,982	4,014	4,550	4,728	3,638	3,019	3,705	3,747	3,190
Circuit Court										
Cases Filed	458	271	273	225	179	183	152	149	168	144
Case Dispositions	325	255	270	301	220	181	178	145	162	149
Criminal Court										
Cases Filed	708	761	1,124	1,049	1,188	1,052	946	1,162	1,051	1,157
Case Dispositions	1,034	947	1,434	1,177	955	1,129	876	1,218	1,065	1,088
Sheriff's Department										
Physical Arrests	2,172	2,165	2,027	2,315	2,221	2,454	2,220	3,896	3,691	3,659
Traffic Violations	895	528	441	596	688	383	592	1,030	495	531
Back-Up Units Required	7,442	7,819	8,811	9,248	8,209	10,174	14,135	12,213	12,531	11,566
Emergency Dispatch										
Calls for Service										
Sherriff	26,558	24,845	26,322	28,699	28,521	54,353	47,703	27,424	23,274	26,300
Ambulance	31,882	29,774	29,831	25,975	21,743	17,800	16,405	17,384	18,424	22,269
Fire and Rescue Calls	4,894	7,495	4,894	4,706	4,894	4,548	3,954	1,737	6,552	20,907
Ambulance Service										
Transports (1)	17,210	16,250	17,243	17,157	15,030	14,139	16,707	13,593	14,457	14,843
Highway Department										
Road Resurfacing (miles)	0	8.2	3.1	19.5	16.6	12.48	19.5	9.4	34.2	42.6

Sources: Various respective government departments.

(1) These numbers only represent actual transports of patients. They do not represent any calls that had no transports or a stand-by.

Table 20

Anderson County, Tennessee  
Capital Assets Statistics by Function  
Last Ten Fiscal Years

Function	Fiscal Year Ending									
	2014	2015	2016	2017	2018	2019	2020	2021	2022	2023
General Government										
Buildings	5	5	5	6	6	6	5	5	5	5
Vehicles	13	10	10	7	7	7	7	8	8	9
Finance										
Vehicles	0	0	4	4	4	5	4	4	4	5
Administration of Justice										
Buildings	0	0	0	0	0	1	1	1	1	1
Vehicles	1	1	1	1	1	3	3	4	4	4
Public Safety										
Buildings	6	6	6	5	5	5	5	5	5	5
Vehicles	108	112	113	113	113	133	135	139	139	126
Haz-mat Vehicle	1	1	1	1	1	1	1	1	1	1
Mine Resistance Vehicle	0	0	0	0	0	0	1	1	1	1
Public Health and Welfare										
Buildings	3	4	4	7	8	10	10	10	10	10
Ambulances	19	21	19	19	19	19	19	19	19	21
Vehicles	9	10	9	8	8	8	8	8	8	13
Social, Cultural, and Recreational										
Buildings	2	2	2	2	4	4	4	4	4	4
Parks	7	7	7	7	7	7	7	7	7	7
Highway (1)										
Buildings	1	1	1	1	1	1	1	1	1	1
Bridges	69	69	69	69	69	69	69	69	69	69
Roads (miles)	507	507	507	509	509	509	509	510	510	511

In Highway Function Vehicles are considered as equipment which are not reflected on this table.

Sources: Various government departments.

# SINGLE AUDIT SECTION



JASON E. MUMPOWER  
*Comptroller*

**Report on Internal Control Over Financial Reporting and on Compliance and  
Other Matters Based on an Audit of Financial Statements Performed in  
Accordance with *Government Auditing Standards***

Independent Auditor's Report

Anderson County Mayor and  
Board of County Commissioners  
Anderson County, Tennessee

To the County Mayor and Board of County Commissioners:

We have audited, in accordance with the auditing standards generally accepted in the United States of America and the standards applicable to financial audits contained in *Government Auditing Standards* issued by the Comptroller General of the United States, the financial statements of the governmental activities, the aggregate discretely presented component units, each major fund, and the aggregate remaining fund information of Anderson County, Tennessee, as of and for the year ended June 30, 2023, and the related notes to the financial statements, which collectively comprise Anderson County's basic financial statements, as listed in the table of contents, and have issued our report thereon dated October 31, 2023. Our report includes a reference to other auditors who audited the financial statements of the discretely presented Anderson County Emergency Communications District and the Internal School Fund of the discretely presented Anderson County School Department, as described in our report on Anderson County's financial statements. This report does not include the results of the other auditors' testing of internal control over financial reporting or compliance and other matters that are reported on separately by those auditors.

**Report on Internal Control Over Financial Reporting**

In planning and performing our audit of the financial statements, we considered Anderson County's internal control over financial reporting (internal control) as a basis for designing audit procedures that are appropriate in the circumstances for the purpose of expressing our opinions on the financial statements, but not for the purpose of expressing an opinion on the effectiveness of Anderson County's internal control. Accordingly, we do not express an opinion on the effectiveness of Anderson County's internal control.

A *deficiency in internal control* exists when the design or operation of a control does not allow management or employees, in the normal course of performing their assigned functions, to prevent, or detect and correct, misstatements on a timely basis. A *material weakness* is a deficiency, or a combination of deficiencies, in internal control, such that there is a reasonable possibility that a material misstatement of the entity's financial statements will not be prevented, or detected and corrected, on a timely basis. A *significant deficiency* is a deficiency, or a combination of deficiencies, in internal control

that is less severe than a material weakness, yet important enough to merit attention by those charged with governance.

Our consideration of internal control was for the limited purpose described in the first paragraph of this section and was not designed to identify all deficiencies in internal control that might be material weaknesses or significant deficiencies and therefore, material weaknesses or significant deficiencies may exist that were not identified. Given these limitations, during our audit we did not identify any deficiencies in internal control that we consider to be material weaknesses. We did identify certain deficiencies in internal control, described in the accompanying Schedule of Findings and Questioned Costs, that we consider to be significant deficiencies: 2023-001 and 2023-002(A).

### **Report on Compliance and Other Matters**

As part of obtaining reasonable assurance about whether Anderson County's financial statements are free from material misstatement, we performed tests of its compliance with certain provisions of laws, regulations, contracts, and grant agreements, noncompliance with which could have a direct and material effect on the financial statements. However, providing an opinion on compliance with those provisions was not an objective of our audit, and accordingly, we do not express such an opinion. The results of our tests disclosed an instance of noncompliance or other matter that is required to be reported under *Government Auditing Standards* and is described in the accompanying Schedule of Findings and Questioned Costs as item: 2023-002(B).

### **Anderson County's Responses to the Findings**

*Government Auditing Standards* requires the auditor to perform limited procedures on Anderson County's responses to the findings identified in our audit and described in the accompanying Schedule of Findings and Questioned Costs. Anderson County's responses were not subjected to the auditing procedures applied in the audit of the financial statements and, accordingly, we express no opinion on the responses.

### **Purpose of this Report**

The purpose of this report is solely to describe the scope of our testing of internal control and compliance and the results of that testing, and not to provide an opinion on the effectiveness of the entity's internal control or on compliance. This report is an integral part of an audit performed in accordance with *Government Auditing Standards* in considering Anderson County's internal control and compliance. Accordingly, this communication is not suitable for any other purpose.

Very truly yours,



Jason E. Mumpower  
Comptroller of the Treasury  
Nashville, Tennessee

October 31, 2023

JEM/tg



JASON E. MUMPOWER  
*Comptroller*

**Report on Compliance for Each Major Federal Program; Report on Internal Control Over Compliance; and Report on the Schedule of Expenditures of Federal Awards Required by the Uniform Guidance**

Independent Auditor's Report

Anderson County Mayor and  
Board of County Commissioners  
Anderson County, Tennessee

To the County Mayor and Board of County Commissioners:

**Report on Compliance for Each Major Federal Program**

***Opinion on Each Major Federal Program***

We have audited Anderson County's compliance with the types of compliance requirements identified as subject to audit in the *OMB Compliance Supplement* that could have a direct and material effect on each of Anderson County's major federal programs for the year ended June 30, 2023. Anderson County's major federal programs are identified in the summary of auditor's results section of the accompanying Schedule of Findings and Questioned Costs.

In our opinion, Anderson County complied, in all material respects, with the compliance requirements referred to above that could have a direct and material effect on each of its major federal programs for the year ended June 30, 2023.

***Basis for Opinion on Each Major Federal Program***

We conducted our audit of compliance in accordance with auditing standards generally accepted in the United States of America (GAAS); the standards applicable to financial audits contained in *Government Auditing Standards* issued by the Comptroller General of the United States (*Government Auditing Standards*); and the audit requirements of Title 2 U.S. Code of Federal Regulations Part 200, *Uniform Administrative Requirements, Cost Principles, and Audit Requirements for Federal Awards* (Uniform Guidance). Our responsibilities under those standards and the Uniform Guidance are further described in the Auditor's Responsibilities for the Audit of Compliance section of our report.

We are required to be independent of Anderson County, Tennessee, and to meet our other ethical responsibilities, in accordance with relevant ethical requirements relating to our audit. We believe that the audit evidence we have obtained is sufficient and appropriate to

provide a basis for our opinion on compliance for each major federal program. Our audit does not provide a legal determination of Anderson County's compliance with the compliance requirements referred to above.

### ***Responsibilities of Management for Compliance***

Management is responsible for compliance with the requirements referred to above and for the design, implementation, and maintenance of effective internal control over compliance with the requirements of laws, statutes, regulations, rules and provisions of contracts or grant agreements applicable to Anderson County's federal programs.

### ***Auditor's Responsibilities for the Audit of Compliance***

Our objectives are to obtain reasonable assurance about whether material noncompliance with the compliance requirements referred to above occurred, whether due to fraud or error, and express an opinion on Anderson County's compliance based on our audit. Reasonable assurance is a high level of assurance but is not absolute assurance and therefore is not a guarantee that an audit conducted in accordance with GAAS, *Government Auditing Standards*, and the Uniform Guidance will always detect material noncompliance when it exists. The risk of not detecting material noncompliance resulting from fraud is higher than for that resulting from error, as fraud may involve collusion, forgery, intentional omissions, misrepresentations, or the override of internal control. Noncompliance with the compliance requirements referred to above is considered material, if there is a substantial likelihood that, individually or in the aggregate, it would influence the judgment made by a reasonable user of the report on compliance about Anderson County's compliance with the requirements of each major federal program as a whole.

In performing an audit in accordance with GAAS, *Government Auditing Standards*, and the Uniform Guidance, we

- exercise professional judgment and maintain professional skepticism throughout the audit.
- identify and assess the risks of material noncompliance, whether due to fraud or error, and design and perform audit procedures responsive to those risks. Such procedures include examining, on a test basis, evidence regarding Anderson County's compliance with the compliance requirements referred to above and performing such other procedures as we considered necessary in the circumstances.
- obtain an understanding of Anderson County's internal control over compliance relevant to the audit in order to design audit procedures that are appropriate in the circumstances and to test and report on internal control over compliance in accordance with the Uniform Guidance, but not for the purpose of expressing an opinion on the effectiveness of Anderson County's internal control over compliance. Accordingly, no such opinion is expressed.

We are required to communicate with those charged with governance regarding, among other matters, the planned scope and timing of the audit and any significant deficiencies and material weaknesses in internal control over compliance that we identified during the audit.

### **Report on Internal Control Over Compliance**

A *deficiency in internal control over compliance* exists when the design or operation of a control over compliance does not allow management or employees, in the normal course of performing their assigned functions, to prevent, or detect and correct, noncompliance with a type of compliance requirement of a federal program on a timely basis. A *material weakness in internal control over compliance* is a deficiency, or combination of deficiencies, in internal control over compliance, such that there is a reasonable possibility that material noncompliance with a type of compliance requirement of a federal program will not be prevented, or detected and corrected, on a timely basis. A *significant deficiency in internal control over compliance* is a deficiency, or a combination of deficiencies, in internal control over compliance with a type of compliance requirement of a federal program that is less severe than a material weakness in internal control over compliance, yet important enough to merit attention by those charged with governance.

Our consideration of internal control over compliance was for the limited purpose described in the Auditor's Responsibilities for the Audit of Compliance section above and was not designed to identify all deficiencies in internal control over compliance that might be material weaknesses or significant deficiencies in internal control over compliance. Given these limitations, during our audit we did not identify any deficiencies in internal control over compliance that we consider to be material weaknesses, as defined above. However, material weaknesses or significant deficiencies in internal control over compliance may exist that have not been identified.

Our audit was not designed for the purpose of expressing an opinion on the effectiveness of internal control over compliance. Accordingly, no such opinion is expressed.


The purpose of this report on internal control over compliance is solely to describe the scope of our testing of internal control over compliance and the results of that testing based on the requirements of the Uniform Guidance. Accordingly, this report is not suitable for any other purpose.

### **Report on Schedule of Expenditures of Federal Awards Required by the Uniform Guidance**

We have audited the financial statements of the governmental activities, the aggregate discretely presented component units, each major fund, and the aggregate remaining fund information of Anderson County, Tennessee, as of and for the year ended June 30, 2023, and the related notes to the financial statements, which collectively comprise Anderson County's basic financial statements. We issued our report thereon dated October 31, 2023, which contained unmodified opinions on those financial statements. Our audit was conducted for the purpose of forming opinions on the financial statements that collectively comprise the basic financial statements. The accompanying Schedule of Expenditures of Federal Awards is presented for purposes of additional analysis as required by the Uniform Guidance and is not a required part of the basic financial statements. Such information is the responsibility

of management and was derived from and relates directly to the underlying accounting and other records used to prepare the basic financial statements. The information has been subjected to the auditing procedures applied in the audit of the basic financial statements and certain additional procedures, including comparing and reconciling such information directly to the underlying accounting and other records used to prepare the basic financial statements or to the basic financial statements themselves, and other additional procedures in accordance with auditing standards generally accepted in the United States of America. In our opinion, the Schedule of Expenditures of Federal Awards is fairly stated in all material respects in relation to the basic financial statements as a whole.

Very truly yours,



Jason E. Mumpower  
Comptroller of the Treasury  
Nashville, Tennessee

October 31, 2023

JEM/tg

Anderson County, Tennessee, and the Anderson County School Department  
Schedule of Expenditures of Federal Awards and State Grants (1) (2) (8)  
For the Year-Ended June 30, 2023

Federal/Pass-Through Agency/State Grantor Program Title	Federal Assistance Listing Number	Pass-through Entity Identifying Number	Amount Passed-through to Subrecipients	Expenditures
U.S. Department of Agriculture:				
Passed Through State Department of Education:				
Child Nutrition Cluster: (4)				
School Breakfast Program	10.553	N/A	\$ 0	\$ 1,095,595
National School Lunch Program	10.555	N/A	0	2,145,046 (5)
National School Lunch Program - Supply Chain Assistance Grant	10.555	N/A	0	296,353 (5)
Child Nutrition Discretionary Grants Limited Availability	10.579	N/A	0	4,599
Pandemic EBT Administrative Costs	10.649	N/A	0	3,135
Passed Through State Department of Agriculture:				
Child Nutrition Cluster: (4)				
National School Lunch Program (Commodities - Cash Assistance)	10.555	N/A	0	15,108 (5)
National School Lunch Program (Commodities - Noncash Assistance)	10.555	N/A	0	254,409 (5)
Passed Through State Department of Health:				
Special Supplemental Nutrition Program for Women, Infants, and Children	10.557	GG-23-75798	0	66,979
Passed Through State Department of Human Services:				
Child and Adult Care Food Program	10.558	N/A	0	150,087
Total U.S. Department of Agriculture				<u>\$ 4,031,311</u>
U.S. Department of Housing and Urban Development:				
Passed Through State Department of Economic and Community Development:				
Community Development Block Grants/State's Program	14.228	33004-09221	0	\$ 6,640
Total U.S. Department of Housing and Urban Development				<u>\$ 6,640</u>
U.S. Department of Justice:				
Passed Through State Department of Finance and Administration:				
Crime Victim Assistance	16.575	(3)	0	\$ 266,994
Violence Against Women Formula Grants	16.588	N/A	0	6,132
Direct Program:				
Bulletproof Vest Partnership Program	16.607	N/A	0	8,960
Total U.S. Department of Justice				<u>\$ 282,086</u>
U.S. Department of Transportation:				
Passed Through State Department of Transportation:				
Highway Safety Cluster: (4)				
State and Community Highway Safety	20.600	(6)	0	\$ 27,745
Total U.S. Department of Transportation				<u>\$ 27,745</u>
U.S. Department of Treasury:				
Direct Program:				
COVID 19 - Coronavirus State and Local Fiscal Recovery Funds	21.027	N/A	0	\$ 4,428,678
Total U.S. Department of Treasury				<u>\$ 4,428,678</u>
U.S. Institute of Museum and Library Services:				
Passed Through State Library and Archives:				
Grants to States	45.310	(7)	0	\$ 5,486
Total U.S. Institute of Museum and Library Services				<u>\$ 5,486</u>
U.S. Department of Energy:				
Passed Through State Department of Military:				
Environmental Monitoring/Cleanup, Cultural and Resource Management, Emergency Response Research, Outreach, Technical Analysis	81.214	34101-00223	0	\$ 16,000
Total U.S. Department of Energy				<u>\$ 16,000</u>
U.S. Department of Education:				
Passed Through State Department of Education:				
Title I Grants to Local Educational Agencies	84.010	N/A	0	\$ 1,737,633
Special Education Cluster: (4)				
Special Education - Grants to States	84.027	N/A	0	1,601,995 (5)
COVID 19 - Special Education - Grants to States	84.027	84.027X	0	298,784 (5)
Special Education - Preschool Grants	84.173	N/A	0	106,724 (5)
COVID 19 - Special Education - Preschool Grants	84.173	84.173X	0	8,994 (5)
Career and Technical Education - Basic Grants to States	84.048	N/A	0	151,675
Gaining Early Awareness and Readiness for Undergraduate Programs	84.334	N/A	0	159,436
Supporting Effective Instruction State Grants	84.367	N/A	0	466,902

(Continued)

Anderson County, Tennessee, and the Anderson County School Department  
 Schedule of Expenditures of Federal Awards and State Grants (1) (2) (8) (Cont.)

Federal/Pass-Through Agency/State Grantor Program Title	Federal Assistance Listing Number	Pass-through Entity Identifying Number	Amount Passed-through to Subrecipients	Expenditures
U.S. Department of Education (Cont.):				
Passed Through State Department of Education (Cont.):				
COVID 19 - Education Stabilization Fund Program - Governors Emergency Education Relief Fund (GEER)	84.425C	N/A	\$ 0	\$ 25,000 (5)
COVID 19 - Education Stabilization Fund Program - Elementary and Secondary School Emergency Relief Fund (ESSER II)	84.425D	N/A	0	2,693,888 (5)
COVID 19 - Education Stabilization Fund Program - Elementary and Secondary School Emergency Relief Fund - Tennessee ALL Corps (ESSER II)	84.425D	N/A	0	175,060 (5)
COVID 19 - Education Stabilization Fund Program - Elementary and Secondary School Emergency Relief Fund - Best for All Districts Grant (ESSER II)	84.425D	N/A	0	222,996 (5)
COVID 19 - Education Stabilization Fund Program - Elementary and Secondary School Emergency Relief Fund - Math Implementation Support Grant (ESSER II)	84.425D	N/A	0	71,250 (5)
COVID 19 - Education Stabilization Fund Program - Elementary and Secondary School Emergency Relief Fund (ESSER ARP)	84.425U	N/A	0	5,576,088 (5)
COVID 19 - Education Stabilization Fund Program - Elementary and Secondary School Emergency Relief Fund - Homeless Children and Youth (ESSER ARP)	84.425W	N/A	0	4,520 (5)
Passed Through State Department of Human Services:				
Rehabilitation Services - Vocational Rehabilitation Grants to States	84.126	Z-23-70501	0	105,740
Total U.S. Department of Education				<u>\$ 13,406,685</u>
U.S. Election Assistance Commission:				
Passed Through State Secretary of State:				
Election Security Grants	90.404	30501-02720-01	0	\$ 14,815
Total U.S. Election Assistance Commission				<u>\$ 14,815</u>
U.S. Department of Health and Human Services:				
Passed Through East Tennessee Human Resource Agency:				
Aging Cluster: (4)				
Special Programs for the Aging, Title III, Part B, Grants for Supportive Services and Senior Centers	93.044	N/A	0	\$ 103,437
Passed Through State Department of Health:				
COVID 19 - Epidemiology and Laboratory Capacity for Infectious Diseases Public Health Emergency Response: Cooperative Agreement for Emergency Response: Public Health Crisis Response	93.323	34349-10023	0	233,530 (5)
Medicaid Cluster: (4)				
Medical Assistance Program	93.778	GG-23-75798	0	19,591
Maternal and Child Health Services Block Grant to the States	93.994	GG-23-75798	0	21,903
Passed Through State Department of Education:				
Epidemiology and Laboratory Capacity for Infectious Diseases	93.323	N/A	0	801,954 (5)
Temporary Assistance for Needy Families	93.558	N/A	0	112,746
Direct Program:				
Head Start Cluster: (4)				
Head Start	93.600	N/A	964,749	4,512,569 (5)(9)
COVID 19 - Head Start	93.600	N/A	945	25,619 (5)(9)
Total U.S. Department of Health and Human Services				<u>\$ 5,919,052</u>
Executive Office of the President:				
Passed Through Laurel County, Kentucky Fiscal Court:				
High Intensity Drug Trafficking Areas Program	95.001	(3)	0	\$ 61,012
Total Executive Office of the President				<u>\$ 61,012</u>
U.S. Department of Homeland Security:				
Passed Through State Department of Military:				
Emergency Management Performance Grants	97.042	45803-1	0	\$ 37,080 (5)
COVID 19 - Emergency Management Performance Grants	97.042	34101-20823	0	49,929 (5)
Homeland Security Grant Program	97.067	34101-17922	0	26,403
Total U.S. Department of Homeland Security				<u>\$ 113,412</u>
Total Expenditures of Federal Grants				<u>\$ 28,312,922</u>

(Continued)

Anderson County, Tennessee, and the Anderson County School Department  
 Schedule of Expenditures of Federal Awards and State Grants (1) (2) (8) (Cont.)

Federal/Pass-Through Agency/State Grantor Program Title	Federal Assistance Listing Number	Pass-through Entity Identifying Number	Amount Passed-through to Subrecipients	Expenditures
<u>State Grants</u>				
Juvenile Services Program - State Children's Services Commission	N/A	N/A	\$	4,500
Safe Baby Juvenile Services Program - State Children's Services Commission	N/A	N/A		41,814
Mental Health Transport - State Department of Finance and Administration	N/A	N/A		137,408
Coordinated School Health - State Department of Education	N/A	N/A		100,000
Family Resource Center - State Department of Education	N/A	N/A		59,490
Lottery for Education Afterschool Programs - LEAPS - State Department of Education	N/A	N/A		484,384
Safe Schools - State Department of Education	N/A	N/A		127,070
School Resource Officer Grant - State Department of Education	N/A	N/A		247,625
Summer Learning Camps - State Department of Education	N/A	N/A		237,287
Summer Learning Camps - Transportation - State Department of Education	N/A	N/A		7,720
Early Childhood Education - State Department of Education	N/A	N/A		637,853
Drug Court Grant - State Department of Mental Health and Substance Abuse	N/A	N/A		71,632
Health Department Grants - State Department of Health	N/A	GG-23-75798		228,029
Health Department Grants (Dental) - State Department of Health	N/A	N/A		48,974
Aging Program - State Office on Aging	N/A	N/A		15,081
Governor's Investment in Vocational Education (GIVE 2.0) - Tennessee College of Applied Technologies-Knoxville	N/A	N/A		53,682
Senior Center Grant - Tennessee Commission on Aging	N/A	N/A		8,000
Tree Planting Project - Tennessee Department of Agriculture	N/A	N/A		2,100
State Direct Appropriation Grant - Tennessee Department of Finance and Administration	N/A	N/A		18,234
Violent Crime Intervention Grant - Tennessee Department of Finance and Administration	N/A	N/A		29,281
Litter Program - Tennessee Department of Transportation	N/A	N/A		28,101
Scenic Byway Grant - Tennessee Department of Transportation	N/A	N/A		9,500
Tourism Enhancement Grant - Tennessee Department of Tourism	N/A	N/A		105,000
Training Equipment Grant - Tennessee Institute of Corrections	N/A	N/A		8,022
Election Commission Grant - Tennessee Secretary of State	N/A	N/A		780
Law Enforcement Training Grants -	N/A	N/A		48,000
Total State Grants			\$	<u>2,759,567</u>

FAL = Federal Assistance Listing  
 N/A = Not Applicable

- Presented in conformity with generally accepted accounting principles using the modified accrual basis of accounting.
- Anderson County elected not to use the 10% de minimus cost rate permitted in the Uniform Guidance.
- Information not available.
- Child Nutrition Cluster total \$3,806,511; Highway Safety Cluster total \$27,745; Special Education Cluster total \$2,016,497; Aging Cluster total \$103,437; Medicaid Cluster total \$19,591; Head Start Cluster total \$4,538,188.
- FAL Totals: FAL No. 10.555 \$2,710,916; FAL No. 84.027, \$1,900,779; FAL No. 84.173, \$115,718; FAL No. 84.425, \$8,768,802; FAL No. 93.323, \$1,035,484; FAL No. 93.600, \$4,538,188; FAL No. 97.042, \$87,009.
- Z-22-THS006: \$14,271; Z-23-THS006: \$13,474.
- 30501-00123-57: \$3,145; 30501-00123-63: \$318; 30501-00123-12: \$2,023.
- CONSOLIDATED ADMINISTRATION  
 The following amounts were consolidated for administration purposes:

Program Title	FAL Number	Amount Provided to Consolidated Administration
Title I Grants to Local Educational Agencies	84.010	\$ 131,403
Supporting Effective Instruction State Grant	84.367	71,813
Total amounts consolidated for administration purposes		<u>\$ 203,216</u>

(9) SUBRECIPIENT AMOUNTS

The following amounts were paid to subrecipients from Head Start:

Subrecipient	FAL Number	Amount Provided to Subrecipients
City of Oak Ridge	93.600	\$ 964,749
City of Oak Ridge	93.600	(COVID - 19) 945
Total amounts provided to subrecipients		<u>\$ 965,694</u>

Anderson County, Tennessee  
Summary Schedule of Prior-year Findings  
For the Year Ended June 30, 2023

*Government Auditing Standards* require auditors to report the status of uncorrected findings from prior audits. In addition, OMB's Uniform Guidance requires auditees to report the status of all prior-year findings whether corrected or not. Presented below are financial statement findings along with their current status from the Annual Comprehensive Financial Report for Anderson County, Tennessee, for the year ended June 30, 2023.

***Prior-year Financial Statement Findings***

Fiscal Year	Page Number	Finding Number	Title of Finding	FAL Number	Current Status
-------------	-------------	----------------	------------------	------------	----------------

**OFFICE OF DIRECTOR OF SCHOOLS**

2022	319	2022-001	A former school department employee misappropriated funds totaling at least \$23,311.	N/A	Corrected
------	-----	----------	---	-----	-----------

**OFFICE OF COUNTY MAYOR**

2022	319	2022-002	Allegations involving the Anderson County Animal Shelter are currently under investigation.	N/A	Investigative Report Released - See Note III.D. in Notes to Financial Statements
------	-----	----------	---	-----	--

---

***Prior-year Federal Awards Findings***

There were no prior-year federal award findings to report.

**ANDERSON COUNTY, TENNESSEE**  
**SCHEDULE OF FINDINGS AND QUESTIONED COSTS**  
**For the Year Ended June 30, 2023**

**PART I, SUMMARY OF AUDITOR'S RESULTS**

**Financial Statements:**

1. Our report on the financial statements of Anderson County is unmodified.
2. Internal Control Over Financial Reporting:
  - \* Material weakness identified? **NO**
  - \* Significant deficiency identified? **YES**
3. Noncompliance material to the financial statements noted? **NO**

**Federal Awards:**

4. Internal Control Over Major Federal Programs:
  - \* Material weakness identified? **NO**
  - \* Significant deficiency identified? **NONE REPORTED**
5. Type of report auditor issued on compliance for major programs. **UNMODIFIED**
6. Any audit findings disclosed that are required to be reported in accordance with 2 CFR 200.516(a)? **NO**
7. Identification of Major Federal Programs:
  - \* Assistance Listing Number: 21.027 COVID 19 - Coronavirus State and Local Fiscal Recovery Funds
  - \* Assistance Listing Number: 84.010 Title I Grants to Local Educational Agencies
  - \* Assistance Listing Numbers: 84.027 and 84.173 Special Education Cluster: Special Education - Grants to States and Special Education - Preschool Grants
  - \* Assistance Listing Number: 84.425 COVID 19 - Education Stabilization Fund
8. Dollar threshold used to distinguish between Type A and Type B Programs. **\$849,387**
9. Auditee qualified as low-risk auditee? **YES**

## **PART II, FINDINGS RELATING TO THE FINANCIAL STATEMENTS**

Findings and recommendations, as a result of our audit, are presented below. We reviewed these findings and recommendations with management to provide an opportunity for their responses. Written responses for all findings are paraphrased and presented following each finding and recommendation. Management's corrective action plan, whether related to the financial statements or federal awards, is presented separately in the Management's Corrective Action Plan in the Single Audit Section of this report. Findings relating specifically to the audit of federal awards, if any, are separately presented under Part III, Findings and Questioned Costs for Federal Awards.

### **OFFICE OF DIRECTOR OF SCHOOLS**

#### **FINDING 2023-001**

#### **THE SCHOOL DEPARTMENT FAILED TO REQUEST REIMBURSEMENTS FOR GRANT EXPENDITURES ON A TIMELY BASIS RESULTING IN A DEFICIT IN UNASSIGNED FUND BALANCE AT JUNE 30, 2023**

(Internal Control – Significant Deficiency Under *Government Auditing Standard*)

School department personnel failed to request reimbursements for grant expenditures related to state and federal programs on a timely basis. Receivables resulting from reimbursement requests for the period of June 2023, totaling \$357,753 in the General Purpose School Fund and \$273,041 in the School Federal Projects Fund, have been deferred. These receivables are not reflected as revenues in the fund financial statements since they were not received within the department's 60-day availability period after year end. These reimbursements were for expenditures made prior to June 30, 2023; however, the funds were not requested until September 6, 2023, and reimbursements were received in the General Purpose School Fund on September 27, 2023, and in the School Federal Projects Fund on September 19, 2023. Sound business practices dictate that requests for grant reimbursements be made on a current basis.

The failure to submit requests for reimbursements on a timely basis in the General Purpose School Fund limited its operating funds by relying on existing cash and fund balances to cover expenditures that the state or federal programs would otherwise reimburse. The failure to submit requests for reimbursements on a timely basis in the School Federal Projects Fund resulted in the fund having a deficit in unassigned fund balance of \$273,041 at June 30, 2023. As noted above, grant funds were requested and received subsequent to June 30, 2023, liquidating the deficit.

#### **RECOMMENDATION**

Requests for reimbursements from grant funds should be made on a timely basis.

#### **MANAGEMENT'S RESPONSE – DIRECTOR OF SCHOOLS**

We concur with this finding and have developed a corrective action plan to address this issue.

## OFFICES OF TRUSTEE, FINANCE DIRECTOR, AND DIRECTOR OF SCHOOLS

### FINDING 2023-002

#### **THE SCHOOL FEDERAL PROJECTS FUND HAD A CASH OVERDRAFT FOR THE MAJORITY OF THE YEAR AND THE TRUSTEE PAID CHECKS FROM THE SCHOOL FEDERAL PROJECTS FUND THAT EXCEEDED AVAILABLE FUNDS**

(A. - Internal Control – Significant Deficiency Under *Government Auditing Standards*; B. – Noncompliance Under *Government Auditing Standards*)

We noted the following deficiencies related to the School Federal Projects Fund:

- A. The School Federal Projects Fund had a cash overdraft for 11 of 12 months during the fiscal year end by as much as of \$3,110,280. This cash overdraft resulted from the issuance of checks exceeding cash on deposit with the county trustee. Sound business practices dictate that disbursements be held within available funds.
- B. The trustee paid checks issued from the School Federal Projects Fund that exceeded the available cash on deposit. Section 8-11-104(5), *Tennessee Code Annotated*, prohibits the trustee from paying a check if sufficient funds are not available.

These deficiencies exist because the finance department issued checks exceeding cash on deposit with the trustee, and the trustee continued paying checks that exceeded available cash. The cash overdraft was liquidated as of June 30, 2023, with receipt of funds from the Tennessee Department of Education. It should be noted that the cash overdrafts persisted following the June 30, 2023, year end.

### RECOMMENDATION

The finance department and school department personnel should monitor the cash balance and not issue checks exceeding cash on deposit with the county trustee. The county trustee should not pay checks that exceed available cash as required by state statute.

### MANAGEMENT'S RESPONSE – TRUSTEE AND FINANCE DIRECTOR

Because the School Federal Projects Fund is funded with grant money, and those monies must be spent first and then reimbursed, we asked for direction on how to properly manage it. We all, Finance, Trustee, and School Department understood, we must finish June 30 in the positive, but did not realize we need to be in the positive at the end of every month. Moving forward they will add excess money in the fund, so the month can end in the positive even if all the reimbursements have not been received.

### MANAGEMENT'S RESPONSE –DIRECTOR OF SCHOOLS

We concur with this finding and have developed a corrective action plan to address this issue.

### **PART III, FINDINGS AND QUESTIONED COSTS FOR FEDERAL AWARDS**

There were no findings and questioned costs related to federal awards for the year ended June 30, 2023.

**Anderson County, Tennessee**  
**Management's Corrective Action Plan**  
**For the Year Ended June 30, 2023**

We reviewed the financial statement and federal award findings and recommendations with management to provide an opportunity for their response as required by the auditee requirements within Title 2 U.S. *Code of Federal Regulations* Part 200, *Uniform Administrative Requirements, Cost Principles, and Audit Requirements for Federal Awards* (Uniform Guidance). Management’s corrective action plans for all financial statement findings and federal award findings are presented in this section and have been indexed below. The corrective action plans were prepared by management and have been presented as they were submitted.

Finding Number	Title of Finding	Corrective Action Plan Page Number
-------------------	------------------	---------------------------------------

**OFFICE OF DIRECTOR OF SCHOOLS**

2023-001	The school department failed to request reimbursements for grant expenditures on a timely basis resulting in a deficit in unassigned fund balance at June 30, 2023.	314
2023-002	The School Federal Projects Fund had a cash overdraft for the majority of the year and the trustee paid checks from the School Federal Projects Fund that exceeded available funds.	315

**OFFICES OF TRUSTEE AND FINANCE DIRECTOR**

2023-002	The School Federal Projects Fund had a cash overdraft for the majority of the year and the trustee paid checks from the School Federal Projects Fund that exceeded available funds.	317
----------	---	-----



ANDERSON COUNTY SCHOOL DISTRICT  
101 South Main Street, Suite 507  
Clinton, Tennessee 37716  
Office: (865) 463-2800, x 2868  
Fax: (865) 457-1336

**Julie Minton**  
Chief Financial Officer

---

**Corrective Action Plan**

**FINDING: THE SCHOOL DEPARTMENT FAILED TO REQUEST REIMBURSEMENTS FOR GRANT EXPENDITURES ON A TIMELY BASIS RESULTING IN A DEFICIT IN UNASSIGNED FUND BALANCE AT JUNE 30, 2023**

**Response and Corrective Action Plan Prepared by:**  
Julie Minton, CFO of Anderson County Schools

**Person Responsible for Implementing the Corrective Action:**  
Julie Minton, CFO of Anderson County Schools; Marcus Bullock, Assistant Director of Fiscal Services; Other Fiscal Services personnel as required

**Anticipated Completion Date of Corrective Action:**  
Ongoing - beginning in October

**Repeat Finding: NO**

**Planned Corrective Action:**

In the past, it has not been necessary to file year-end Requests for Reimbursements before completing a Final Expenditure Report. Recently, however, procedures were updated and revised to require all funds expended for certain grants to be requested and received before submitting the Final Expenditure Report.

As Fiscal Services personnel were not aware of the updated procedures/requirements regarding the requests of funds expended prior to filing the Final Expenditure Reports, these were filed with receivables due to Anderson County Schools. When this was brought to the attention of Fiscal Services personnel, the Requests for Reimbursements were completed and received, and the Final Expenditure Report was resubmitted.

Unfortunately, the funds were received outside the allowable time frame of 60 days to be recognized for audit purposes.

To ensure future compliance, Anderson County Schools Fiscal Services personnel will implement the following procedures:

- File Requests for Reimbursement in a timely manner to ensure revenues are reflected within the 60-day availability period after year end.
- Diligently monitor cash balances in General Purpose Schools Fund (141) and School Federal Projects Fund (142).

---

**FINDING: THE SCHOOL FEDERAL PROJECTS FUND HAD A CASH OVERDRAFT FOR THE MAJORITY OF THE YEAR AND THE TRUSTEE PAID CHECKS FROM THE SCHOOL FEDERAL PROJECTS FUNDS THAT EXCEEDED AVAILABLE FUNDS**

**Response and Corrective Action Plan Prepared by:**  
Julie Minton, CFO of Anderson County Schools

**Person Responsible for Implementing the Corrective Action:**  
Julie Minton, CFO of Anderson County Schools; Marcus Bullock, Assistant Director of Fiscal Services; Other Fiscal Services personnel as required

**Anticipated Completion Date of Corrective Action:**  
Ongoing - beginning in November 2023 (due to transfer of funds requiring commission approval)

**Repeat Finding: NO**

**Planned Corrective Action:**

Anderson County Schools recognizes the importance of sufficient cash balances for the School Federal Projects Fund (142). To ensure future compliance with section 8-11-104(5), *Tennessee Code Annotated*, Anderson County Schools will implement the following procedures:

- Request a permanent transfer of funds from General Purpose Schools Fund (141) to School Federal Projects Fund (142), which will increase the cash balance available for the School Federal Projects Fund (142).
- Require departments of Anderson County Schools to submit all School Federal Projects (142) payables to the Anderson County Schools Fiscal Services to confirm a sufficient cash balance is available prior to processing the payment of fund expenditures.

---

Signature: D. Z. Part

Signature: Julie Minton

Signature: Marcus P. M...



## ANDERSON COUNTY GOVERNMENT

ROBERT J. HOLBROOK  
FINANCE DIRECTOR

### Corrective Action Plan

#### FINDING 2023-002

**THE SCHOOL FEDERAL PROJECTS FUND HAD A CASH OVERDRAFT FOR THE MAJORITY OF THE YEAR AND THE TRUSTEE PAID CHECKS FROM THE SCHOOL FEDERAL PROJECTS FUND THAT EXCEEDED AVAILABLE FUNDS**

#### **Response and Corrective Action Plan Prepared by:**

Robert J. Holbrook, Finance Director  
Regina Copeland, Trustee

#### **Person Responsible for Implementing the Corrective Action:**

Robert J. Holbrook, Finance Director; Regina Copeland, Trustee; Other Finance and Trustee personnel as required

#### **Anticipated Completion Date of Corrective Action:**

November 21, after Commission meeting.

#### **Repeat Finding:**

No

#### **Planned Corrective Action:**

The Finance Department and Trustee will monitor the Fund 142 cash balance daily and ensure that no checks will be released unless there is sufficient cash in Fund 142. The Finance Department and Trustee will communicate any issues with Fiscal Services Department at Anderson County Schools.

A blue ink signature of Robert J. Holbrook, written in a cursive style.

Robert J. Holbrook  
Director of Finance

A blue ink signature of Regina Copeland, written in a cursive style.

Regina Copeland  
Trustee