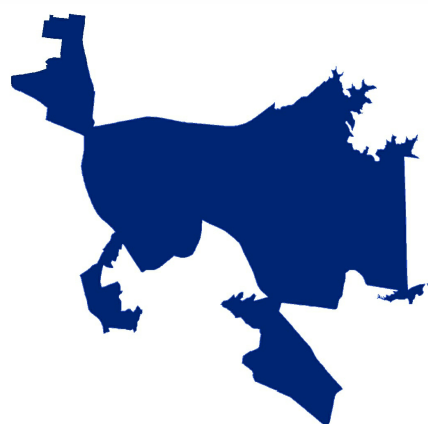
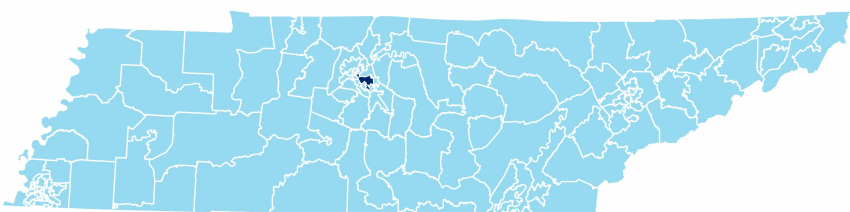
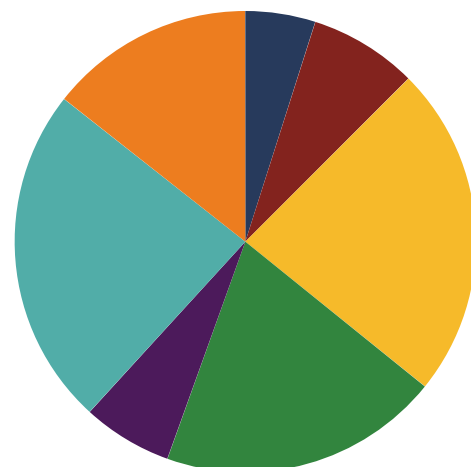




District 52



Education Attainment




- Less than 9th grade
- 9-12th grade, No Diploma
- High School Graduate, including equivalency
- Some College, No Degree
- Associate's Degree
- Bachelor's Degree
- Graduate/Professional Degree

Davidson County Schools (10 of 163 schools)

- Cane Ridge Elementary
- Glengarry Elementary
- Glenview Elementary
- Intrepid College Preparatory Charter School (Charter School)
- Lakeview Elementary
- LEAD Prep Southeast (Charter School)
- Lockeland Elementary
- New Vision Academy (Charter School)
- Rocketship United Academy (Charter School)
- Smith Springs Elementary School

Davidson County Schools



163
Schools



81,858
Average Daily
Membership



\$51,855
average teacher salary
Statewide: \$50,099



\$11,574
per pupil expenditure
Statewide: \$9,307



80.3%
Graduation Rate
State Rate: 89.1%



19
Average ACT Score
State Average: 20.1



57.8%
College Going Rate
State Rate: 61.5%

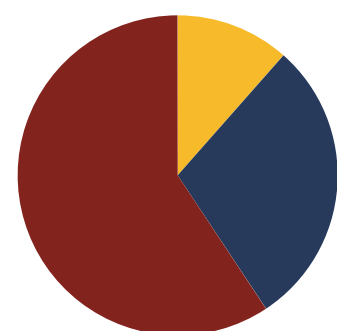


78
Private Schools
State Count: 599

2017 District Designation:

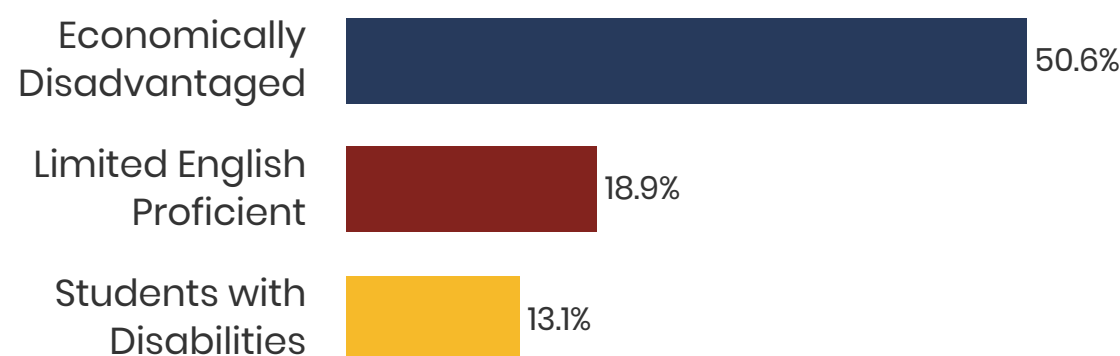
ACHIEVING

Funding Sources

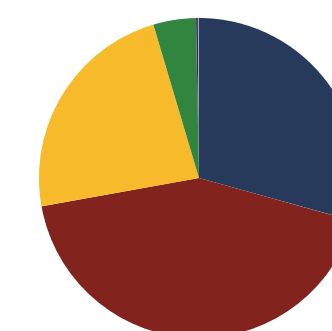


- Federal
- State
- Local

Student Population



Racial Demographics



- White
- Black
- Hispanic
- Asian
- Native American
- Hawaiian/Pacific Islander