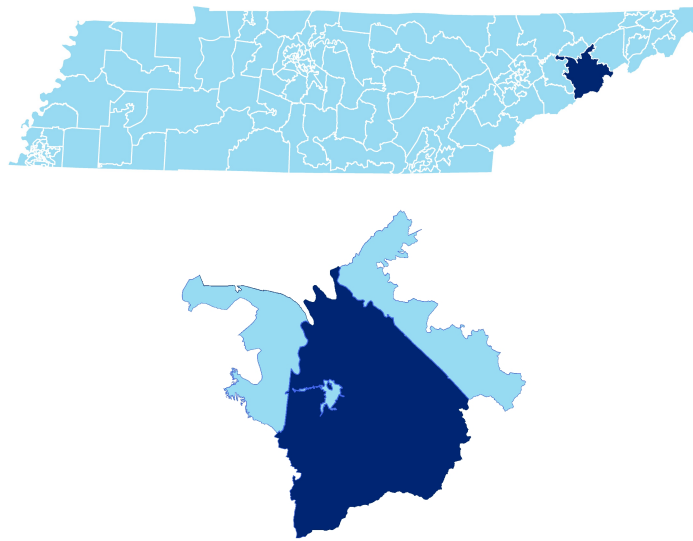
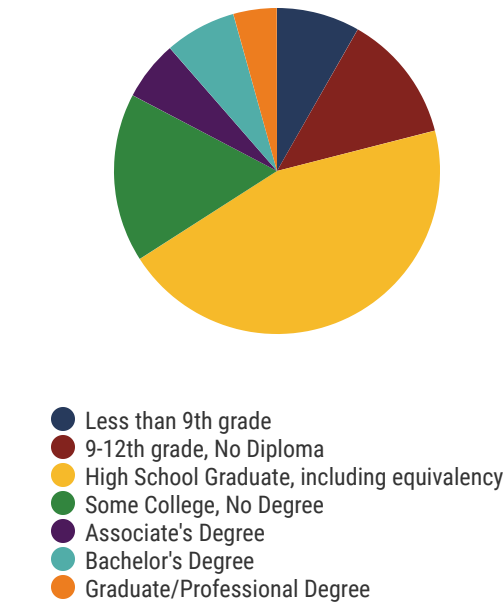




District 11




Education Attainment



Cocke County Schools (11 of 11 Schools)

- Bridgeport Elementary
- Centerview Elementary
- Cocke County High School
- Cosby Elementary
- Cosby High School
- Del Rio Elementary
- Edgemont Elementary
- Grassy Fork Elementary
- Northwest Elementary
- Parrottsville Elementary
- Smoky Mountain Elementary



11
Schools



4,410
Average Daily
Membership



\$47,502
average teacher salary
State Average: \$50,958

Cocke County Schools



91.8%
Graduation Rate
State Rate: 89.1%



18.6
Average ACT Score
State Average: 20.2



47.2%
College Going Rate
State Rate: 63.4%

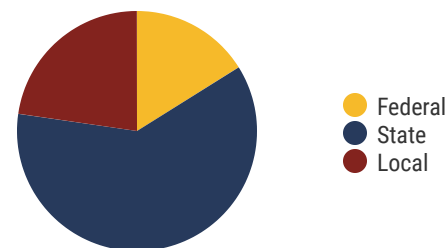


1
Private Schools
State Count: 599

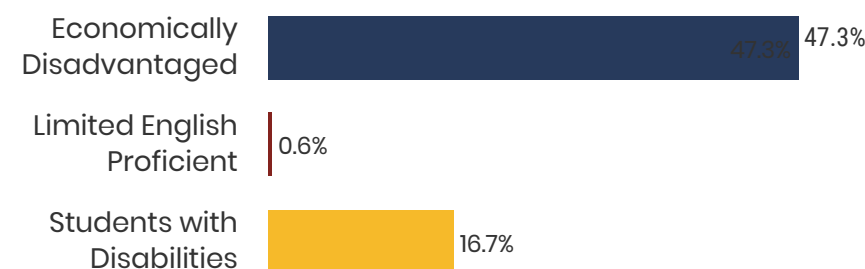
2018 District Designation:

**IN NEED OF
IMPROVEMENT**

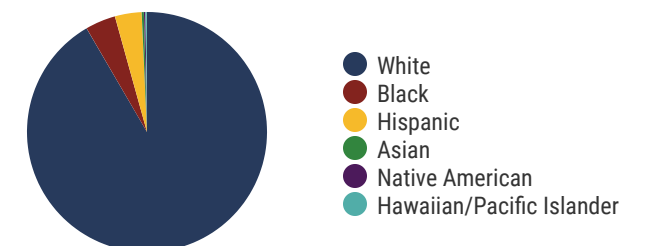
Funding Sources



Student Population



Racial Demographics

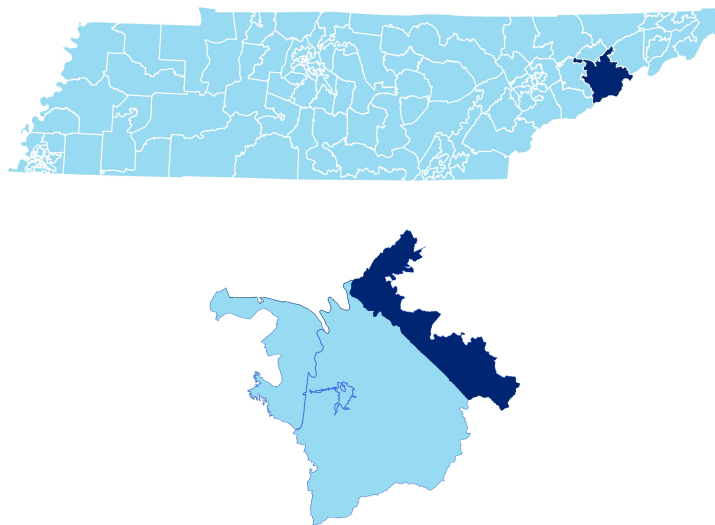




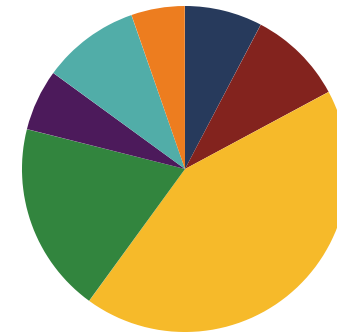
TENNESSEE
COMPTROLLER
OF THE TREASURY



District 11




Education Attainment



- Less than 9th grade
- 9-12th grade, No Diploma
- High School Graduate, including equivalency
- Some College, No Degree
- Associate's Degree
- Bachelor's Degree
- Graduate/Professional Degree

Greene County Schools (3 of 16 Schools)

- Nolachuckey Elementary
- South Greene High School
- McDonald Elementary



16
Schools



6,404
Average Daily
Membership



\$47,964
average teacher salary
State Average: \$50,958



93.3%
Graduation Rate
State Rate: 89.1%



18.7
Average ACT Score
State Average: 20.2



58.1%
College Going Rate
State Rate: 63.4%



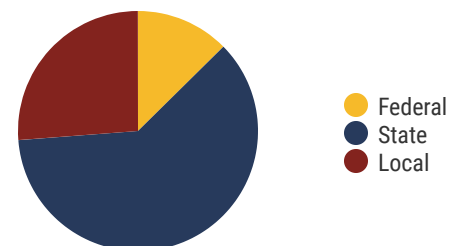
0
Private Schools
State Count: 599

Greene County Schools

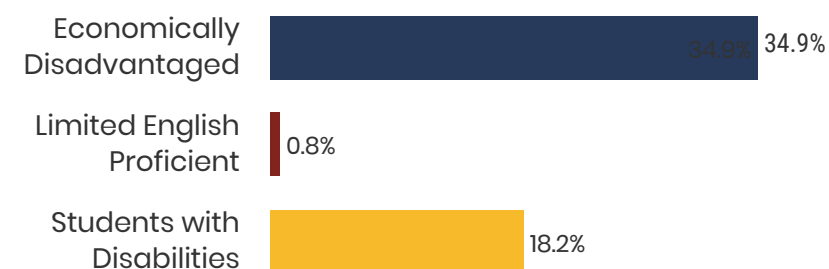
2018 District Designation:

ADVANCING

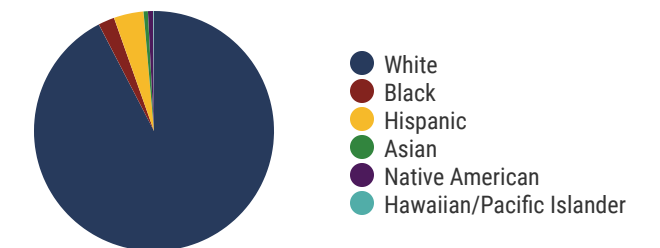
Funding Sources



Student Population



Racial Demographics



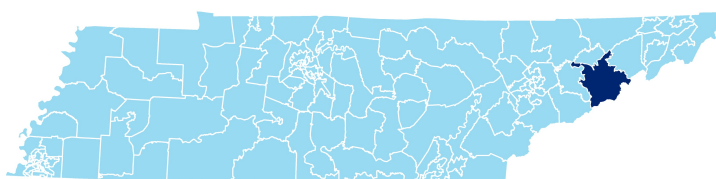


TENNESSEE
COMPTROLLER
OF THE TREASURY

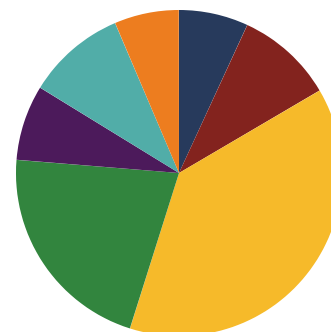


REPRESENTATIVE
 JEREMY FAISON

District 11




Education Attainment



- Less than 9th grade
- 9-12th grade, No Diploma
- High School Graduate, including equivalency
- Some College, No Degree
- Associate's Degree
- Bachelor's Degree
- Graduate/Professional Degree

Jefferson County Schools (2 of 11 Schools)

- White Pine Elementary
- Talbott Elementary



11
 Schools



7,018
 Average Daily
 Membership



\$47,020
 average teacher salary
 State Average: \$50,958



95.4%
 Graduation Rate
 State Rate: 89.1%



20
 Average ACT Score
 State Average: 20.2



57.8%
 College Going Rate
 State Rate: 63.4%



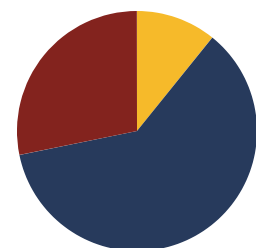
0
 Private Schools
 State Count: 599

Jefferson County Schools

2018 District Designation:

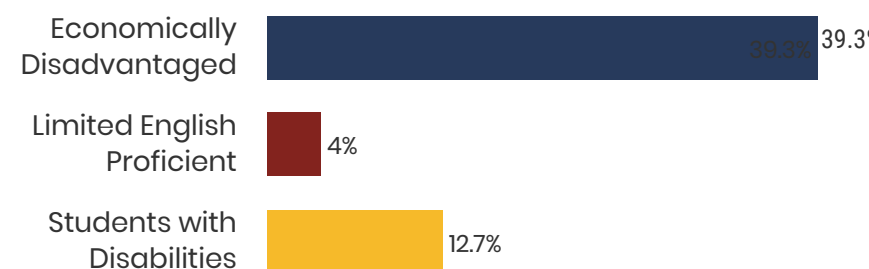
ADVANCING

Funding Sources

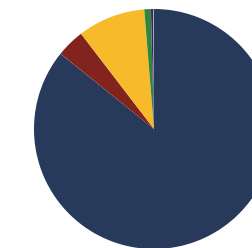


- Federal
- State
- Local

Student Population



Racial Demographics



- White
- Black
- Hispanic
- Asian
- Native American
- Hawaiian/Pacific Islander

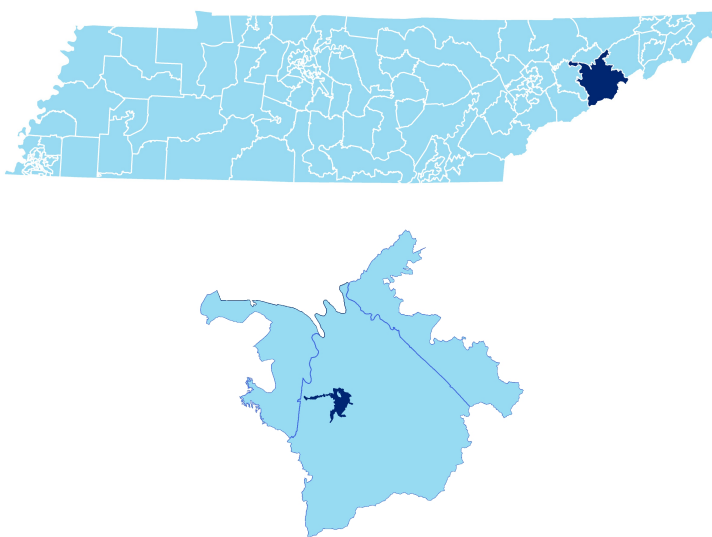


TENNESSEE
COMPTROLLER
OF THE TREASURY

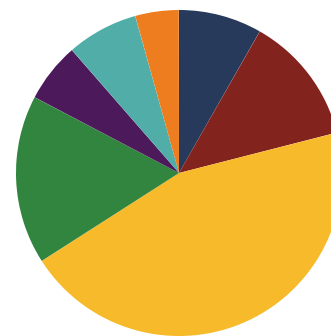
District 11 - Newport City Schools Snapshot



District 11




Education Attainment



- Less than 9th grade
- 9-12th grade, No Diploma
- High School Graduate, including equivalency
- Some College, No Degree
- Associate's Degree
- Bachelor's Degree
- Graduate/Professional Degree

Newport City Schools (1 of 1 Schools)

- Newport Grammar School



1
Schools



671
Average Daily
Membership



\$47,644
average teacher salary
State Average: \$50,958



N/A
Graduation Rate
State Rate: 89.1%



N/A
Average ACT Score
State Average: 20.2



47.2%
College Going Rate
State Rate: 63.4%



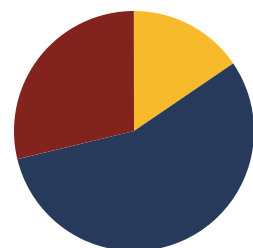
0
Private Schools
State Count: 599

Newport City Schools

2018 District Designation:

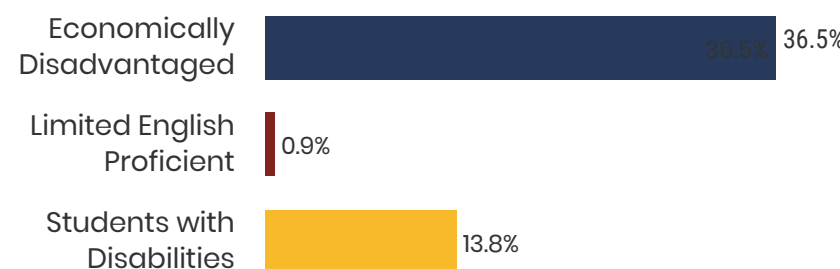
ADVANCING

Funding Sources

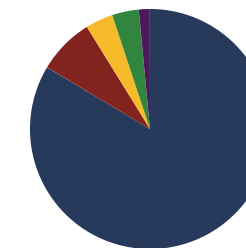


- Federal
- State
- Local

Student Population



Racial Demographics



- White
- Black
- Hispanic
- Asian
- Native American



TENNESSEE
COMPTROLLER
OF THE TREASURY