Tennessee Comptroller of the Treasury
OREA | Office of Research and Education Accountability

District 17 - Jefferson County Schools Snapshot

REPRESENTATIVE
ANDREW FARMER

District 17

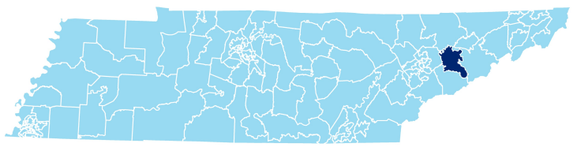

Education Attainment

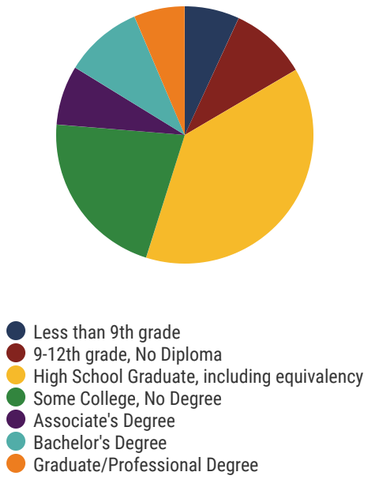

Jefferson County Schools (9 of 11 Schools)

- Dandridge Elementary
- Jefferson County High School
- Jefferson Elementary
- Jefferson Middle School
- Maury Middle School
- Mount Horeb Elementary School
- New Market Elementary
- Piedmont Elementary
- Rush Strong Elementary

Jefferson County Schools

11
Schools

7,018
Average Daily Membership

$47,020
average teacher salary
State Average: $50,958

95.4%
Graduation Rate
State Rate: 89.1%

20
Average ACT Score
State Average: 20.2

57.8%
College Going Rate
State Rate: 63.4%

2
Private Schools
State Count: 599

2018 District Designation:

ADVANCING

Funding Sources

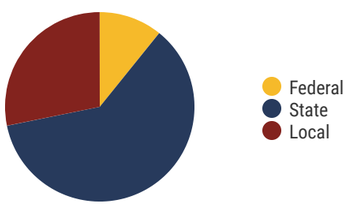

Student Population

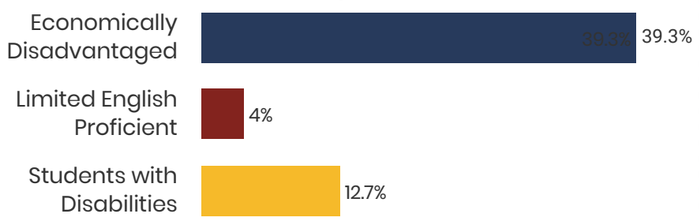

Racial Demographics

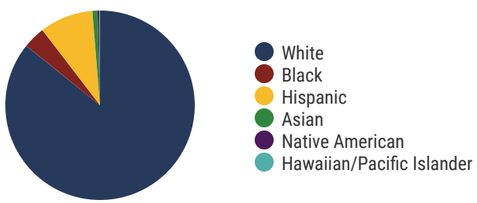

For more information about the districts and schools in your legislative district, visit OREA's interactive map at: https://www.comptroller.tn.gov or email OREAmail@cot.tn.gov
Information in this profile is a compilation of publicly reported data from the Tennessee Department of Education and the Tennessee Higher Education Commission. This profile reflects active schools in the 2017-18 school year.

TENNESSEE
COMPTROLLER
OF THE TREASURY

Tennessee Comptroller of the Treasury
OREA | Office of Research and Education Accountability

District 17 - Sevier County Schools Snapshot

REPRESENTATIVE
ANDREW FARMER

District 17

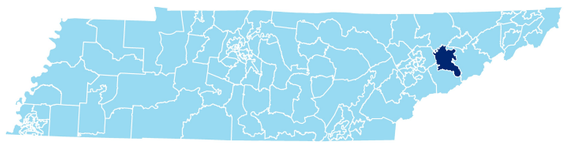

Education Attainment

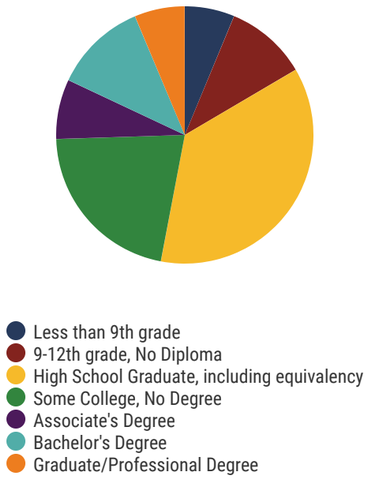

Sevier County Schools (7 of 25 Schools)

- Catlettsburg Elementary School
- Jones Cove Elementary
- New Center Elementary
- Northview Elementary
- Northview Intermediate School
- Northview Junior Academy
- Northview Senior Academy

Sevier County Schools

25
Schools

14,145
Average Daily Membership

$51,543
average teacher salary
State Average: $50,958

90.3%
Graduation Rate
State Rate: 89.1%

20.4
Average ACT Score
State Average: 20.2

61.1%
College Going Rate
State Rate: 63.4%

1
Private Schools
State Count: 599

2018 District Designation:

IN NEED OF IMPROVEMENT

Funding Sources

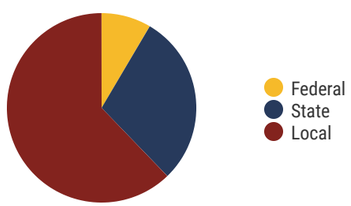

Student Population

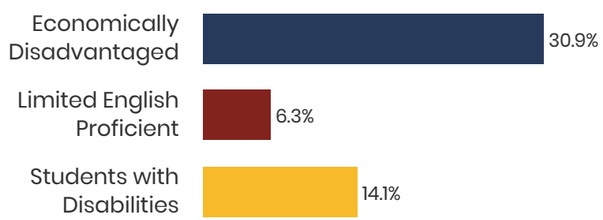

Racial Demographics

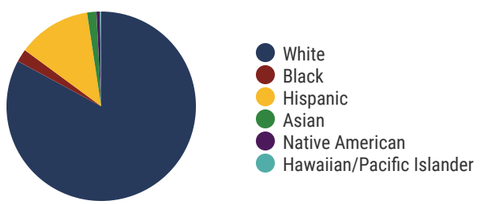

For more information about the districts and schools in your legislative district, visit OREA's interactive map at: https://www.comptroller.tn.gov or email OREAmail@cot.tn.gov
Information in this profile is a compilation of publicly reported data from the Tennessee Department of Education and the Tennessee Higher Education Commission. This profile reflects active schools in the 2017-18 school year.

TENNESSEE
COMPTROLLER
OF THE TREASURY