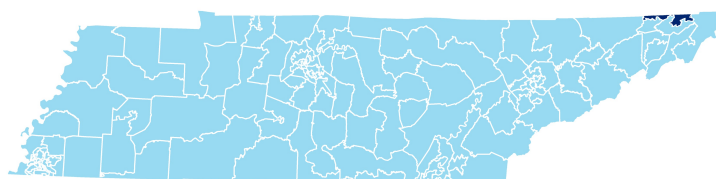


# District 1 - Bristol City Schools Snapshot

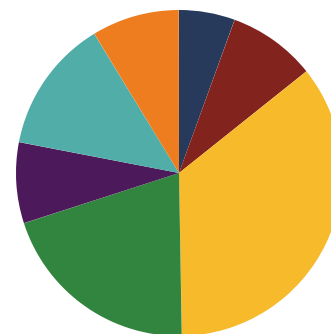


REPRESENTATIVE  
JOHN CRAWFORD

## District 1




## Education Attainment



- Less than 9th grade
- 9-12th grade, No Diploma
- High School Graduate, including equivalency
- Some College, No Degree
- Associate's Degree
- Bachelor's Degree
- Graduate/Professional Degree

## Bristol City Schools (8 of 8 Schools)

- Anderson Elementary
- Avoca Elementary
- Fairmount Elementary
- Haynesfield Elementary
- Holston View Elementary
- Tennessee High School
- Tennessee Online Public School
- Vance Middle School



8  
Schools



3,985  
Average Daily  
Membership



\$54,461  
average teacher salary  
State Average: \$50,958



93.3%  
Graduation Rate  
State Rate: 89.1%



21.3  
Average ACT Score  
State Average: 20.2



67.1%  
College Going Rate  
State Rate: 63.4%



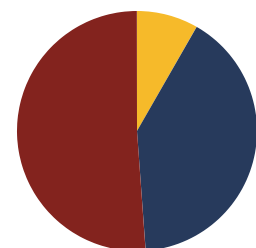
0  
Private Schools  
State Count: 599

## Bristol City Schools

2018 District Designation:

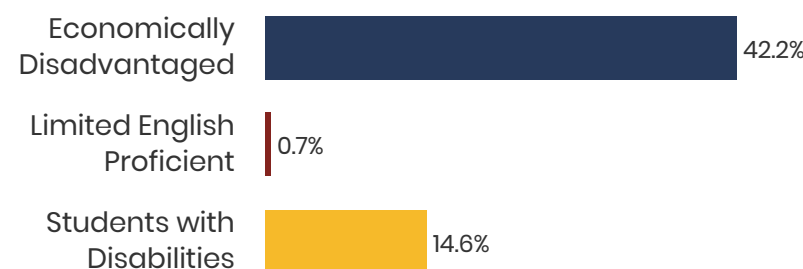
ADVANCING

## Funding Sources

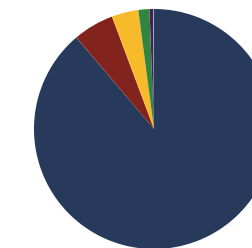


- Federal
- State
- Local

## Student Population



## Racial Demographics



- White
- Black
- Hispanic
- Asian
- Native American
- Hawaiian/Pacific Islander

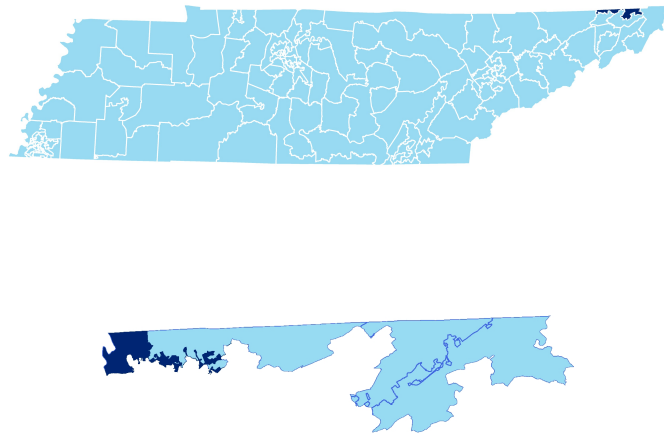


# District 1 - Kingsport City Schools Snapshot

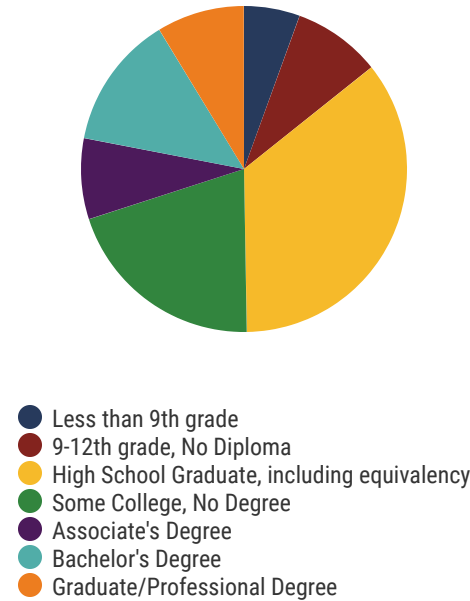


REPRESENTATIVE  
 JOHN CRAWFORD

## District 1




## Education Attainment



## Kingsport City Schools (1 of 11 Schools)

- John F. Kennedy Elementary School



**11**  
 Schools



**7,398**  
 Average Daily  
 Membership



**\$57,440**  
 average teacher salary  
 State Average: \$50,958

## Kingsport City Schools



**95.9%**  
 Graduation Rate  
 State Rate: 89.1%



**22**  
 Average ACT Score  
 State Average: 20.2



**67.1%**  
 College Going Rate  
 State Rate: 63.4%

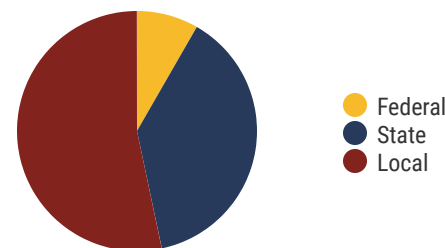


**0**  
 Private Schools  
 State Count: 599

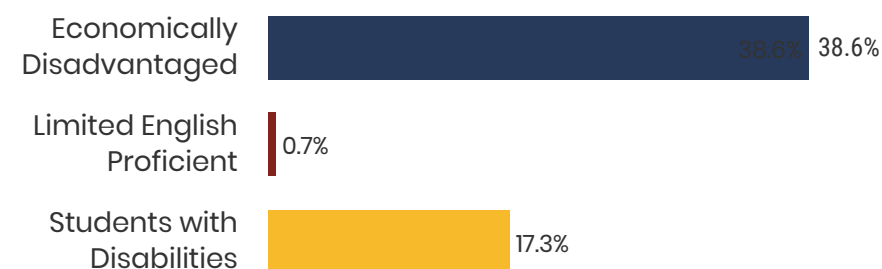
2018 District Designation:

**IN NEED OF  
 IMPROVEMENT**

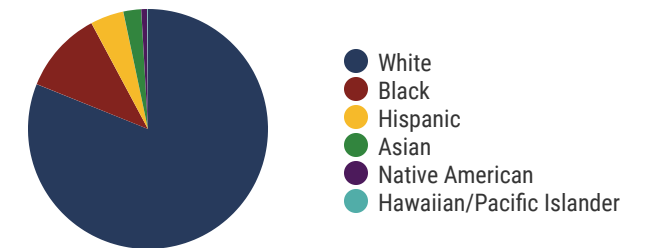
## Funding Sources



## Student Population



## Racial Demographics

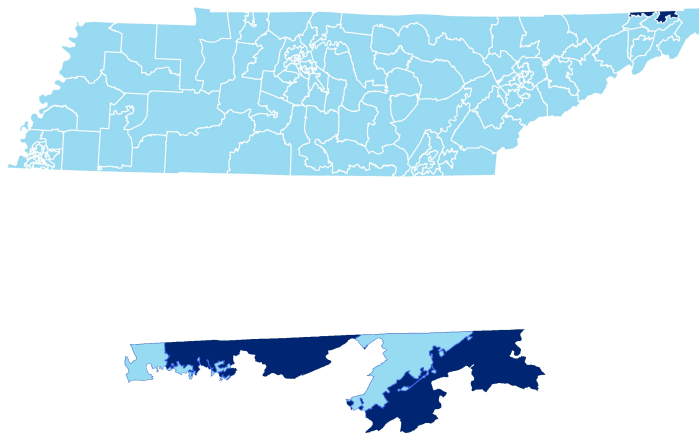




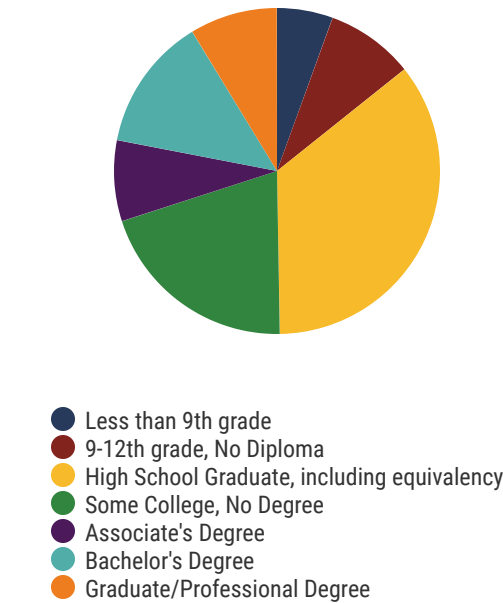
TENNESSEE  
COMPTROLLER  
OF THE TREASURY



## District 1




## Education Attainment



## Sullivan County Schools (4 of 22 Schools)

- Central Heights Elementary
- Holston Valley Middle School
- Innovation Academy
- Sullivan East High School



22  
Schools



9,396  
Average Daily  
Membership



\$47,760  
average teacher salary  
State Average: \$50,958



95.4%  
Graduation Rate  
State Rate: 89.1%



20.3  
Average ACT Score  
State Average: 20.2



67.1%  
College Going Rate  
State Rate: 63.4%



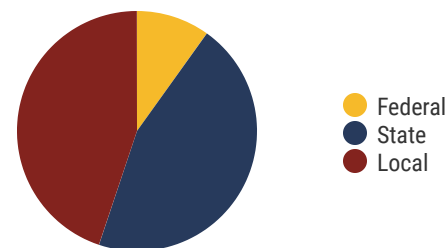
4  
Private Schools  
State Count: 599

## Sullivan County Schools

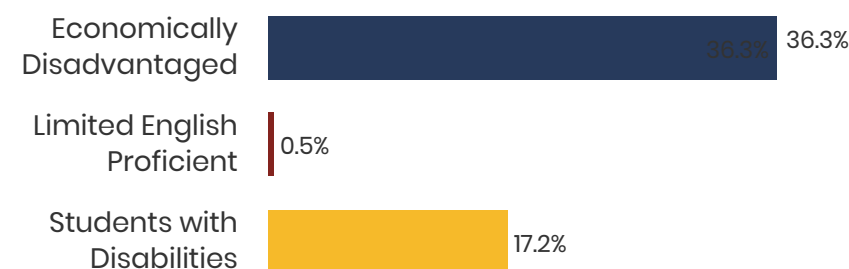
2018 District Designation:

**SATISFACTORY**

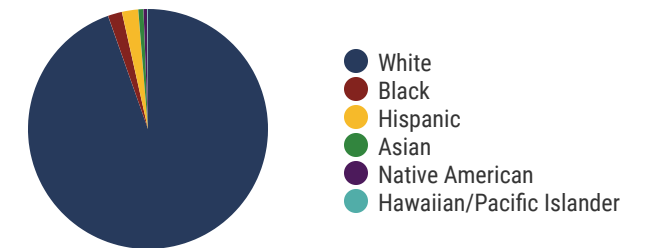
## Funding Sources



## Student Population



## Racial Demographics





TENNESSEE  
COMPTROLLER  
OF THE TREASURY