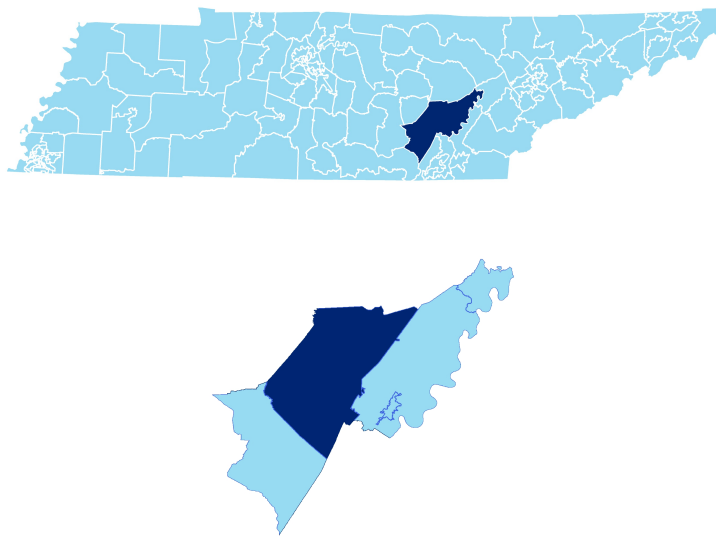
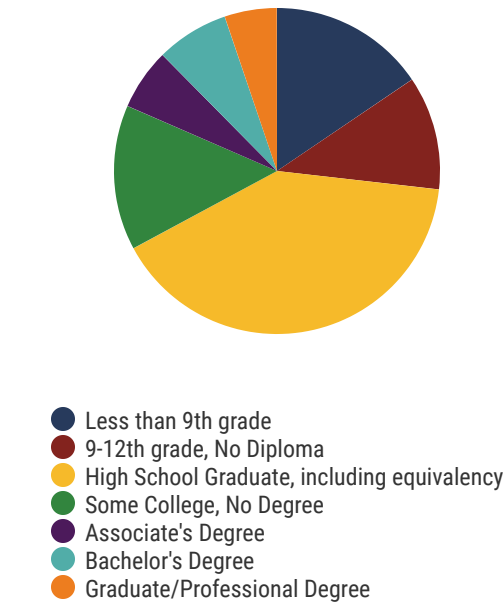




District 31




Education Attainment



Bledsoe County Schools (5 of 5 Schools)

- Bledsoe County High School
- Bledsoe County Middle School
- Cecil B Rigsby Elementary
- Mary V Wheeler Elementary
- Pikeville Elementary



5
Schools



1,648
Average Daily
Membership



\$50,207
average teacher salary
State Average: \$50,958



92%
Graduation Rate
State Rate: 89.1%



19
Average ACT Score
State Average: 20.2



52.8%
College Going Rate
State Rate: 63.4%



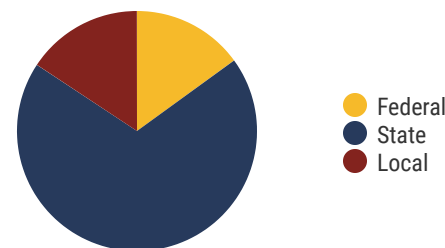
1
Private Schools
State Count: 599

Bledsoe County Schools

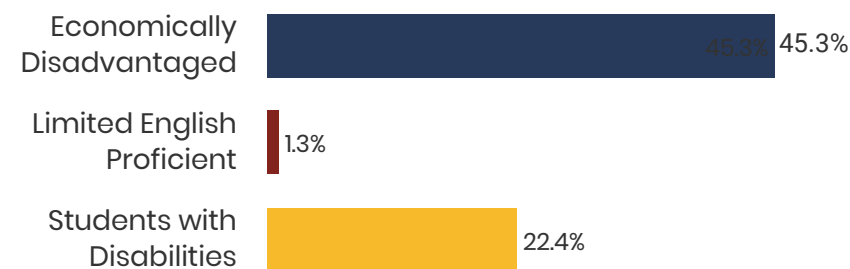
2018 District Designation:

SATISFACTORY

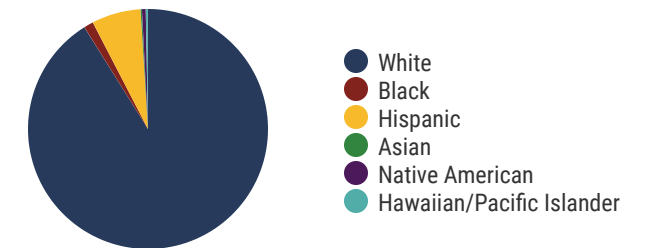
Funding Sources



Student Population



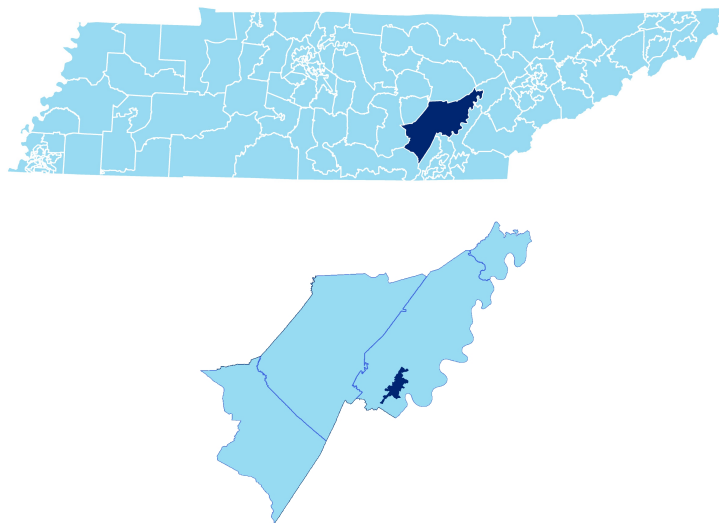
Racial Demographics



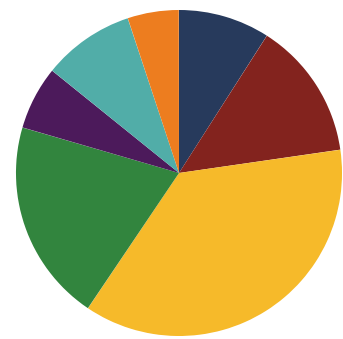




District 31




Education Attainment



- Less than 9th grade
- 9-12th grade, No Diploma
- High School Graduate, including equivalency
- Some College, No Degree
- Associate's Degree
- Bachelor's Degree
- Graduate/Professional Degree

Dayton City Schools (1 of 1 Schools)

- Dayton City Elementary



1
Schools



835
Average Daily
Membership



\$48,664
average teacher salary
State Average: \$50,958



N/A
Graduation Rate
State Rate: 89.1%



N/A
Average ACT Score
State Average: 20.2



58.9%
College Going Rate
State Rate: 63.4%



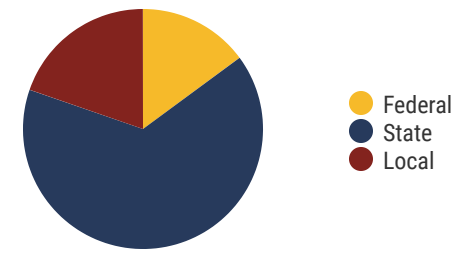
0
Private Schools
State Count: 599

Dayton City Schools

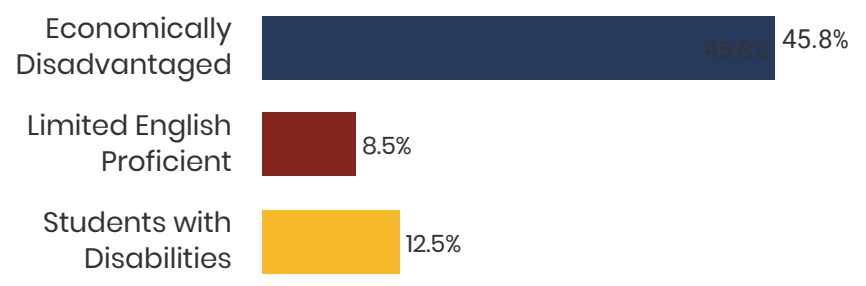
2018 District Designation:

ADVANCING


Funding Sources



Student Population



Racial Demographics

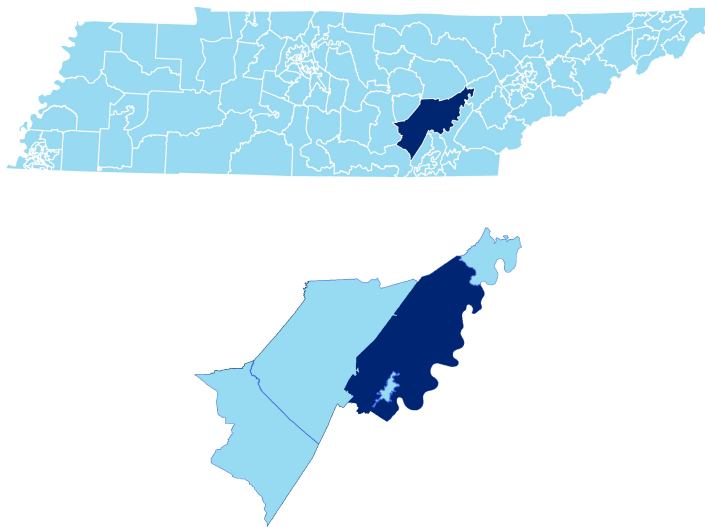




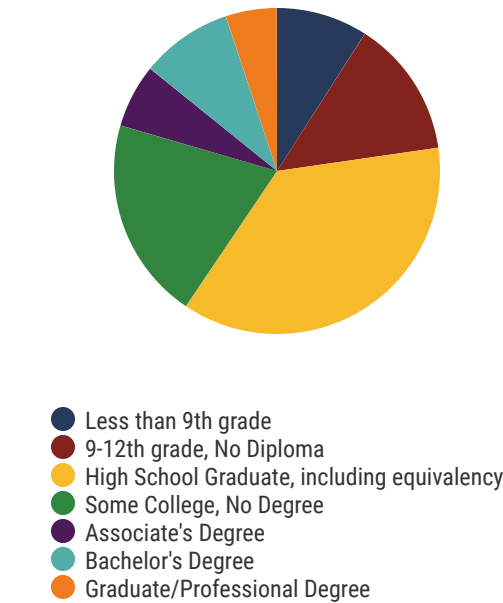
TENNESSEE
COMPTROLLER
OF THE TREASURY



District 31




Education Attainment



Rhea County Schools (7 of 7 Schools)

- Frazier Elementary
- Graysville Elementary School
- Rhea Central Elementary
- Rhea County High School
- Rhea Middle School
- Spring City Elementary
- Spring City Middle School



7
Schools



4,166
Average Daily
Membership



\$44,444
average teacher salary
State Average: \$50,958



91.4%
Graduation Rate
State Rate: 89.1%



19
Average ACT Score
State Average: 20.2



58.9%
College Going Rate
State Rate: 63.4%



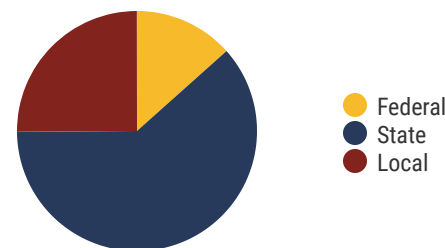
3
Private Schools
State Count: 599

Rhea County Schools

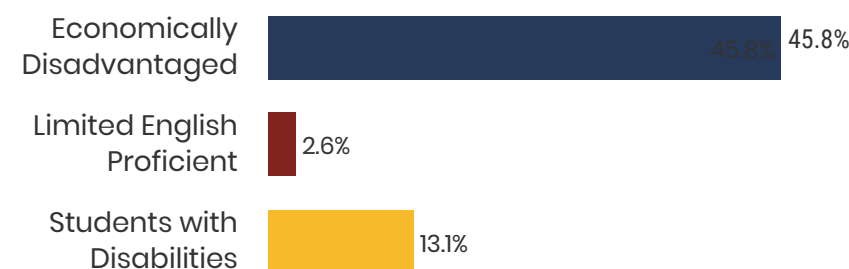
2018 District Designation:

ADVANCING

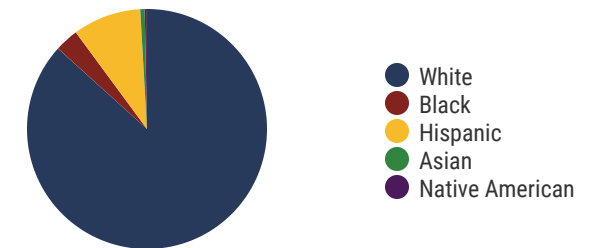
Funding Sources



Student Population



Racial Demographics

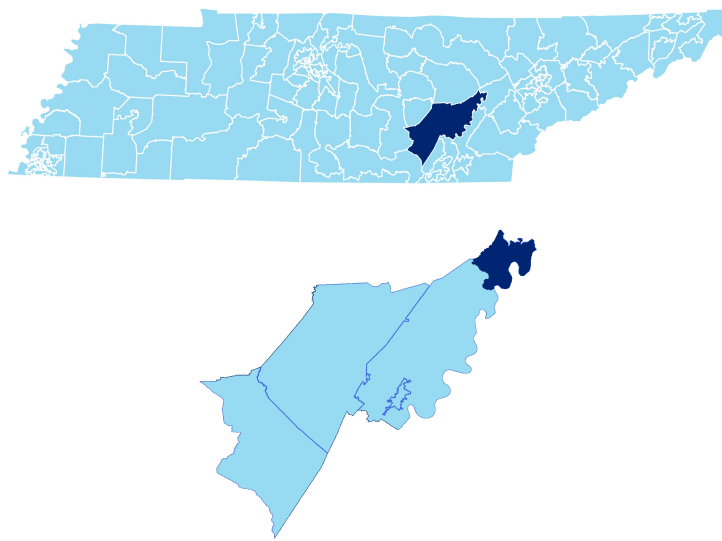




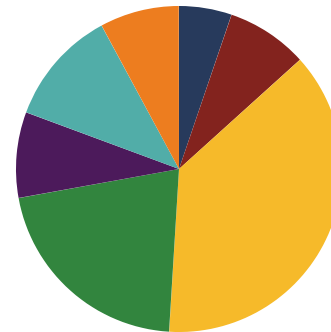
TENNESSEE
COMPTROLLER
OF THE TREASURY



District 31




Education Attainment



- Less than 9th grade
- 9-12th grade, No Diploma
- High School Graduate, including equivalency
- Some College, No Degree
- Associate's Degree
- Bachelor's Degree
- Graduate/Professional Degree

Roane County Schools (1 of 17 Schools)

- Ridge View Elementary



17
Schools



6,382
Average Daily
Membership



\$51,548
average teacher salary
State Average: \$50,958



94.2%
Graduation Rate
State Rate: 89.1%



20.2
Average ACT Score
State Average: 20.2



65.6%
College Going Rate
State Rate: 63.4%



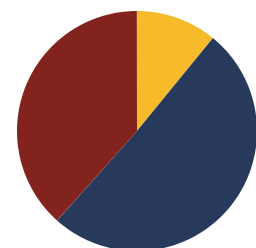
0
Private Schools
State Count: 599

Roane County Schools

2018 District Designation:

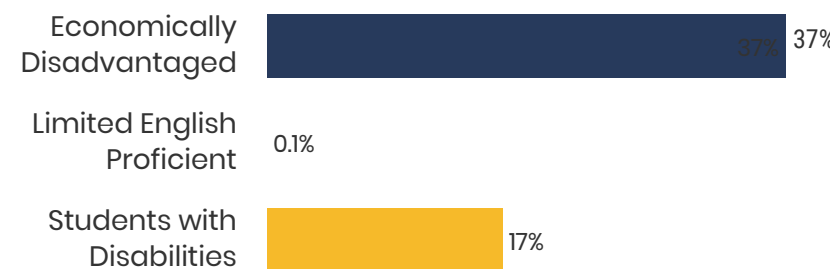
ADVANCING

Funding Sources

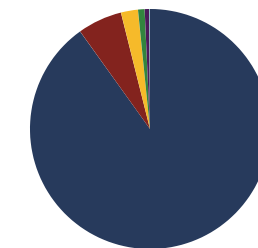


- Federal
- State
- Local

Student Population



Racial Demographics



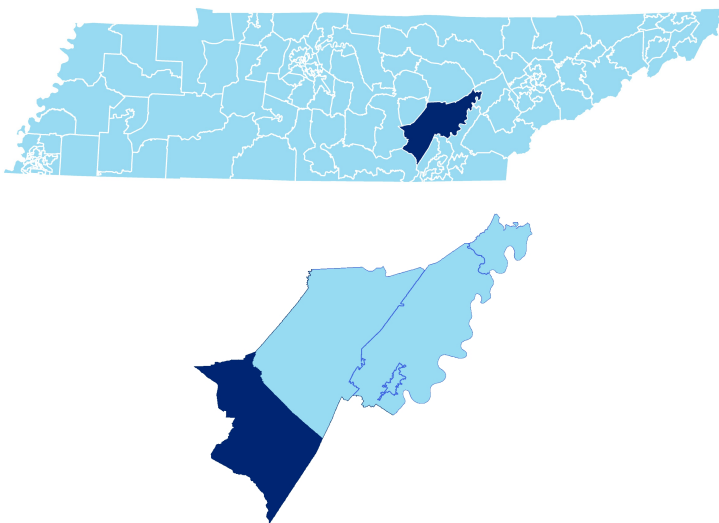
- White
- Black
- Hispanic
- Asian
- Native American
- Hawaiian/Pacific Islander



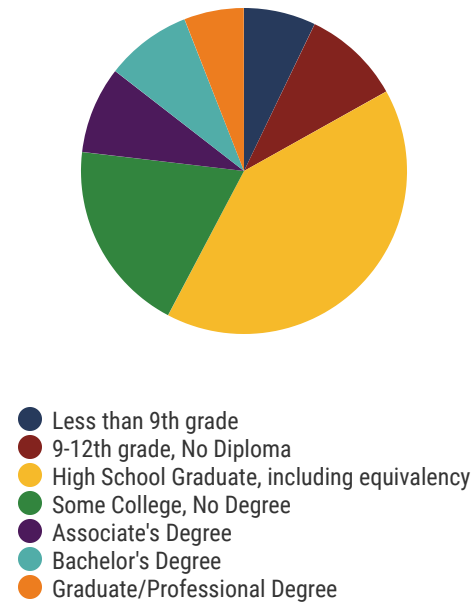
TENNESSEE
COMPTROLLER
OF THE TREASURY



District 31




Education Attainment



Sequatchie County Schools (3 of 3 Schools)

- Sequatchie County Middle School
- Griffith Elementary
- Sequatchie County High School



3
Schools



2,163
Average Daily
Membership



\$46,954
average teacher salary
State Average: \$50,958

Sequatchie County Schools



94%
Graduation Rate
State Rate: 89.1%



19.7
Average ACT Score
State Average: 20.2



67.1%
College Going Rate
State Rate: 63.4%

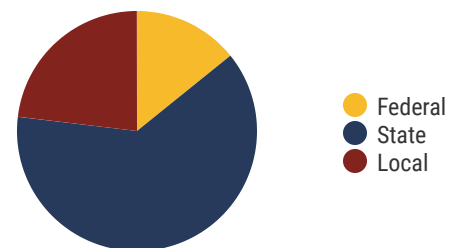


2
Private Schools
State Count: 599

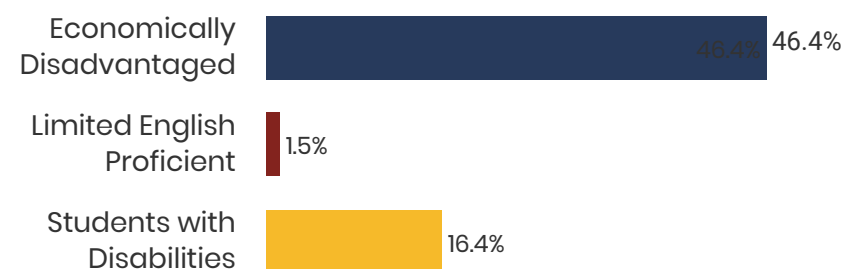
2018 District Designation:

ADVANCING

Funding Sources



Student Population



Racial Demographics

