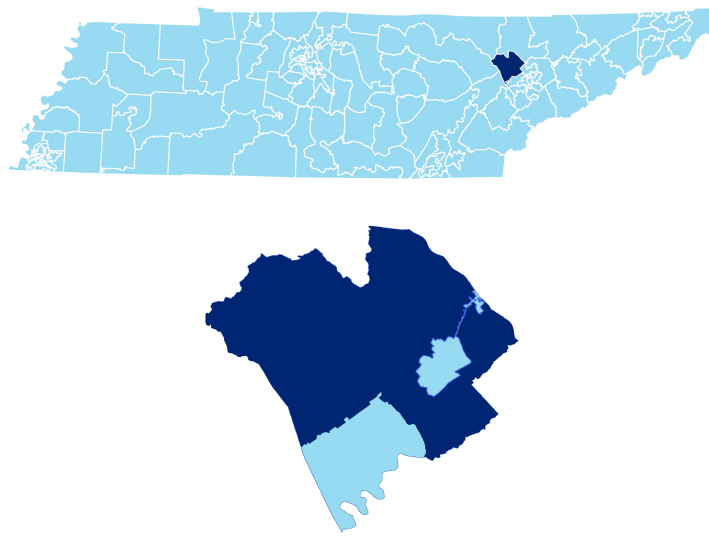
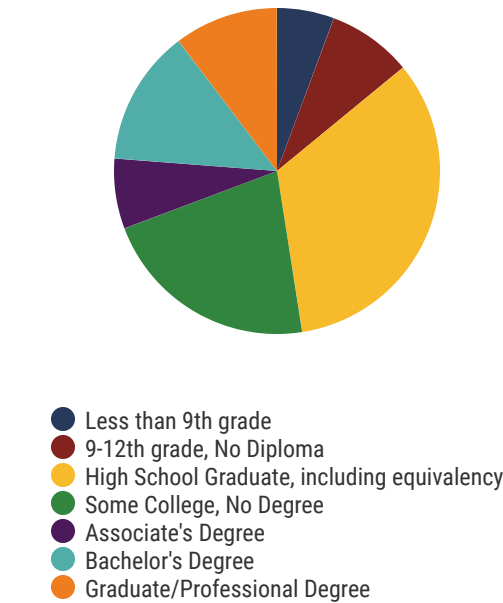




## District 33




## Education Attainment



## Anderson County Schools (11 of 15 Schools)

- Anderson County High School
- Briceville Elementary
- Claxton Elementary
- Clinton High School
- Clinton Middle School
- Dutch Valley Elementary
- Grand Oaks Elementary
- Lake City Elementary
- Lake City Middle School
- Norwood Elementary
- Norwood Middle School



15  
Schools



6,256  
Average Daily  
Membership



\$47,111  
average teacher salary  
State Average: \$50,958



95.9%  
Graduation Rate  
State Rate: 89.1%



19.5  
Average ACT Score  
State Average: 20.2



67.7%  
College Going Rate  
State Rate: 63.4%



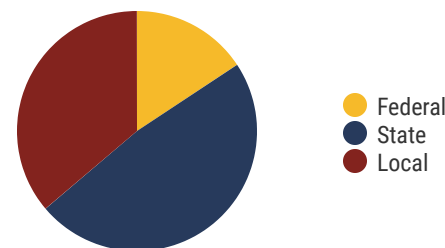
4  
Private Schools  
State Count: 599

## Anderson County Schools

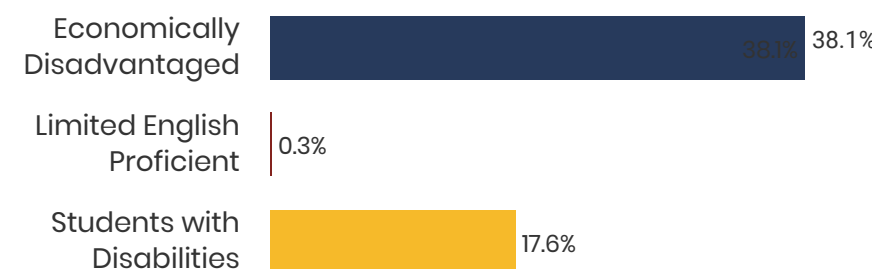
2018 District Designation:

**SATISFACTORY**

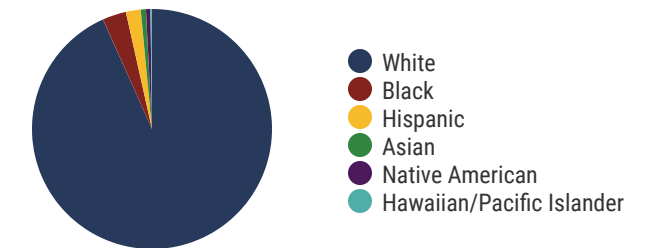
## Funding Sources



## Student Population



## Racial Demographics



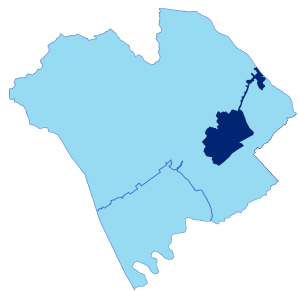
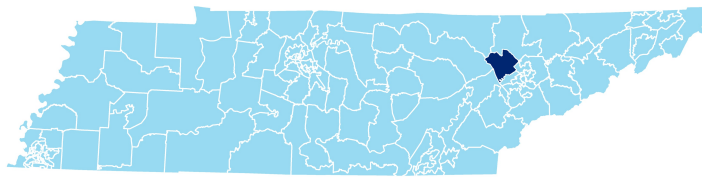


TENNESSEE  
COMPTROLLER  
OF THE TREASURY

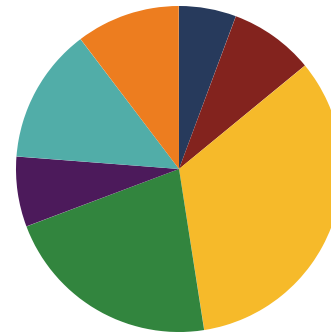
# District 33 - Clinton City Schools Snapshot



## District 33




## Education Attainment



- Less than 9th grade
- 9-12th grade, No Diploma
- High School Graduate, including equivalency
- Some College, No Degree
- Associate's Degree
- Bachelor's Degree
- Graduate/Professional Degree

## Clinton City Schools (3 of 3 Schools)

- South Clinton Elementary
- Clinton Elementary
- North Clinton Elementary



3  
Schools



942  
Average Daily  
Membership



\$46,685  
average teacher salary  
State Average: \$50,958



N/A  
Graduation Rate  
State Rate: 89.1%



N/A  
Average ACT Score  
State Average: 20.2



67.7%  
College Going Rate  
State Rate: 63.4%



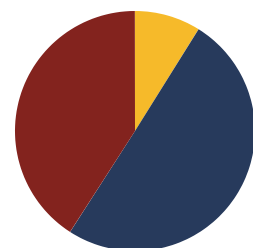
0  
Private Schools  
State Count: 599

## Clinton City Schools

2018 District Designation:

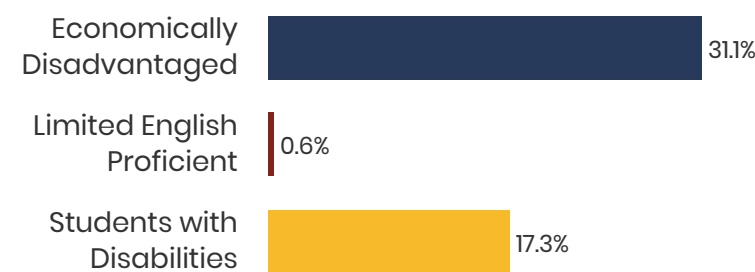
**EXEMPLARY**

## Funding Sources

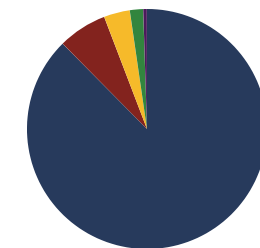


- Federal
- State
- Local

## Student Population



## Racial Demographics



- White
- Black
- Hispanic
- Asian
- Native American

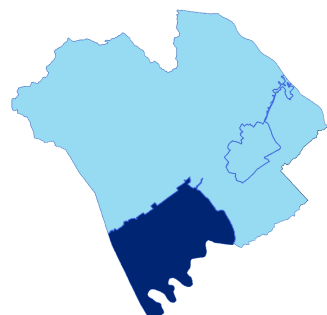
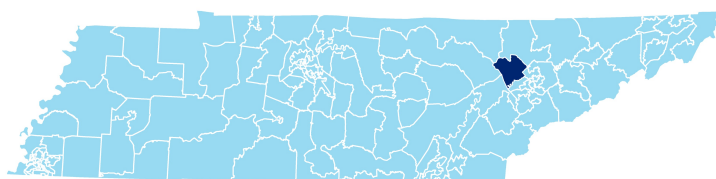


TENNESSEE  
COMPTROLLER  
OF THE TREASURY

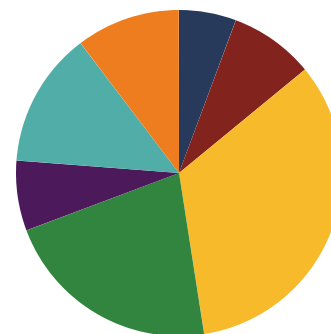


REPRESENTATIVE  
JOHN RAGAN

## District 33




## Education Attainment



- Less than 9th grade
- 9-12th grade, No Diploma
- High School Graduate, including equivalency
- Some College, No Degree
- Associate's Degree
- Bachelor's Degree
- Graduate/Professional Degree

## Oak Ridge City Schools (7 of 7 Schools)

- Glenwood Elementary
- Jefferson Middle School
- Linden Elementary
- Oak Ridge High School
- Robertsville Middle School
- Willow Brook Elementary
- Woodland Elementary



7  
Schools



4,395  
Average Daily  
Membership



\$65,334  
average teacher salary  
State Average: \$50,958



87.7%  
Graduation Rate  
State Rate: 89.1%



23.3  
Average ACT Score  
State Average: 20.2



67.7%  
College Going Rate  
State Rate: 63.4%



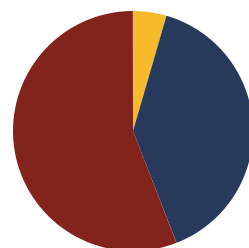
0  
Private Schools  
State Count: 599

## Oak Ridge City Schools

2018 District Designation:

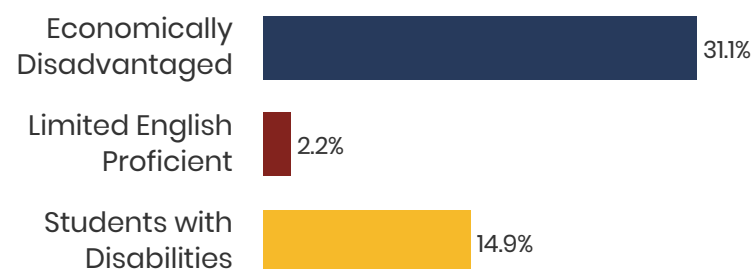
ADVANCING

## Funding Sources

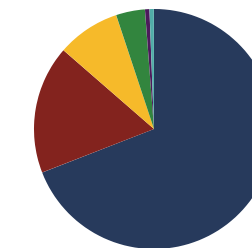


- Federal
- State
- Local

## Student Population



## Racial Demographics



- White
- Black
- Hispanic
- Asian
- Native American
- Hawaiian/Pacific Islander



TENNESSEE  
COMPTROLLER  
OF THE TREASURY