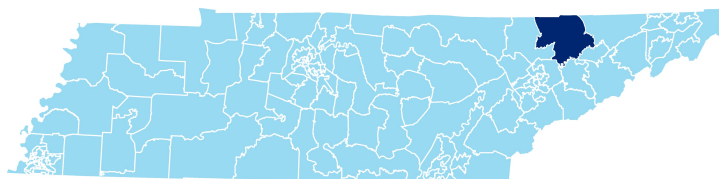


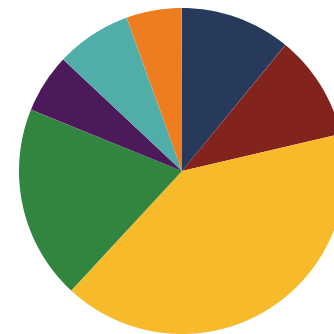


REPRESENTATIVE
 JERRY SEXTON

District 35




Education Attainment



- Less than 9th grade
- 9-12th grade, No Diploma
- High School Graduate, including equivalency
- Some College, No Degree
- Associate's Degree
- Bachelor's Degree
- Graduate/Professional Degree

Claiborne County Schools (11 of 11 Schools)

- Claiborne High School
- Clairfield Elementary
- Cumberland Gap High School
- Ellen Myers Primary
- Forge Ridge School
- H. Y. Livesay Middle School
- Midway Elementary
- Powell Valley Elementary
- Soldiers Memorial Middle School
- Springdale Elementary
- Tazewell-New Tazewell Elementary



11
 Schools



4,087
 Average Daily
 Membership



\$45,066
 average teacher salary
 State Average: \$50,958



92.7%
 Graduation Rate
 State Rate: 89.1%



19.3
 Average ACT Score
 State Average: 20.2



58.7%
 College Going Rate
 State Rate: 63.4%



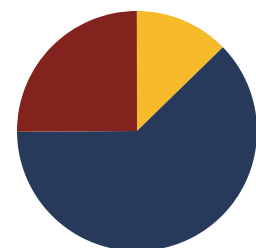
5
 Private Schools
 State Count: 599

Claiborne County Schools

2018 District Designation:

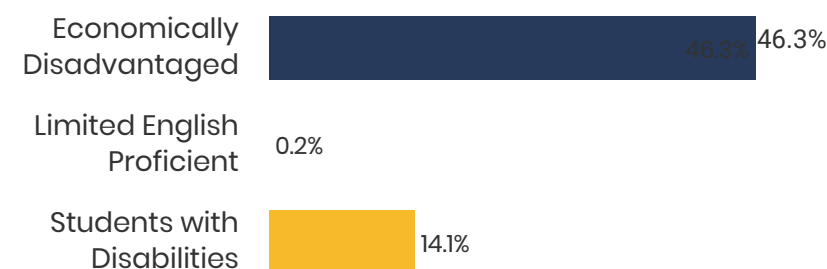
ADVANCING

Funding Sources

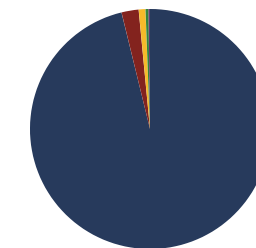


- Federal
- State
- Local

Student Population



Racial Demographics



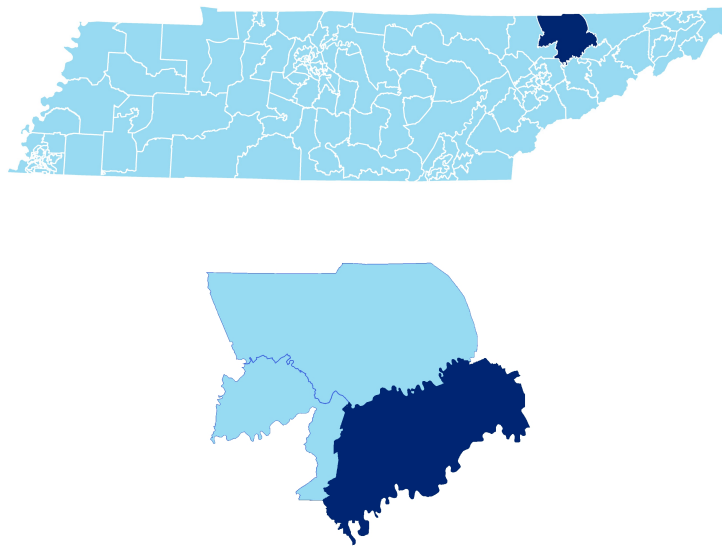
- White
- Black
- Hispanic
- Asian
- Native American



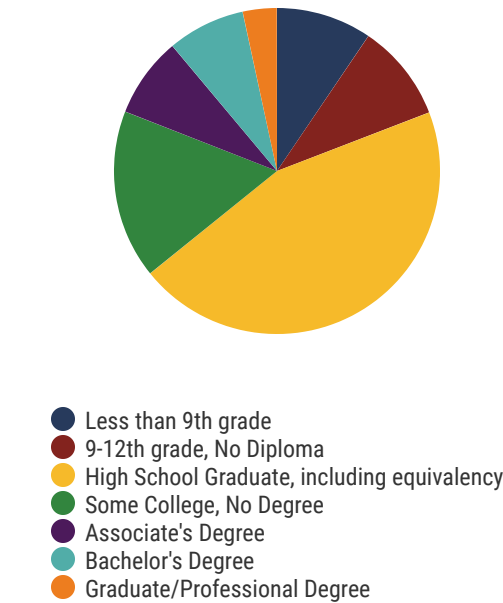
TENNESSEE
COMPTROLLER
OF THE TREASURY



District 35




Education Attainment



Grainger County Schools (8 of 8 Schools)

- Bean Station Elementary
- Grainger Academy
- Grainger High School
- Joppa Elementary
- Rutledge Elementary School
- Rutledge Middle School
- Rutledge Primary
- Washburn School



8
 Schools



3,387
 Average Daily
 Membership



\$46,754
 average teacher salary
 State Average: \$50,958

Grainger County Schools



96.9%
 Graduation Rate
 State Rate: 89.1%



18.3
 Average ACT Score
 State Average: 20.2



61.7%
 College Going Rate
 State Rate: 63.4%

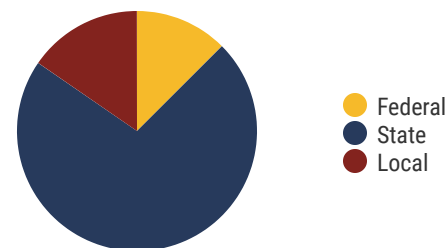


0
 Private Schools
 State Count: 599

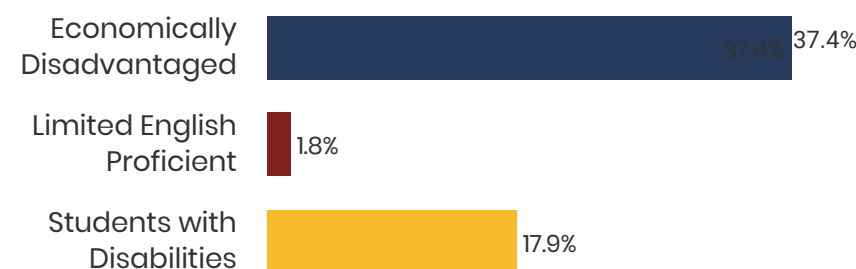
2018 District Designation:

ADVANCING

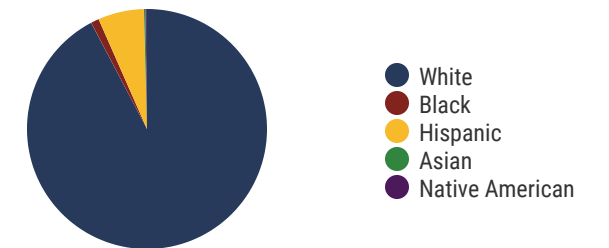
Funding Sources



Student Population



Racial Demographics

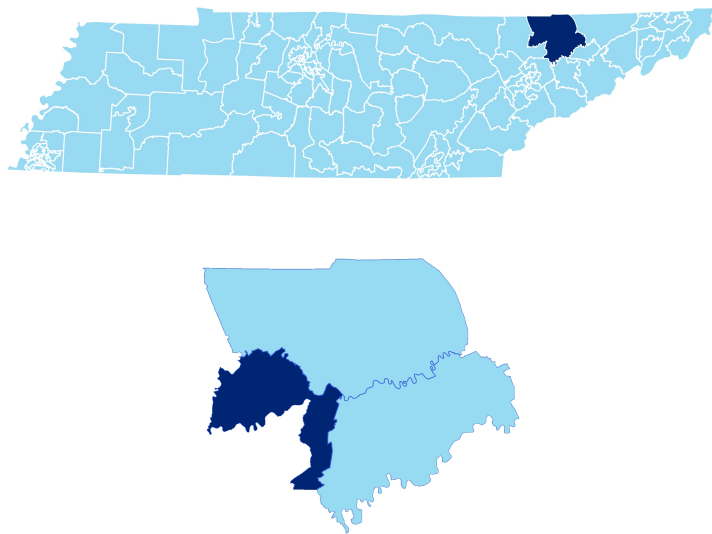




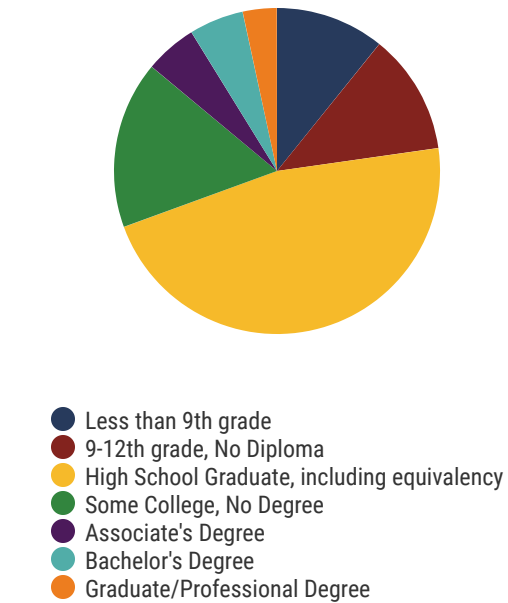
TENNESSEE
COMPTROLLER
OF THE TREASURY



District 35




Education Attainment



Union County Schools (2 of 8 Schools)

- Luttrell Elementary
- Sharps Chapel Elementary



8
 Schools



4,029
 Average Daily
 Membership



\$44,233
 average teacher salary
 State Average: \$50,958

Union County Schools



92%
 Graduation Rate
 State Rate: 89.1%



17.6
 Average ACT Score
 State Average: 20.2



54.4%
 College Going Rate
 State Rate: 63.4%

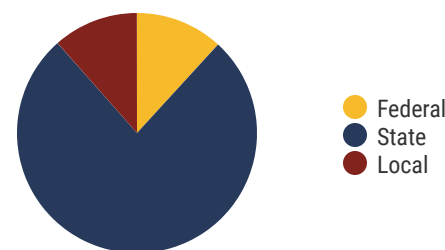


0
 Private Schools
 State Count: 599

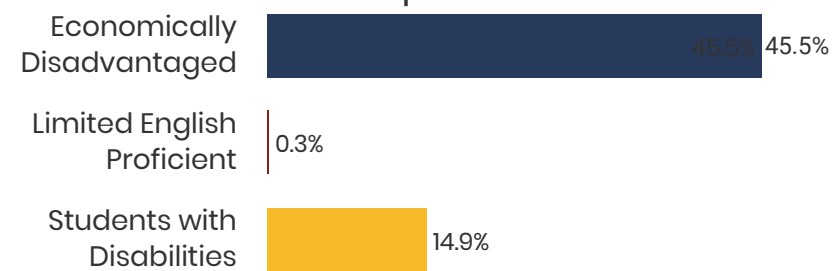
2018 District Designation:

**IN NEED OF
 IMPROVEMENT**

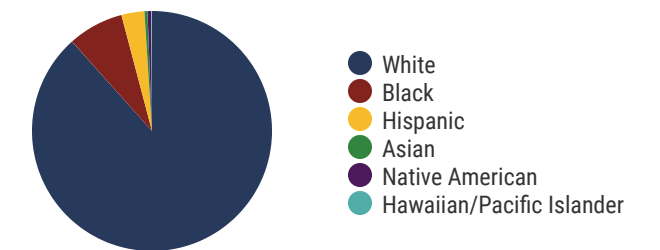
Funding Sources



Student Population



Racial Demographics





TENNESSEE
COMPTROLLER
OF THE TREASURY