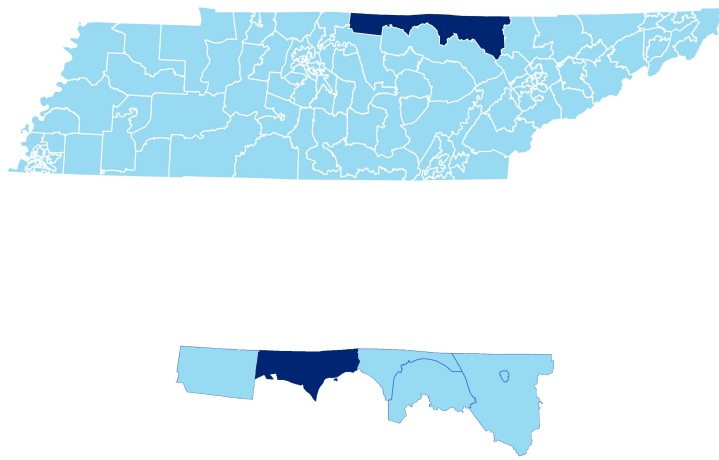
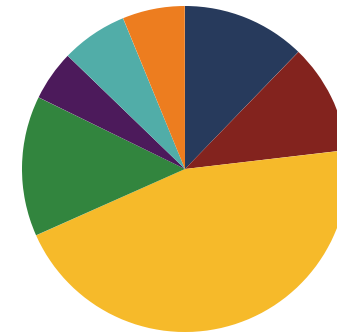




District 38




Education Attainment



- Less than 9th grade
- 9-12th grade, No Diploma
- High School Graduate, including equivalency
- Some College, No Degree
- Associate's Degree
- Bachelor's Degree
- Graduate/Professional Degree

Clay County Schools (3 of 3 Schools)

- Celina K-8
- Clay County High School
- Hermitage Springs Elementary School



3
Schools



1,053
Average Daily
Membership



\$45,748
average teacher salary
State Average: \$50,958



97%
Graduation Rate
State Rate: 89.1%



18.5
Average ACT Score
State Average: 20.2



62.9%
College Going Rate
State Rate: 63.4%



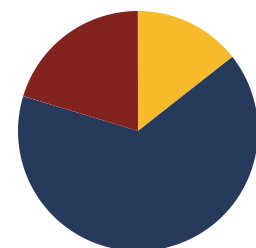
0
Private Schools
State Count: 599

Clay County Schools

2018 District Designation:

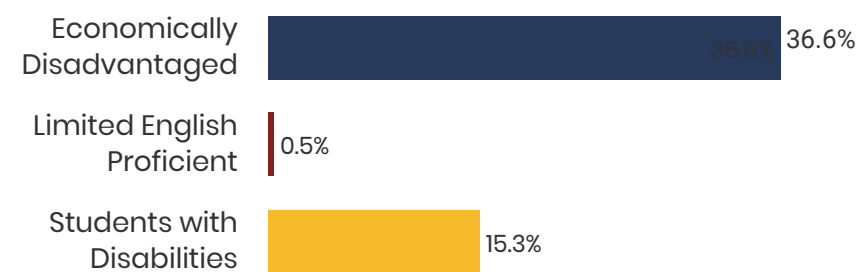
**IN NEED OF
IMPROVEMENT**

Funding Sources

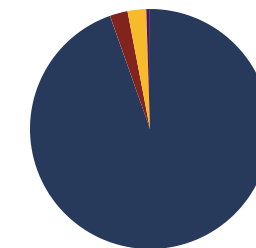


- Federal
- State
- Local

Student Population



Racial Demographics



- White
- Black
- Hispanic
- Native American

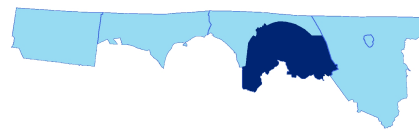
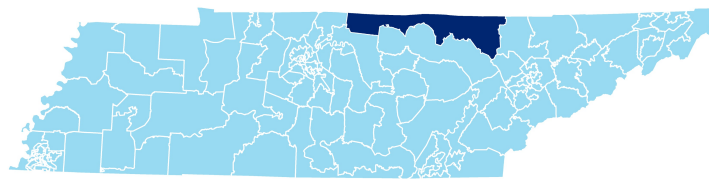


TENNESSEE
COMPTROLLER
OF THE TREASURY

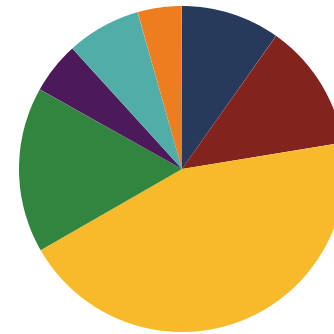


REPRESENTATIVE
 KELLY KEISLING

District 38




Education Attainment



- Less than 9th grade
- 9-12th grade, No Diploma
- High School Graduate, including equivalency
- Some College, No Degree
- Associate's Degree
- Bachelor's Degree
- Graduate/Professional Degree

Fentress County Schools (2 of 5 Schools)

- Allardt Elementary
- Pine Haven Elementary



5
 Schools



2,062
 Average Daily
 Membership



\$44,853
 average teacher salary
 State Average: \$50,958



98.2
 Graduation Rate
 State Rate: 89.1%



19.7
 Average ACT Score
 State Average: 20.2



67.1
 College Going Rate
 State Rate: 63.4%



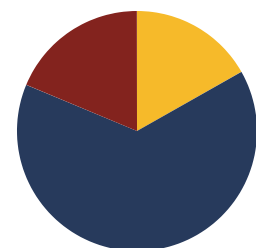
0
 Private Schools
 State Count: 599

Fentress County Schools

2018 District Designation:

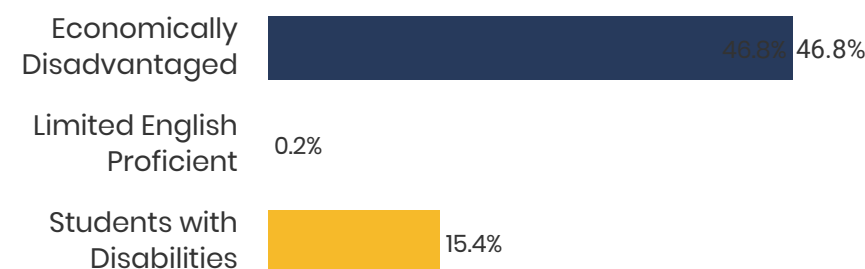
ADVANCING

Funding Sources

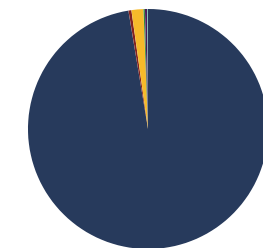


- Federal
- State
- Local

Student Population



Racial Demographics



- White
- Black
- Hispanic
- Asian
- Native American
- Hawaiian/Pacific Islander

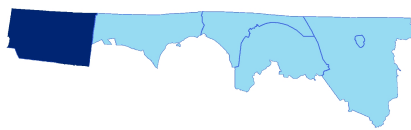
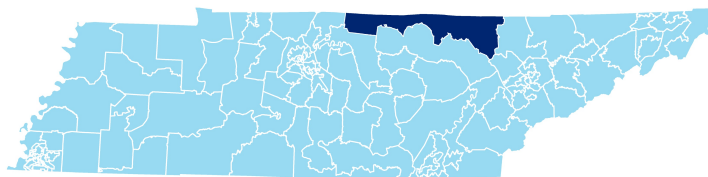


TENNESSEE
COMPTROLLER
OF THE TREASURY

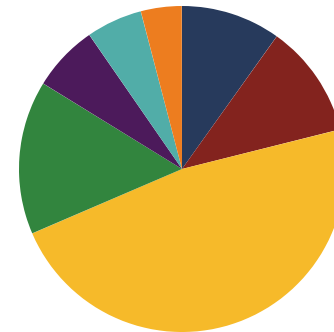


REPRESENTATIVE
 KELLY KEISLING

District 38




Education Attainment



- Less than 9th grade
- 9-12th grade, No Diploma
- High School Graduate, including equivalency
- Some College, No Degree
- Associate's Degree
- Bachelor's Degree
- Graduate/Professional Degree

Macon County Schools (8 of 8 Schools)

- Central Elementary
- Fairlane Elementary
- Lafayette Elementary School
- Macon County High School
- Macon County Junior High School
- Red Boiling Springs Elementary
- Red Boiling Springs School
- Westside Elementary



8
 Schools



3,861
 Average Daily
 Membership



\$46,966
 average teacher salary
 State Average: \$50,958



87.8%
 Graduation Rate
 State Rate: 89.1%



19.2
 Average ACT Score
 State Average: 20.2



69.6%
 College Going Rate
 State Rate: 63.4%



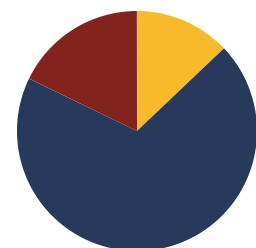
2
 Private Schools
 State Count: 599

Macon County Schools

2018 District Designation:

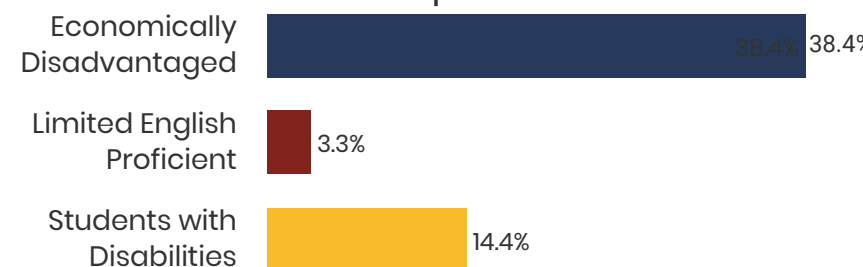
ADVANCING

Funding Sources

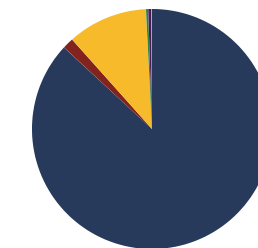


- Federal
- State
- Local

Student Population



Racial Demographics



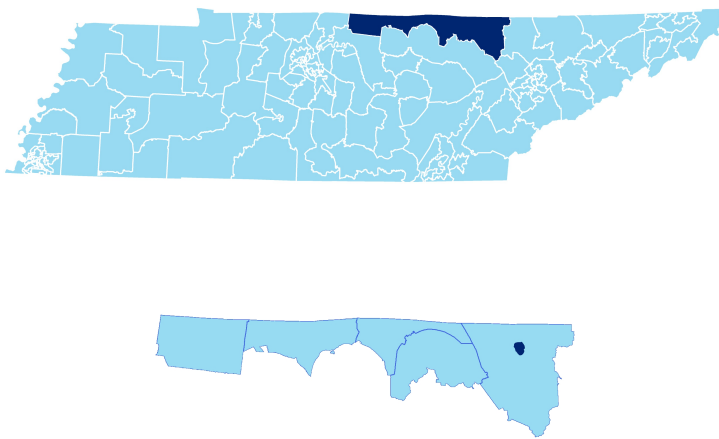
- White
- Black
- Hispanic
- Asian
- Native American
- Hawaiian/Pacific Islander



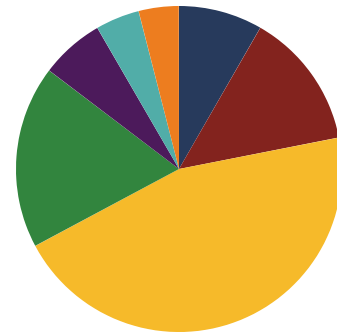
TENNESSEE
COMPTROLLER
OF THE TREASURY



District 38




Education Attainment



- Less than 9th grade
- 9-12th grade, No Diploma
- High School Graduate, including equivalency
- Some College, No Degree
- Associate's Degree
- Bachelor's Degree
- Graduate/Professional Degree

Oneida City Schools (3 of 3 Schools)

- Oneida High School
- Oneida Middle School
- Oneida Elementary



3
Schools



1,205
Average Daily
Membership



\$45,294
average teacher salary
State Average: \$50,958

Oneida City Schools



100%
Graduation Rate
State Rate: 89.1%



20.8
Average ACT Score
State Average: 20.2



60.7%
College Going Rate
State Rate: 63.4%

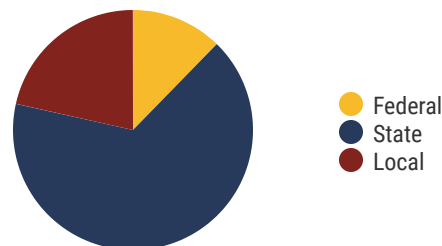


0
Private Schools
State Count: 599

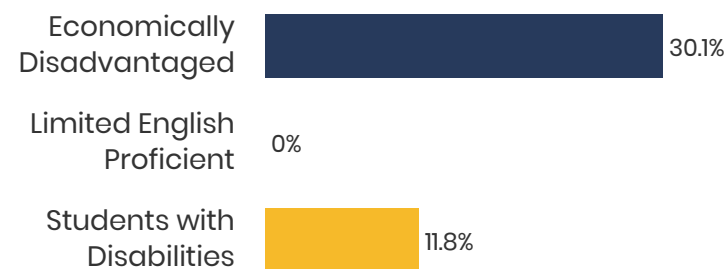
2018 District Designation:

ADVANCING

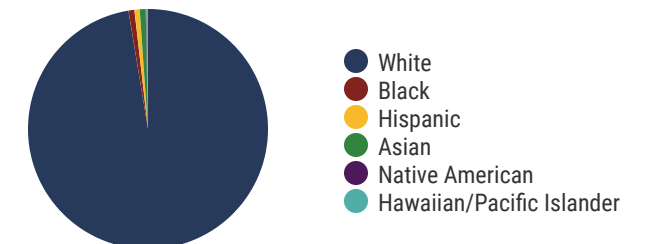
Funding Sources



Student Population

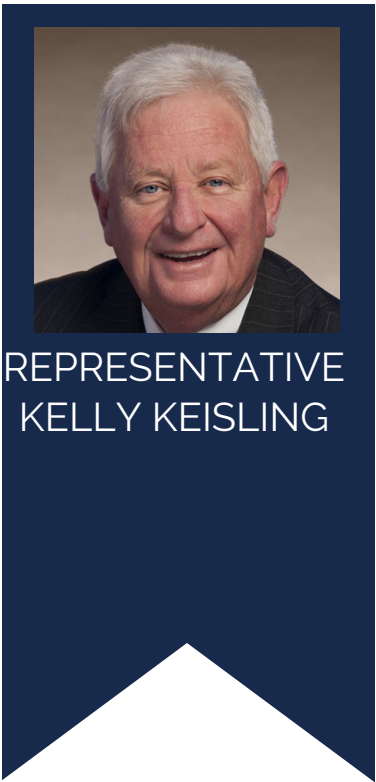


Racial Demographics

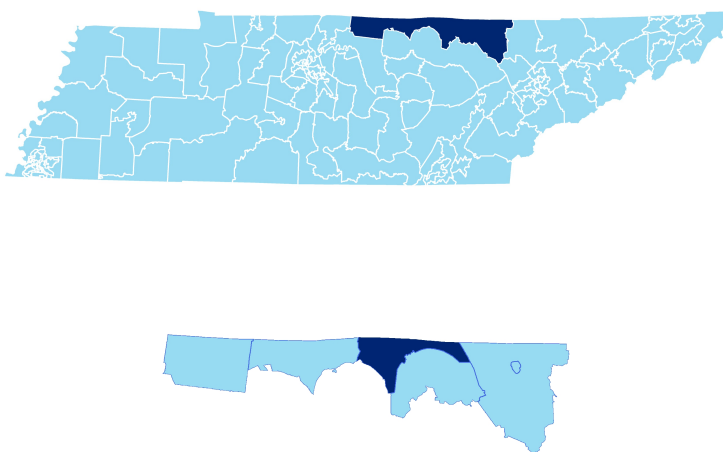




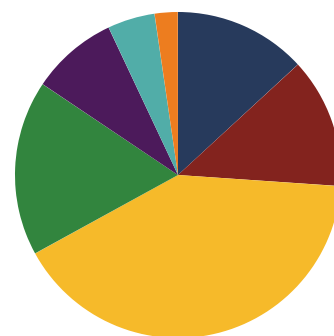
TENNESSEE
COMPTROLLER
OF THE TREASURY



District 38




Education Attainment



- Less than 9th grade
- 9-12th grade, No Diploma
- High School Graduate, including equivalency
- Some College, No Degree
- Associate's Degree
- Bachelor's Degree
- Graduate/Professional Degree

Pickett County Schools (2 of 2 Schools)

- Pickett County Elementary
- Pickett County High School



2
Schools



639
Average Daily
Membership



\$46,628
average teacher salary
State Average: \$50,958



95.2%
Graduation Rate
State Rate: 89.1%



20.8
Average ACT Score
State Average: 20.2



59%
College Going Rate
State Rate: 63.4%



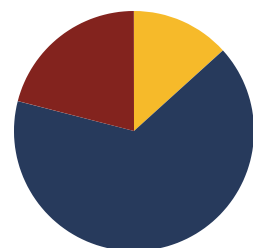
0
Private Schools
State Count: 599

Pickett County Schools

2018 District Designation:

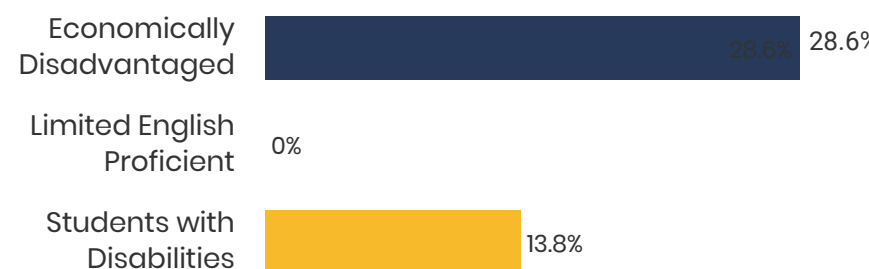
ADVANCING

Funding Sources

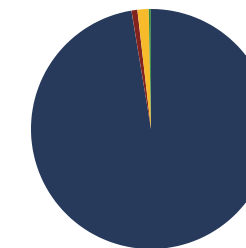


- Federal
- State
- Local

Student Population



Racial Demographics



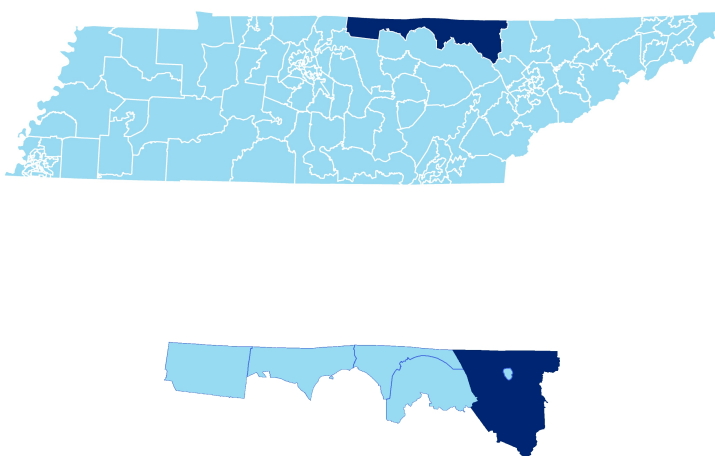
- White
- Black
- Hispanic
- Asian



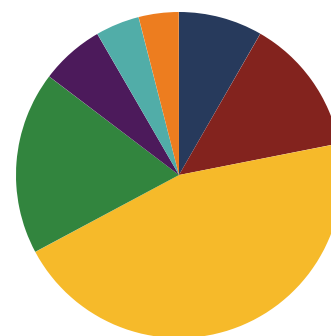
TENNESSEE
COMPTROLLER
OF THE TREASURY



District 38




Education Attainment



- Less than 9th grade
- 9-12th grade, No Diploma
- High School Graduate, including equivalency
- Some College, No Degree
- Associate's Degree
- Bachelor's Degree
- Graduate/Professional Degree

Scott County Schools (7 of 7 Schools)

- Burchfield Elementary
- Fairview Elementary
- Huntsville Elementary
- Huntsville Middle School
- Robbins Elementary
- Scott High School
- Winfield Elementary



7
Schools



2,805
Average Daily
Membership



\$44,536
average teacher salary
State Average: \$50,958



96.8%
Graduation Rate
State Rate: 89.1%



18.1
Average ACT Score
State Average: 20.2



60.7%
College Going Rate
State Rate: 63.4%



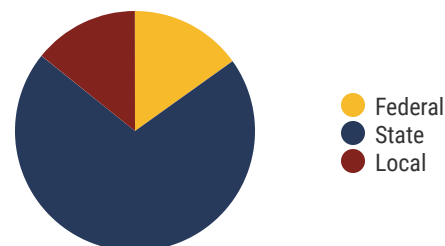
1
Private Schools
State Count: 599

Scott County Schools

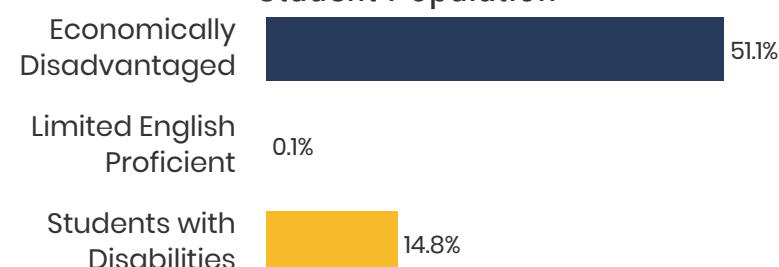
2018 District Designation:

ADVANCING

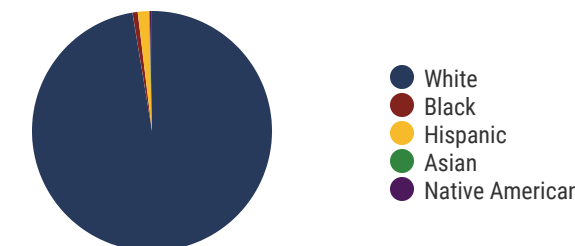
Funding Sources



Student Population



Racial Demographics





TENNESSEE
COMPTROLLER
OF THE TREASURY