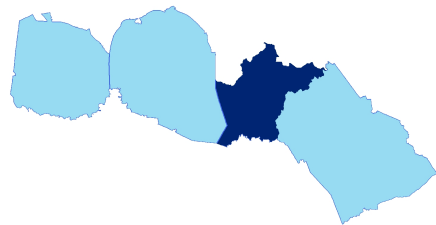
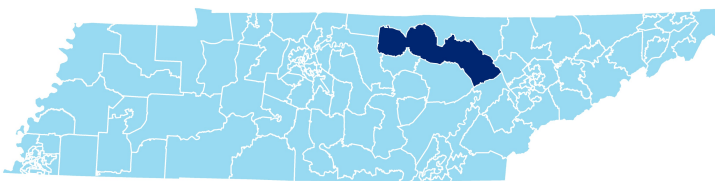


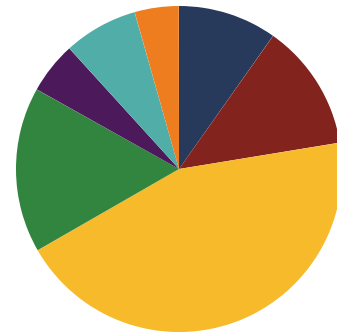


REPRESENTATIVE
 JOHN MARK WINDLE

District 41




Education Attainment



- Less than 9th grade
- 9-12th grade, No Diploma
- High School Graduate, including equivalency
- Some College, No Degree
- Associate's Degree
- Bachelor's Degree
- Graduate/Professional Degree

Fentress County Schools (3 of 5 Schools)

- Clarkrange High School
- South Fentress Elementary School
- York Elementary



5
 Schools



2,062
 Average Daily
 Membership



44,853
 average teacher salary
 State Average: \$50,958



98.2%
 Graduation Rate
 State Rate: 89.1%



19.7
 Average ACT Score
 State Average: 20.2



67.1%
 College Going Rate
 State Rate: 63.4%



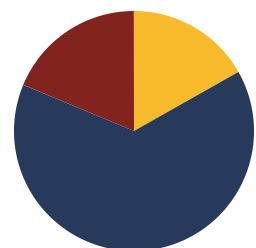
1
 Private Schools
 State Count: 599

Fentress County Schools

2018 District Designation:

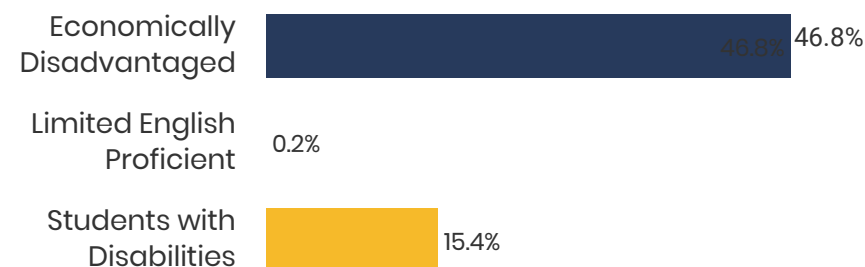
ADVANCING

Funding Sources

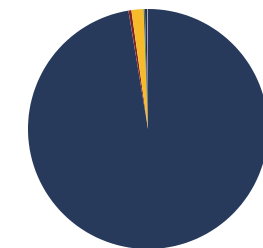


- Federal
- State
- Local

Student Population



Racial Demographics



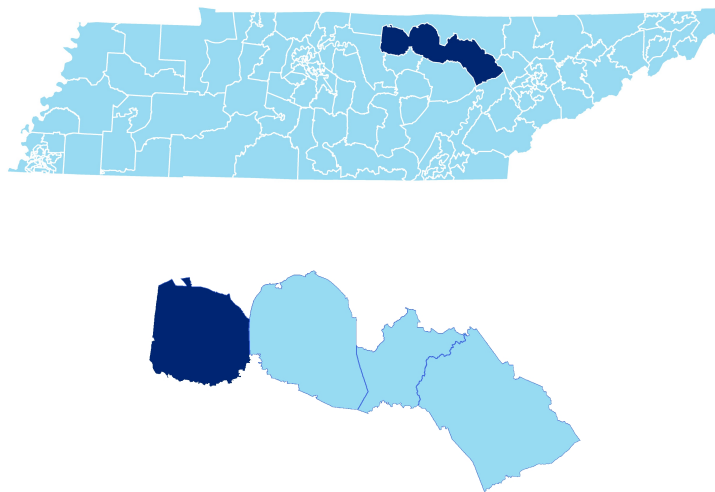
- White
- Black
- Hispanic
- Asian
- Native American
- Hawaiian/Pacific Islander



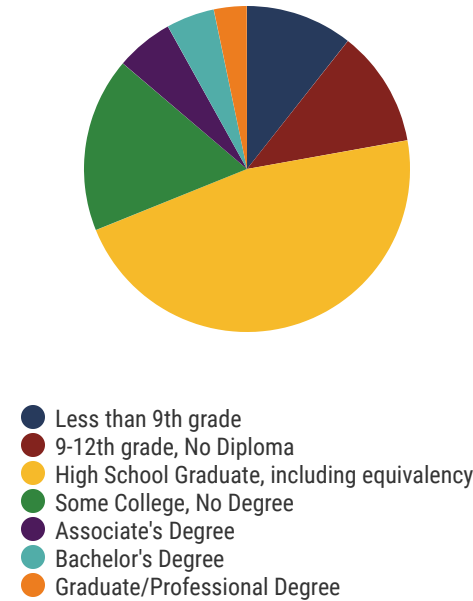
TENNESSEE
COMPTROLLER
OF THE TREASURY



District 41




Education Attainment



Jackson County Schools (4 of 4 Schools)

- Dodson Branch Elementary
- Gainesboro Elementary
- Jackson County High School
- Jackson County Middle School



4
Schools



1,426
Average Daily
Membership



\$46,742
average teacher salary
State Average: \$50,958

Jackson County Schools



91.7%
Graduation Rate
State Rate: 89.1%



18
Average ACT Score
State Average: 20.2



64%
College Going Rate
State Rate: 63.4%

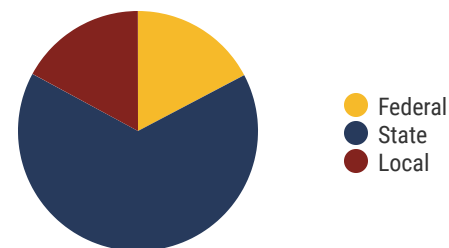


1
Private Schools
State Count: 599

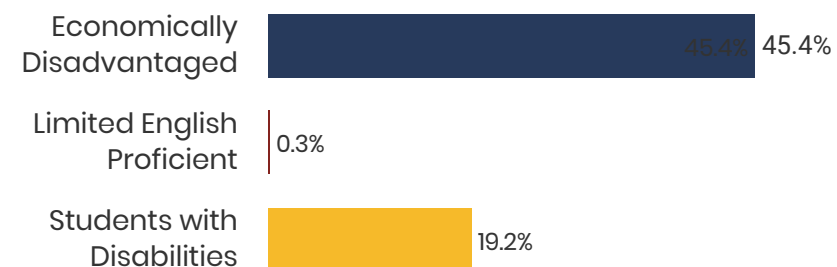
2018 District Designation:

ADVANCING

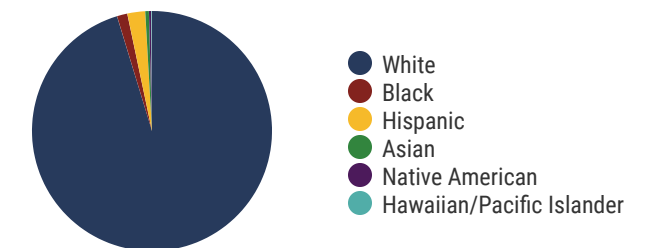
Funding Sources



Student Population



Racial Demographics

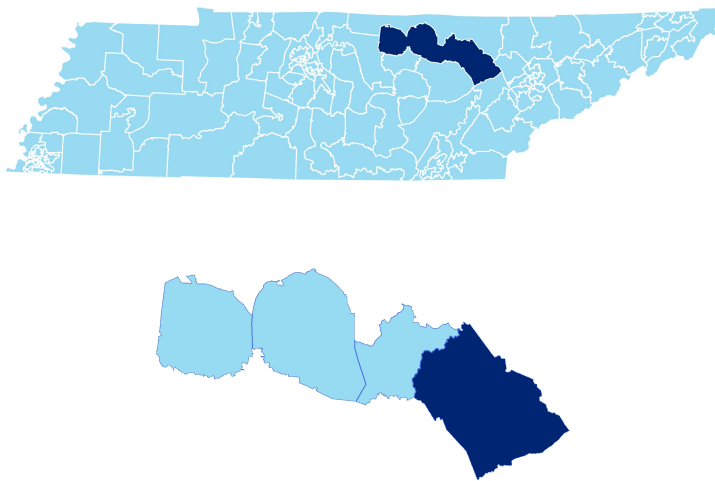




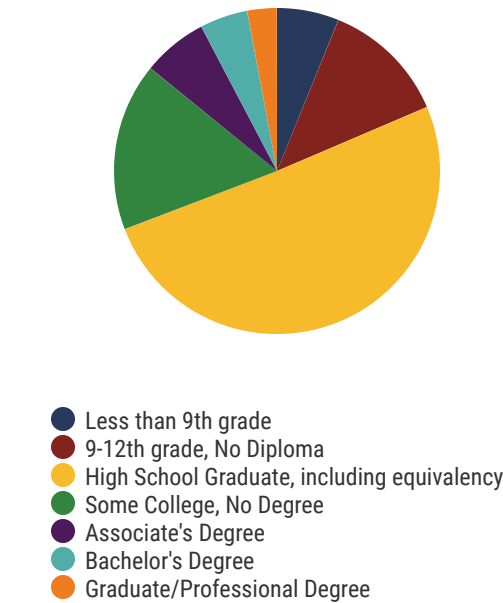
TENNESSEE
COMPTROLLER
OF THE TREASURY



District 41




Education Attainment



Morgan County Schools (7 of 7 Schools)

- Central Elementary
- Central High School
- Central Middle School
- Coalfield School
- Oakdale School
- Petros Joyner Elementary
- Sunbright School



7
Schools



2,855
Average Daily
Membership



\$45,487
average teacher salary
State Average: \$50,958

Morgan County Schools



99.1
Graduation Rate
State Rate: 89.1%



19
Average ACT Score
State Average: 20.2



62.9
College Going Rate
State Rate: 63.4

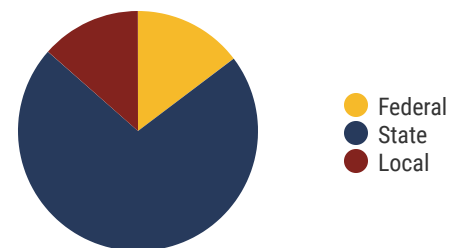


3
Private Schools
State Count: 599

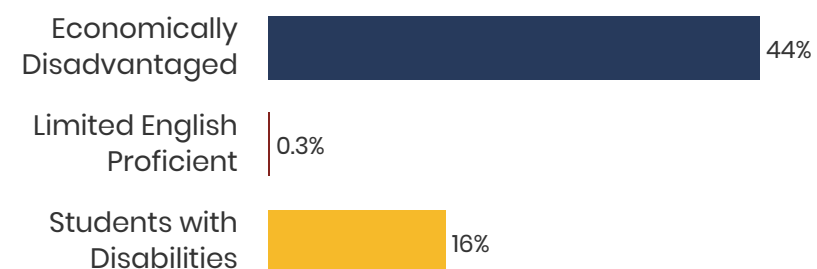
2018 District Designation:

**IN NEED OF
IMPROVEMENT**

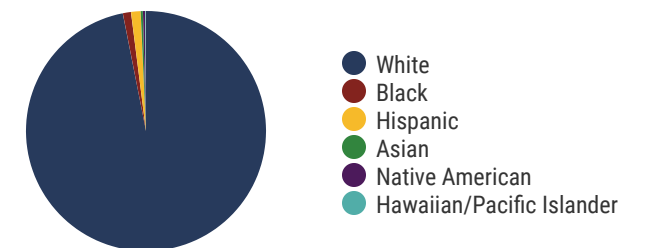
Funding Sources



Student Population



Racial Demographics

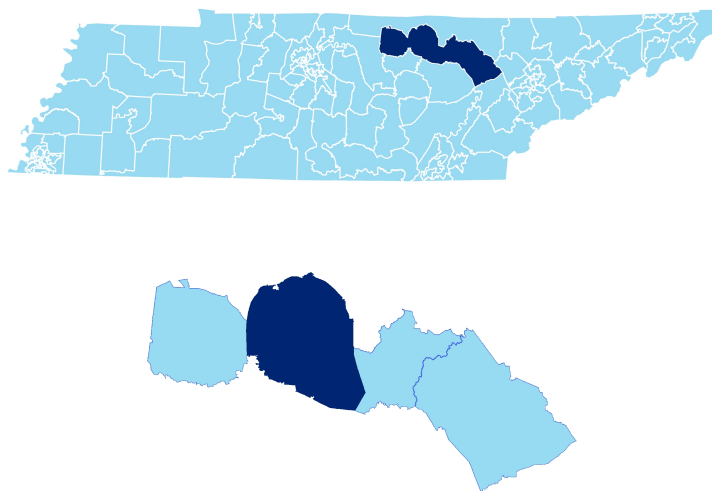




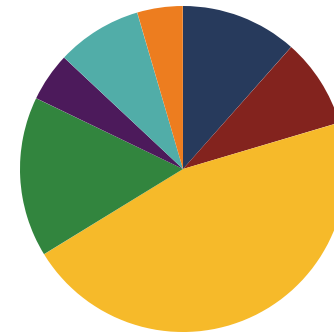
TENNESSEE
COMPTROLLER
OF THE TREASURY



District 41




Education Attainment



- Less than 9th grade
- 9-12th grade, No Diploma
- High School Graduate, including equivalency
- Some College, No Degree
- Associate's Degree
- Bachelor's Degree
- Graduate/Professional Degree

Overton County Schools (7 of 7 Schools)

- A H Roberts Elementary
- Allons Elementary
- Hilham Elementary
- Livingston Academy
- Livingston Middle School
- Rickman Elementary
- Wilson Elementary



7
Schools



3,002
Average Daily
Membership



\$44,256
average teacher salary
State Average: \$50,958



92.3%
Graduation Rate
State Rate: 89.1%



21.1
Average ACT Score
State Average: 20.2



57.8%
College Going Rate
State Rate: 63.4%



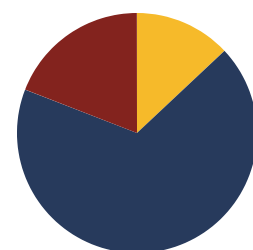
1
Private Schools
State Count: 599

Overton County Schools

2018 District Designation:

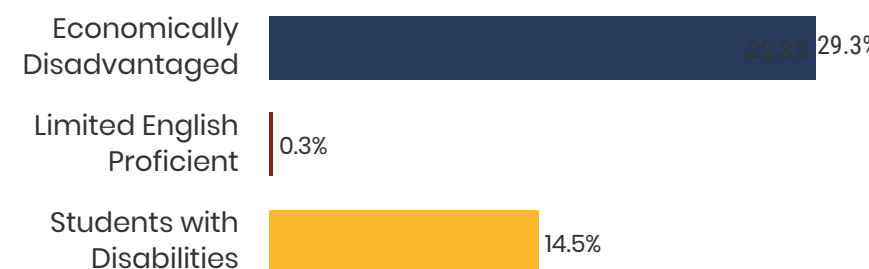
SATISFACTORY

Funding Sources

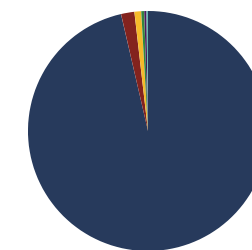


- Federal
- State
- Local

Student Population



Racial Demographics



- White
- Black
- Hispanic
- Asian
- Native American
- Hawaiian/Pacific Islander



TENNESSEE
COMPTROLLER
OF THE TREASURY