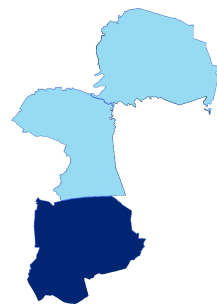
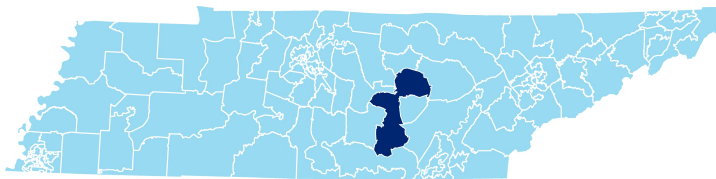


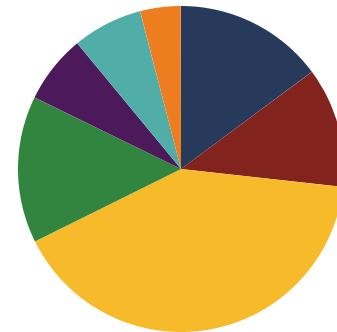


REPRESENTATIVE
PAUL SHERRELL

District 43




Education Attainment



- Less than 9th grade
- 9-12th grade, No Diploma
- High School Graduate, including equivalency
- Some College, No Degree
- Associate's Degree
- Bachelor's Degree
- Graduate/Professional Degree

Grundy County Schools (7 of 7 Schools)

- Coalmont Elementary
- Grundy County High School
- North Elementary
- Palmer Elementary
- Pelham Elementary
- Swiss Memorial Elementary
- Tracy Elementary



7
Schools



1,962
Average Daily
Membership



\$42,129
average teacher salary
State Average: \$50,958



92.2%
Graduation Rate
State Rate: 89.1%



19.8
Average ACT Score
State Average: 20.2



53.6%
College Going Rate
State Rate: 63.4%



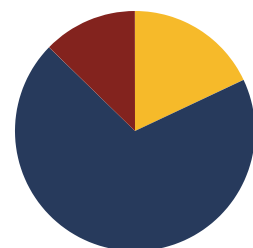
2
Private Schools
State Count: 599

Grundy County Schools

2018 District Designation:


ADVANCING

Funding Sources

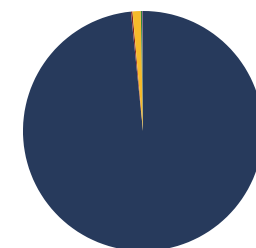


- Federal
- State
- Local

Student Population



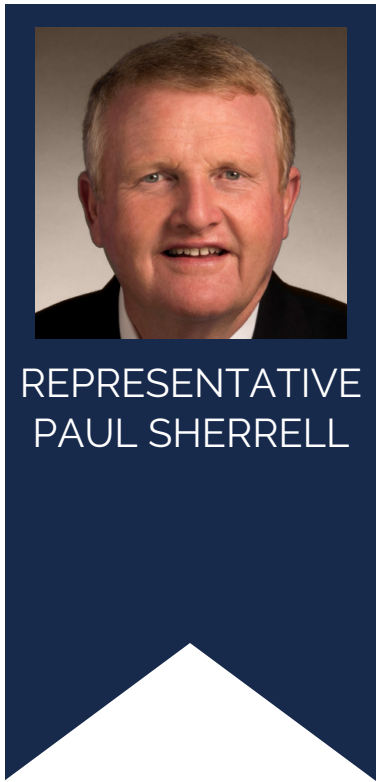
Racial Demographics



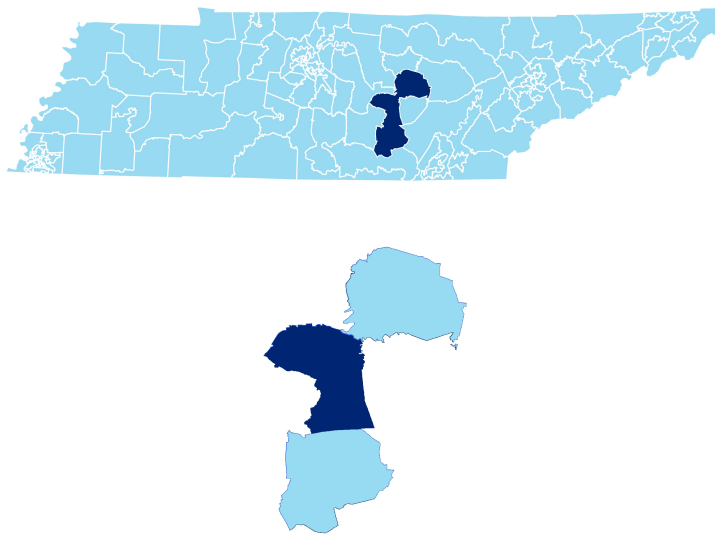
- White
- Black
- Hispanic
- Asian
- Native American



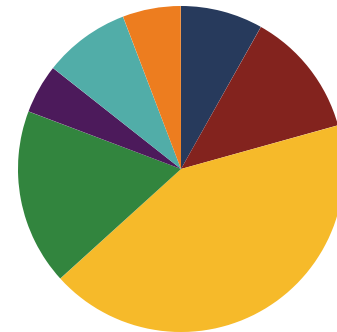
TENNESSEE
COMPTROLLER
OF THE TREASURY



District 43




Education Attainment



- Less than 9th grade
- 9-12th grade, No Diploma
- High School Graduate, including equivalency
- Some College, No Degree
- Associate's Degree
- Bachelor's Degree
- Graduate/Professional Degree

Warren County Schools (6 of 10 Schools)

- Bobby Ray Memorial
- Dibrell Elementary
- Eastside Elementary
- Irving College Elementary
- Warren County Middle School
- West Elementary



10
Schools



6,304
Average Daily
Membership



\$45,674
average teacher salary
State Average: \$50,958



95.9%
Graduation Rate
State Rate: 89.1%



18.8
Average ACT Score
State Average: 20.2



61.1%
College Going Rate
State Rate: 63.4%



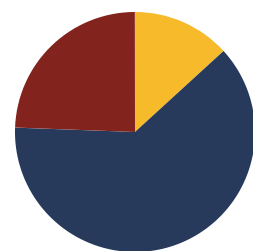
2
Private Schools
State Count: 599

Warren County Schools

2018 District Designation:

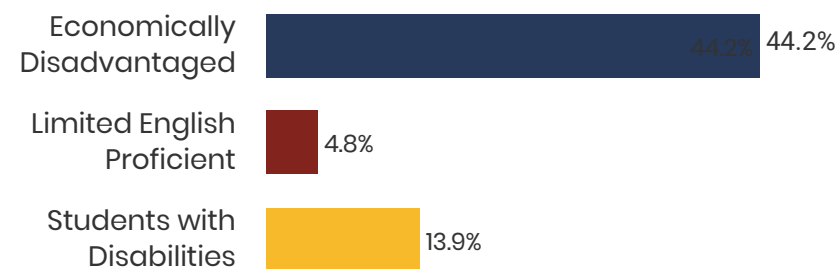
ADVANCING

Funding Sources

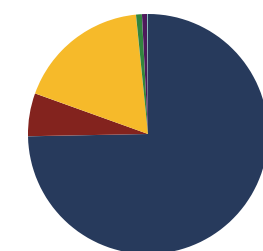


- Federal
- State
- Local

Student Population



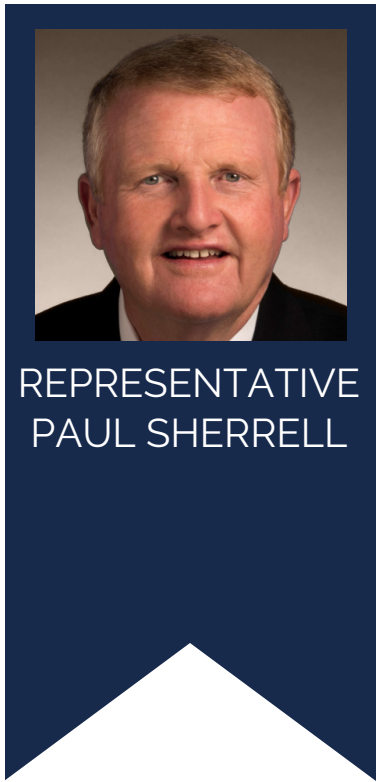
Racial Demographics



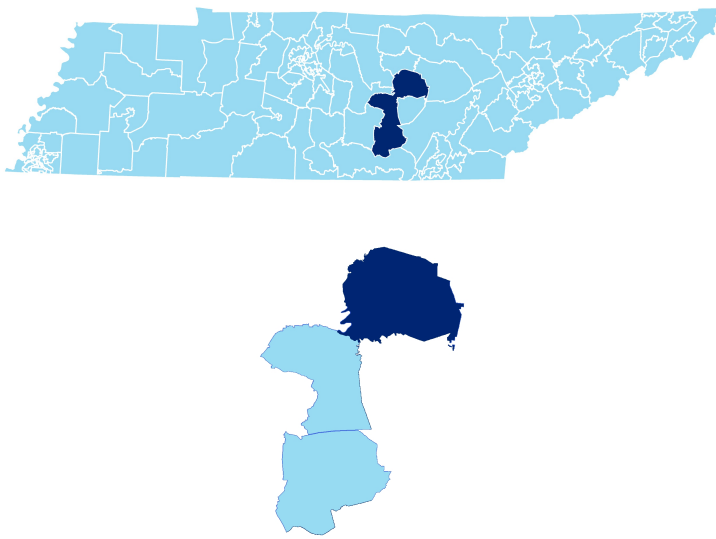
- White
- Black
- Hispanic
- Asian
- Native American
- Hawaiian/Pacific Islander



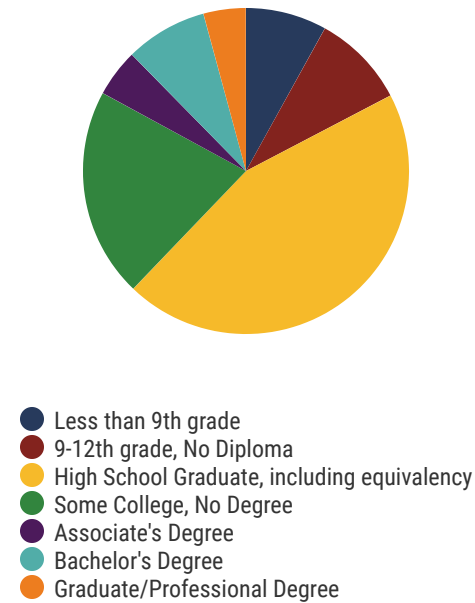
TENNESSEE
COMPTROLLER
OF THE TREASURY



District 43




Education Attainment



White County Schools (9 of 9 Schools)

- Bon De Croft Elementary
- Cassville Elementary
- Central View Elementary
- Doyle Elementary
- Findlay Elementary
- Northfield Elementary School
- White Co Middle School
- White County High School
- Woodland Park Elementary



9
Schools



3,837
Average Daily
Membership



\$49,716
average teacher salary
State Average: \$50,958



92.1%
Graduation Rate
State Rate: 89.1%



19.7
Average ACT Score
State Average: 20.2



55%
College Going Rate
State Rate: 63.4%



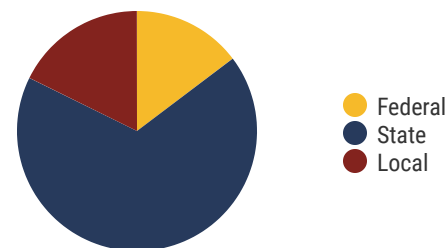
1
Private Schools
State Count: 599

White County Schools

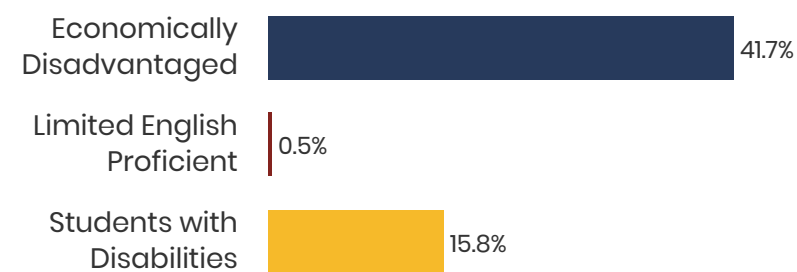
2018 District Designation:

ADVANCING

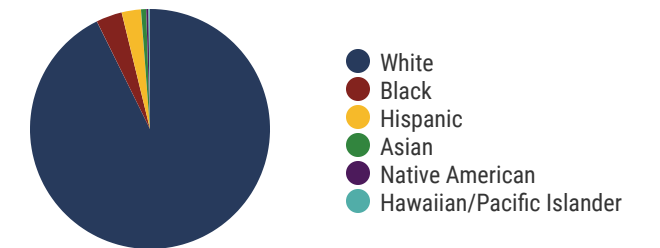
Funding Sources



Student Population



Racial Demographics





TENNESSEE
COMPTROLLER
OF THE TREASURY