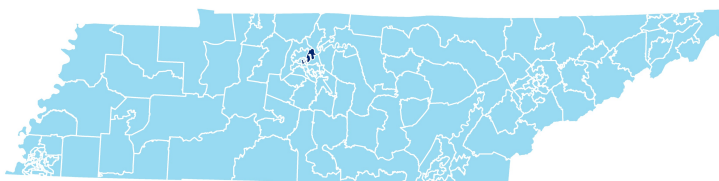
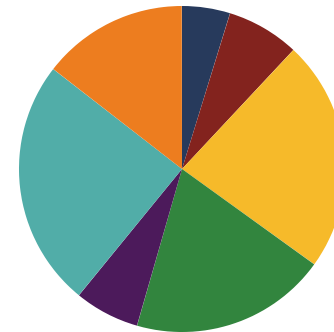




District 51




Education Attainment



- Less than 9th grade
- 9-12th grade, No Diploma
- High School Graduate, including equivalency
- Some College, No Degree
- Associate's Degree
- Bachelor's Degree
- Graduate/Professional Degree

Davidson County Schools (21 of 159 Schools)

See reverse for list of Davidson County Schools in District 51



159
Schools



81,792
Average Daily
Membership



\$55,606
average teacher salary
State Average: \$50,958



80.2%
Graduation Rate
State Rate: 89.1%



18.9
Average ACT Score
State Average: 20.2



60.9%
College Going Rate
State Rate: 63.4%



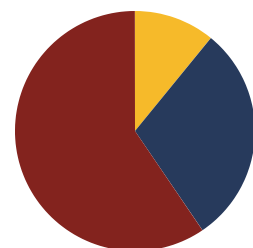
6
Private Schools
State Count: 599

Davidson County Schools

2018 District Designation:

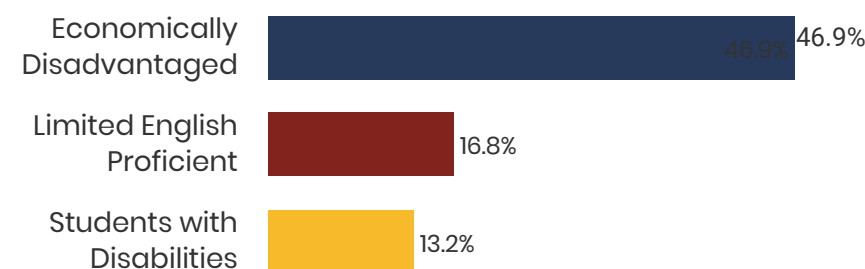
**IN NEED OF
IMPROVEMENT**

Funding Sources

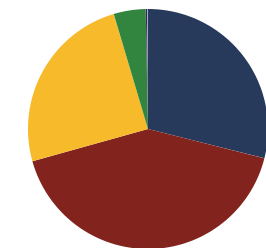


- Federal
- State
- Local

Student Population



Racial Demographics



- White
- Black
- Hispanic
- Asian
- Native American
- Hawaiian/Pacific Islander



REPRESENTATIVE
BILL BECK

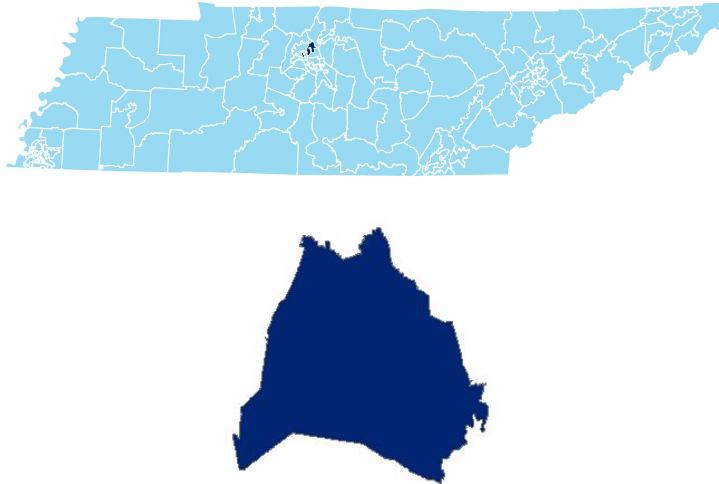
- Amqui Elementary
- Cora Howe School
- Dan Mills Elementary
- Dupont Elementary
- DuPont Hadley Middle
- East End Preparatory School
- East Nashville Magnet High School
- East Nashville Middle
- Explore Community School
- Hume - Fogg High

Davidson County Schools (21 of 159 schools)

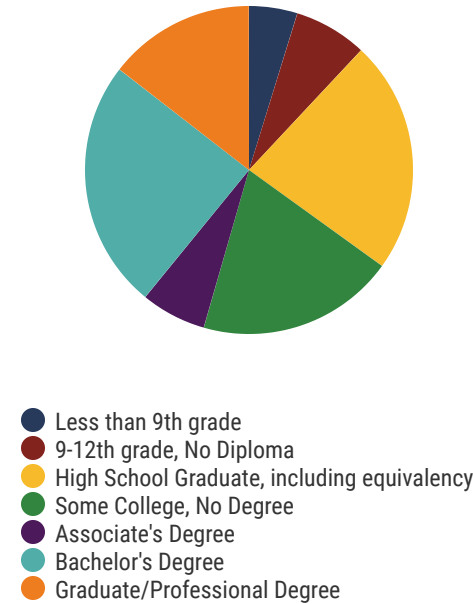
- Inglewood Elementary
- Isaac Litton Middle
- KIPP Academy Nashville Elementary School
- Liberty Collegiate Academy
- Madison Middle
- Nashville Classical
- Neely's Bend Elementary
- Rosebank Elementary
- Smithson Craighead Academy
- Stratford STEM Magnet School
- The Academy at Opry Mills



District 51




Education Attainment



Achievement School District Schools (1 of 32 schools)

- Neely's Bend: A LEAD Public School

Achievement School District Schools



32
Schools



10,979
Average Daily
Membership



N/A
average teacher salary
State Average: \$50,958



53.2%
Graduation Rate
State Rate: 89.1%



15.5
Average ACT Score
State Average: 20.2



60.9%
College Going Rate
State Rate: 63.4%

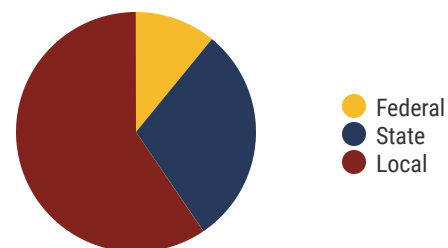


12
Private Schools
State Count: 599

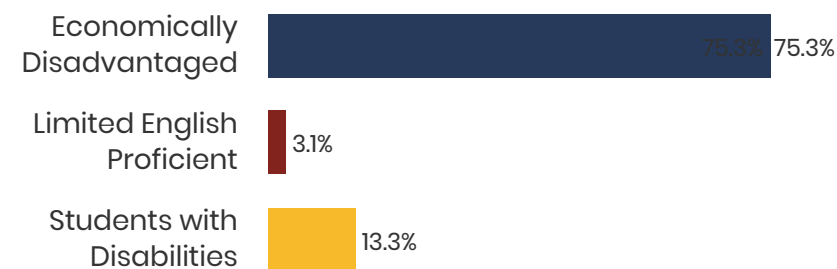
2018 District Designation:

**IN NEED OF
IMPROVEMENT**

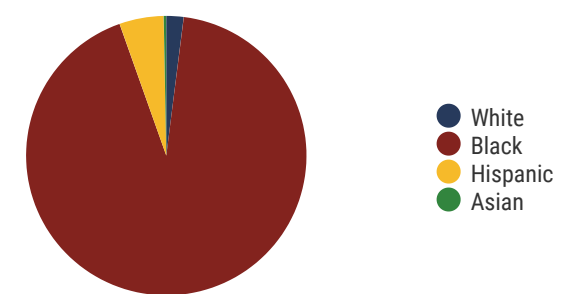
Funding Sources



Student Population



Racial Demographics





TENNESSEE
COMPTROLLER
OF THE TREASURY