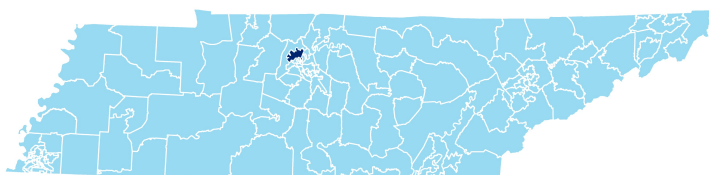


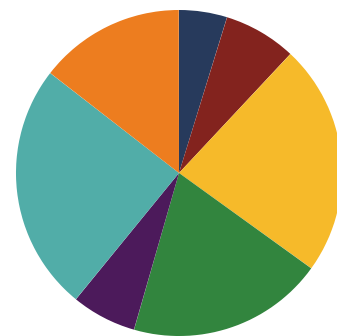


REPRESENTATIVE
VINCENT DIXIE

District 54




Education Attainment



- Less than 9th grade
- 9-12th grade, No Diploma
- High School Graduate, including equivalency
- Some College, No Degree
- Associate's Degree
- Bachelor's Degree
- Graduate/Professional Degree

Davidson County Schools (15 of 159 Schools)

- Alex Green Elementary
- Bellshire Elementary
- Chadwell Elementary
- Creswell Middle School of the Arts
- Cumberland Elementary
- Gra-Mar Middle
- Jere Baxter Middle
- KIPP Nashville College Prep
- KIPP Nashville College Prep Elementary
- Maplewood High
- Nashville Academy of Computer Science
- Old Center Elementary
- RePublic High School
- Robert E. Lilliard Elementary
- Stratton Elementary



159
Schools



81,792
Average Daily
Membership



\$55,606
average teacher salary
State Average: \$50,958



80.2%
Graduation Rate
State Rate: 89.1%



18.9
Average ACT Score
State Average: 20.2



60.9%
College Going Rate
State Rate: 63.4%



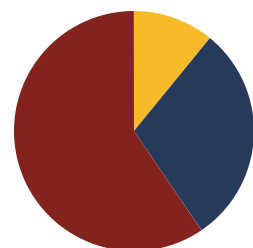
6
Private Schools
State Count: 599

Davidson County Schools

2018 District Designation:

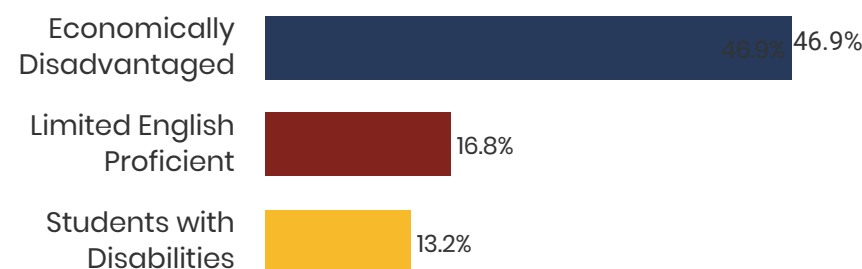
**IN NEED OF
IMPROVEMENT**

Funding Sources

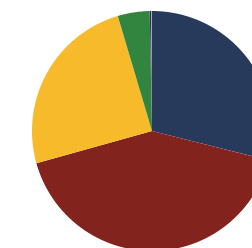


- Federal
- State
- Local

Student Population



Racial Demographics

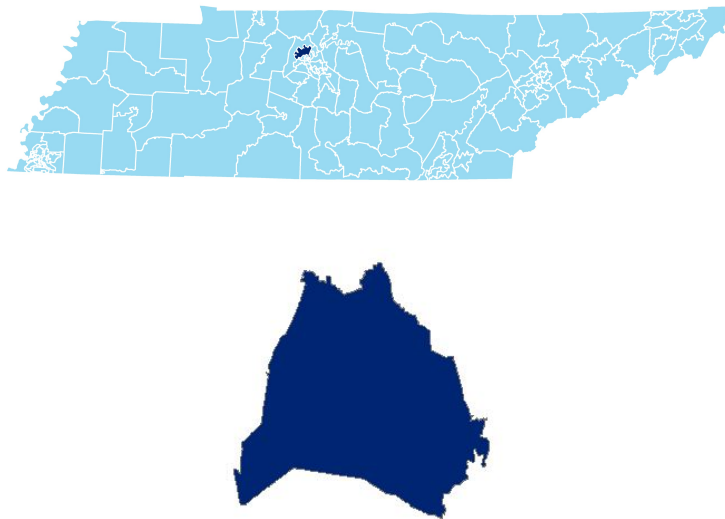


- White
- Black
- Hispanic
- Asian
- Native American
- Hawaiian/Pacific Islander

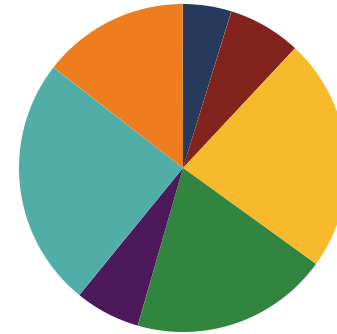




District 54



Education Attainment




- Less than 9th grade
- 9-12th grade, No Diploma
- High School Graduate, including equivalency
- Some College, No Degree
- Associate's Degree
- Bachelor's Degree
- Graduate/Professional Degree

Achievement School District Schools (1 of 32 schools)

- Brick Church: A LEAD Public School

Achievement School District Schools



32
Schools



10,979
Average Daily
Membership



N/A
average teacher salary
State Average: \$50,958



53.2%
Graduation Rate
State Rate: 89.1%



15.5
Average ACT Score
State Average: 20.2



60.9%
College Going Rate
State Rate: 63.4%

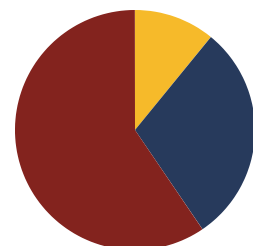


12
Private Schools
State Count: 599

2018 District Designation:

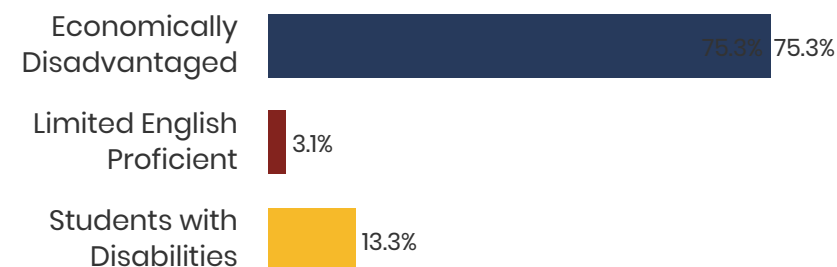
**IN NEED OF
IMPROVEMENT**

Funding Sources

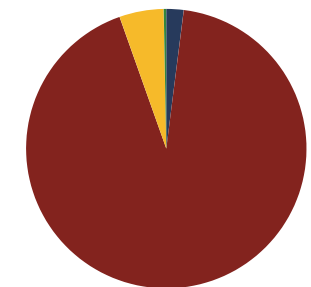


- Federal
- State
- Local

Student Population



Racial Demographics



- White
- Black
- Hispanic
- Asian

