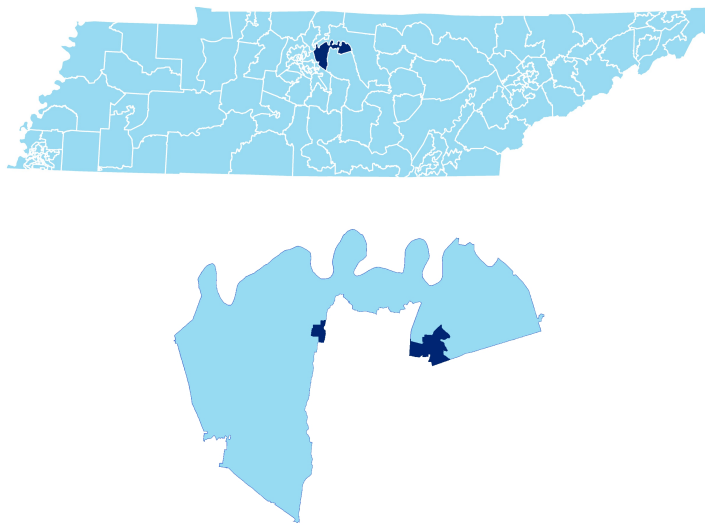
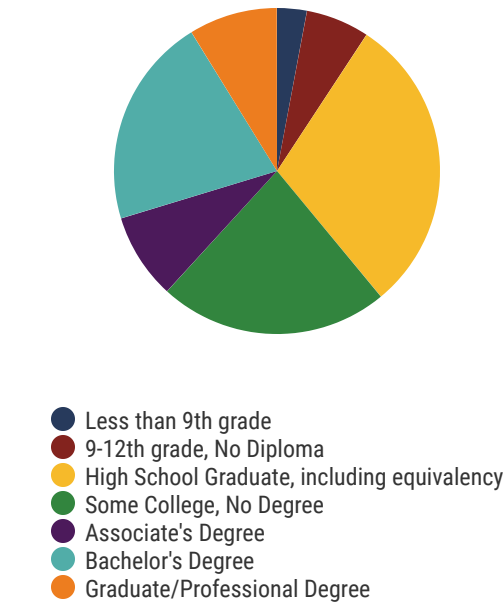




District 57




Education Attainment



Lebanon City Schools (1 of 6 Schools)

- Sam Houston Elementary



6
Schools



3,610
Average Daily
Membership



\$54,433
average teacher salary
State Average: \$50,958



N/A
Graduation Rate
State Rate: 89.1%



N/A
Average ACT Score
State Average: 20.2



69.1%
College Going Rate
State Rate: 63.4%



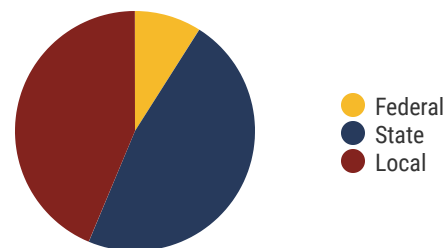
0
Private Schools
State Count: 599

Lebanon City Schools

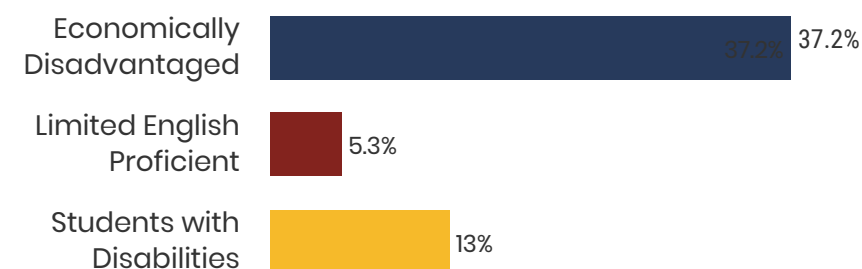
2018 District Designation:

EXEMPLARY

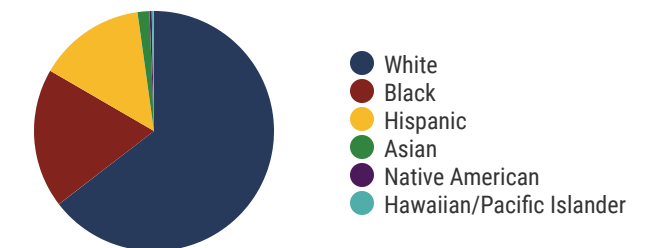
Funding Sources



Student Population



Racial Demographics

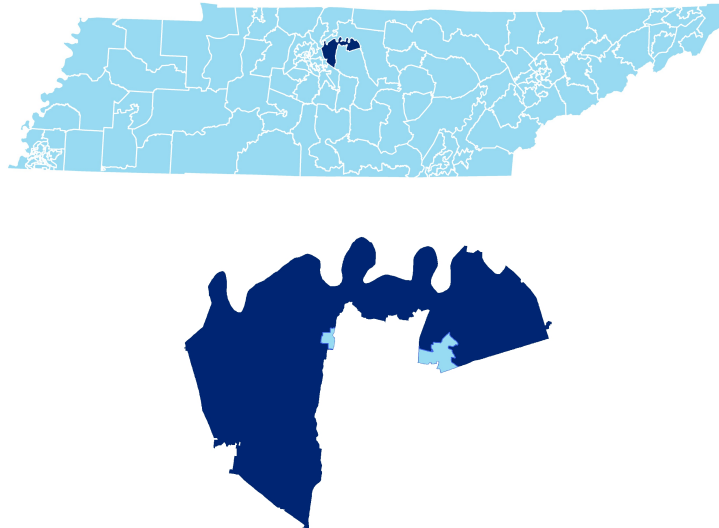




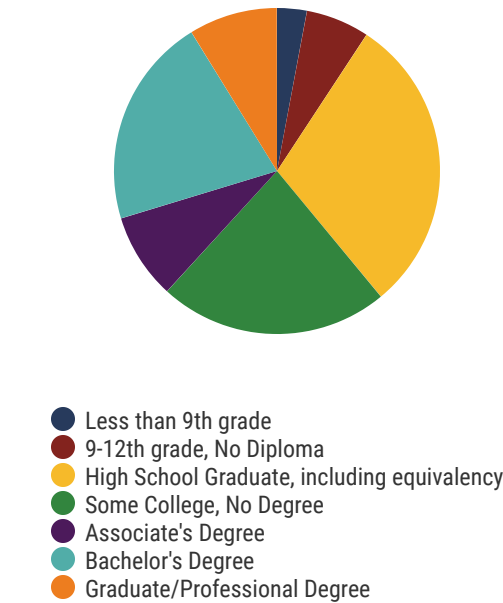
TENNESSEE
COMPTROLLER
OF THE TREASURY



District 57




Education Attainment



Wilson County Schools (12 of 21 Schools)

- Elzie D Patton Elementary School
- Gladeville Elementary
- Lakeview Elementary School
- Mt. Juliet Elementary
- Mt. Juliet High School
- Mt. Juliet Middle School
- Rutland Elementary
- Springdale Elementary School
- Stoner Creek Elementary
- W A Wright Elementary
- West Elementary
- West Wilson Middle School



21
Schools



18,066
Average Daily
Membership



\$47,816
average teacher salary
State Average: \$50,958



95.6%
Graduation Rate
State Rate: 89.1%



21.2
Average ACT Score
State Average: 20.2



69.1%
College Going Rate
State Rate: 63.4%



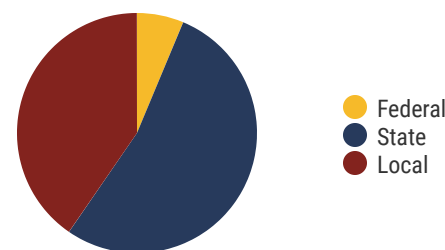
4
Private Schools
State Count: 599

Wilson County Schools

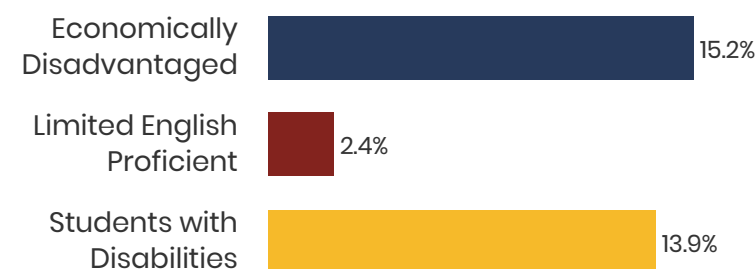
2018 District Designation:

ADVANCING

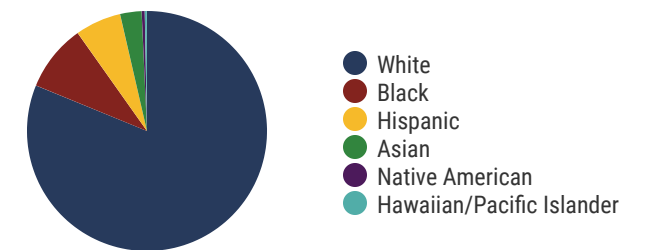
Funding Sources



Student Population



Racial Demographics





TENNESSEE
COMPTROLLER
OF THE TREASURY