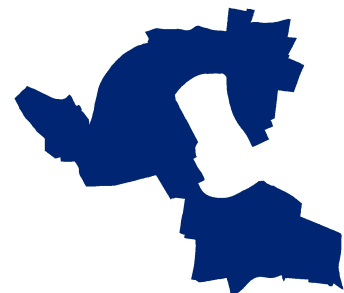
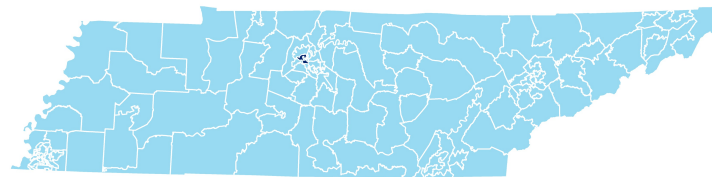
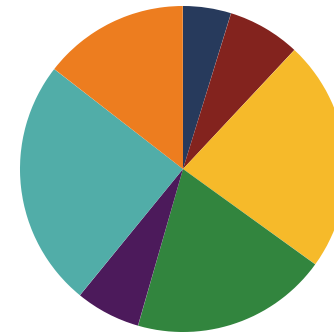




District 58




Education Attainment



- Less than 9th grade
- 9-12th grade, No Diploma
- High School Graduate, including equivalency
- Some College, No Degree
- Associate's Degree
- Bachelor's Degree
- Graduate/Professional Degree

Davidson County Schools (33 of 159 Schools)

See reverse for list of Davidson County Schools in District 58



159
Schools



81,792
Average Daily
Membership



\$55,606
average teacher salary
State Average: \$50,958



80.2%
Graduation Rate
State Rate: 89.1%



18.9
Average ACT Score
State Average: 20.2



60.9%
College Going Rate
State Rate: 63.4%



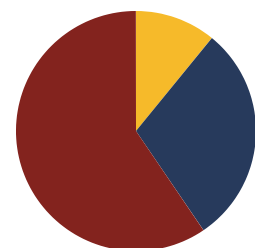
9
Private Schools
State Count: 599

Davidson County Schools

2018 District Designation:

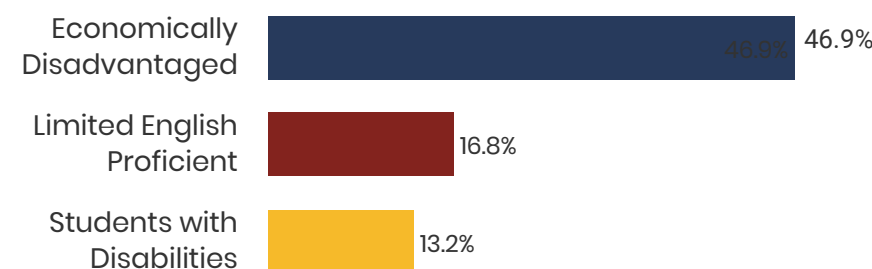
**IN NEED OF
IMPROVEMENT**

Funding Sources

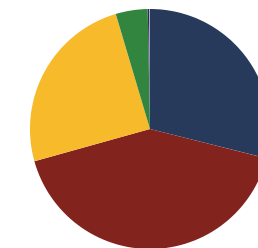


- Federal
- State
- Local

Student Population



Racial Demographics



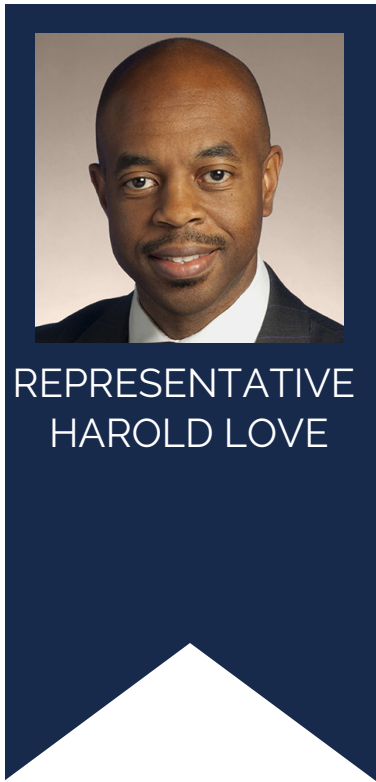
- White
- Black
- Hispanic
- Asian
- Native American
- Hawaiian/Pacific Islander



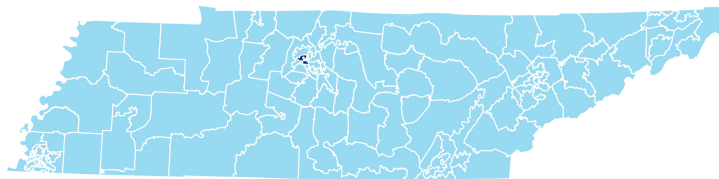
REPRESENTATIVE
HAROLD LOVE, JR.

Davidson County Schools (33 of 159 schools)

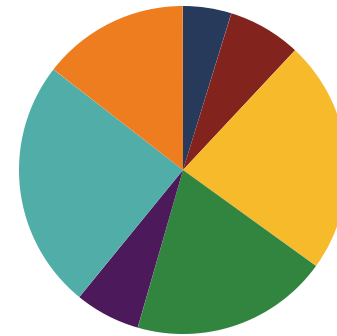
- Buena Vista Elementary
- Caldwell Elementary
- Cameron College Preparatory
- Carter-Lawrence Elementary
- Fall-Hamilton Elementary
- Glenn Elementary
- Hattie Cotton Elementary
- Haynes Middle
- Head Middle
- Hull-Jackson Elementary
- John Early Middle
- Johnson Alternative Learning Center
- Jones Elementary
- KIPP Academy Nashville
- KIPP Nashville Collegiate High School
- Lead Academy
- Martin Luther King Jr School
- Meigs Middle
- Moses McKissack Middle
- Murrell School
- Napier Elementary
- Nashville School Of The Arts
- Pearl-Cohn High
- Purpose Prep
- Robert Churchwell Elementary
- Rocketship Nashville Northeast Elementary
- Rose Park Middle
- Shwab Elementary
- STEM Prep Academy
- STEM Prep High School
- Tom Joy Elementary
- Warner Elementary
- Waverly-Belmont Elementary School



District 58



Education Attainment




- Less than 9th grade
- 9-12th grade, No Diploma
- High School Graduate, including equivalency
- Some College, No Degree
- Associate's Degree
- Bachelor's Degree
- Graduate/Professional Degree

Achievement School District Schools

(1 of 32 schools)

- Rocketship Partners Community Prep

Achievement School District Schools



32
Schools



10,979
Average Daily
Membership



N/A
average teacher salary
State Average: \$50,958



53.2%
Graduation Rate
State Rate: 89.1%



15.5
Average ACT Score
State Average: 20.2



60.9%
College Going Rate
State Rate: 63.4%

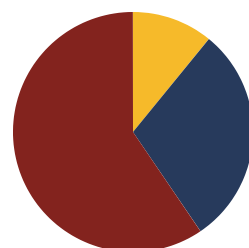


12
Private Schools
State Count: 599

2018 District Designation:

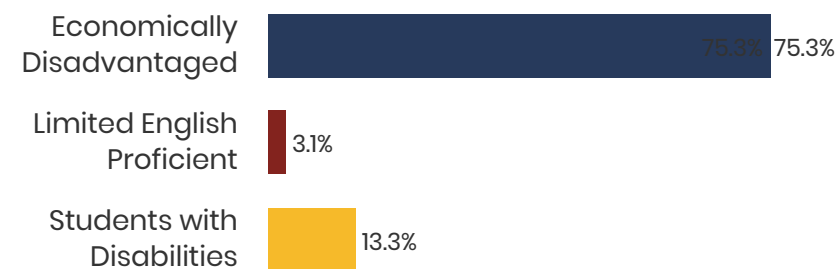
**IN NEED OF
IMPROVEMENT**

Funding Sources

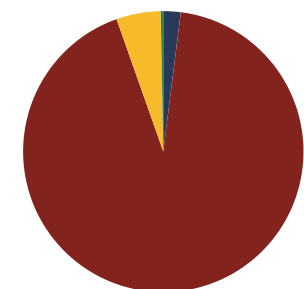


- Federal
- State
- Local

Student Population



Racial Demographics



- White
- Black
- Hispanic
- Asian



TENNESSEE
COMPTROLLER
OF THE TREASURY