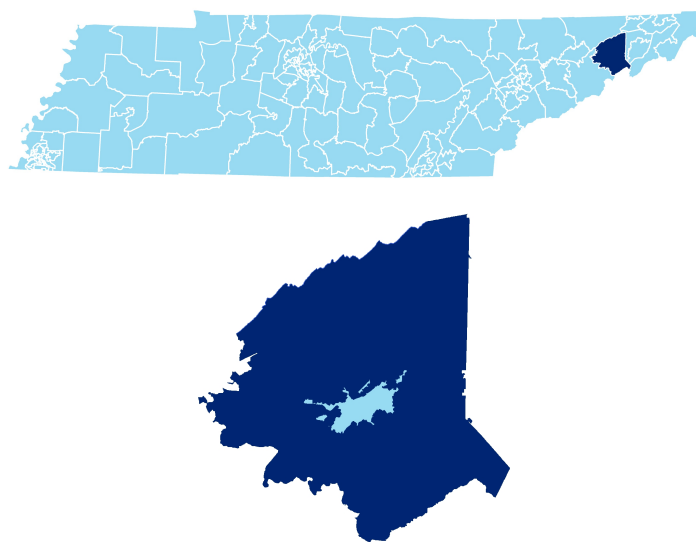
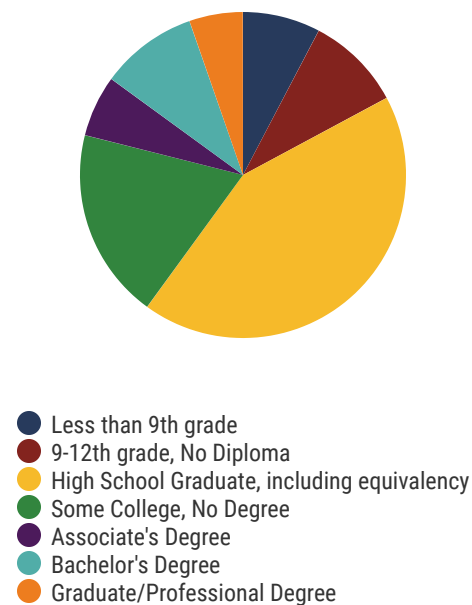




## District 5




## Education Attainment



## Greene County Schools (13 of 16 Schools)

- Baileyton Elementary
- Camp Creek Elementary
- Chuckey Doak High School
- Chuckey Doak Middle School
- Chuckey Elementary
- Debusk Elementary
- Doak Elementary
- Glenwood Elementary
- Mosheim Elementary
- North Greene High School
- Ottway Elementary
- West Greene High School
- West Pines Elementary



16  
Schools



6,404  
Average Daily  
Membership



\$47,964  
average teacher salary  
State Average: \$50,958

## Greene County Schools



93.3%  
Graduation Rate  
State Rate: 89.1%



18.7  
Average ACT Score  
State Average: 20.2



58.1%  
College Going Rate  
State Rate: 63.4%

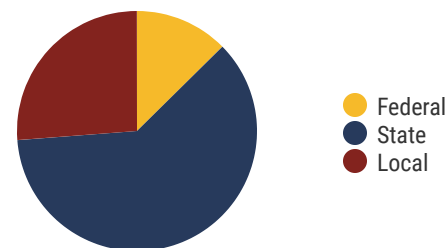


5  
Private Schools  
State Count: 599

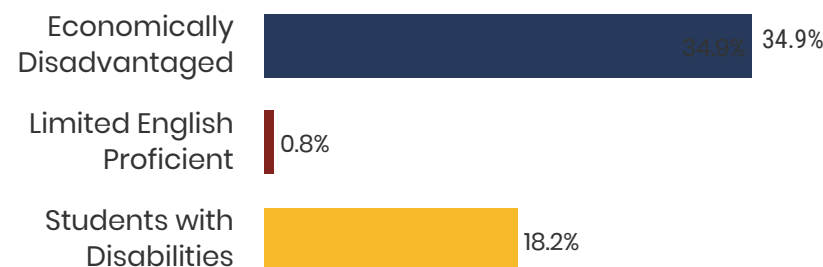
2018 District Designation:

**ADVANCING**

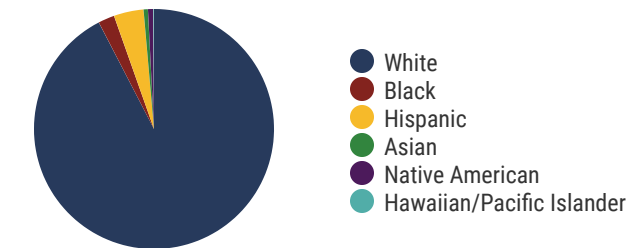
## Funding Sources



## Student Population



## Racial Demographics

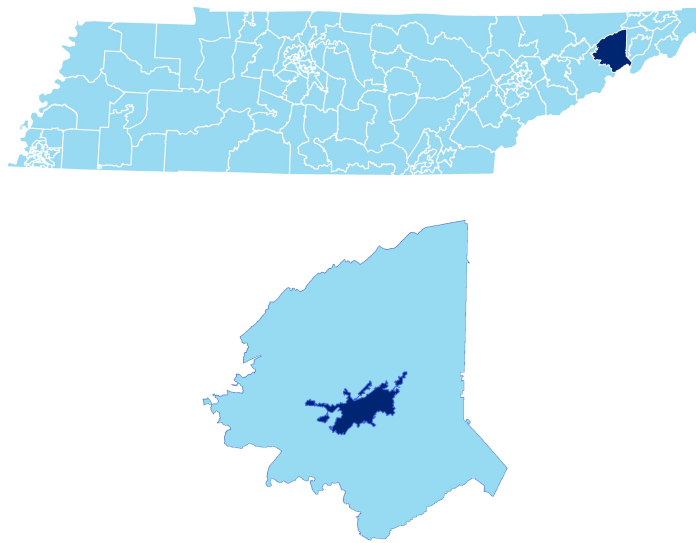




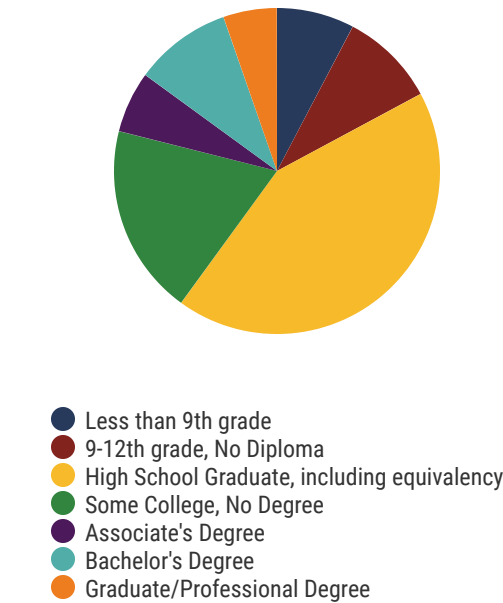
TENNESSEE  
COMPTROLLER  
OF THE TREASURY



## District 5




## Education Attainment



## Greeneville City Schools (6 of 6 Schools)

- C Hal Henard Elementary
- Eastview Elementary
- Greeneville High School
- Greeneville Middle School
- Highland Elementary
- Tusculum View Elementary



6  
Schools



2,744  
Average Daily  
Membership



\$53,021  
average teacher salary  
State Average: \$50,958

## Greeneville City Schools



97.6%  
Graduation Rate  
State Rate: 89.1%



21.9  
Average ACT Score  
State Average: 20.2



58.1%  
College Going Rate  
State Rate: 63.4%

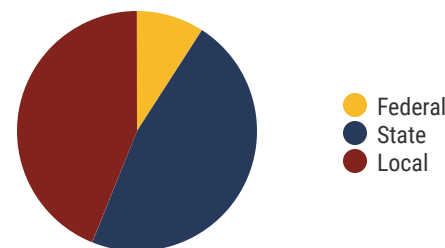


0  
Private Schools  
State Count: 599

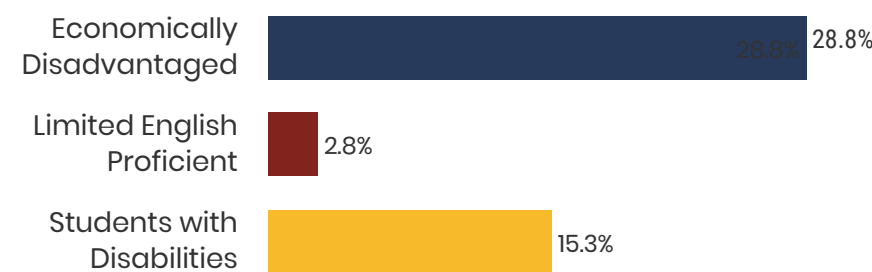
2018 District Designation:

**EXEMPLARY**

## Funding Sources



## Student Population



## Racial Demographics

