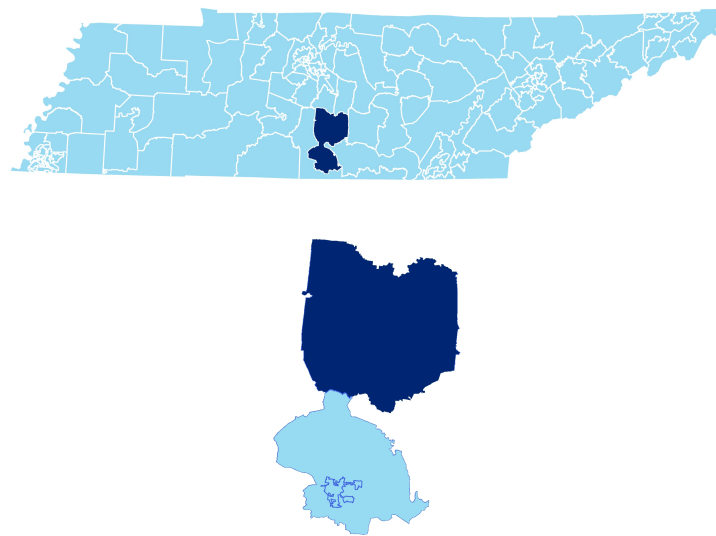
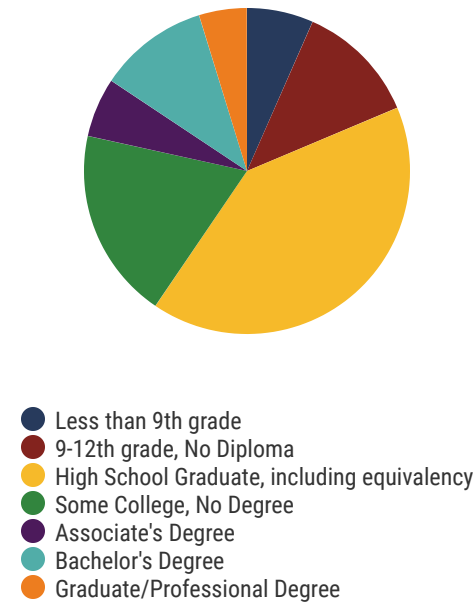




District 62




Education Attainment



Bedford County Schools (14 of 14 Schools)

- Cascade Elementary
- Cascade High School
- Cascade Middle School
- Community Elementary School
- Community High School
- Community Middle School
- Eakin Elementary
- East Side Elementary
- Harris Middle School
- Learning Way Elementary
- Liberty Elementary
- Shelbyville Central High School
- South Side Elementary
- Thomas Magnet



14
Schools



8,551
Average Daily
Membership



\$47,519
average teacher salary
State Average: \$50,958



91.3%
Graduation Rate
State Rate: 89.1%



19.5
Average ACT Score
State Average: 20.2



53.9%
College Going Rate
State Rate: 63.4%



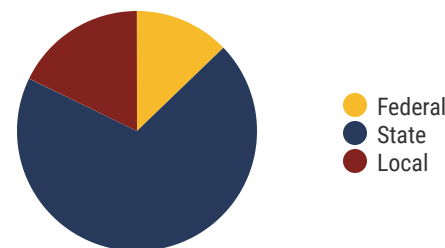
2
Private Schools
State Count: 599

Bedford County Schools

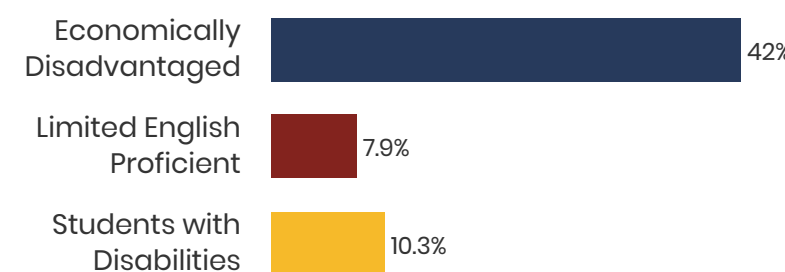
2018 District Designation:

**IN NEED OF
IMPROVEMENT**

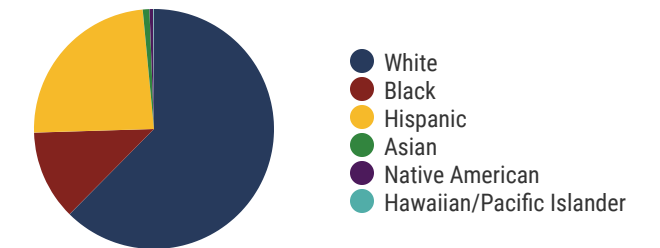
Funding Sources



Student Population



Racial Demographics



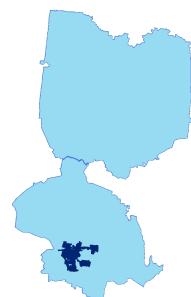
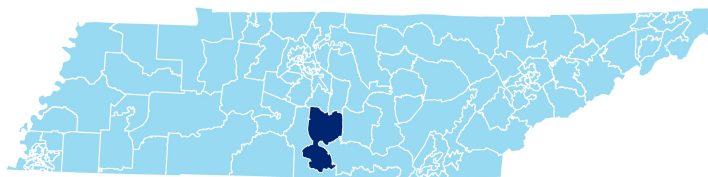


TENNESSEE
COMPTROLLER
OF THE TREASURY

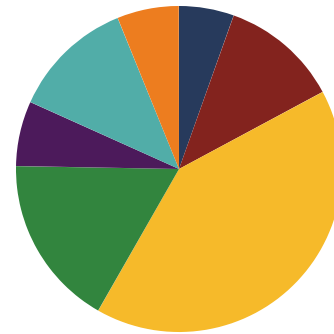


REPRESENTATIVE
PAT MARSH

District 62




Education Attainment



- Less than 9th grade
- 9-12th grade, No Diploma
- High School Graduate, including equivalency
- Some College, No Degree
- Associate's Degree
- Bachelor's Degree
- Graduate/Professional Degree

Fayetteville City Schools (3 of 3 Schools)

- Fayetteville High School
- Fayetteville Middle School
- Ralph Askins School



3
Schools



1,366
Average Daily
Membership



\$49,454
average teacher salary
State Average: \$50,958

Fayetteville City Schools



98.8%
Graduation Rate
State Rate: 89.1%



20.4
Average ACT Score
State Average: 20.2



55.9%
College Going Rate
State Rate: 63.4%

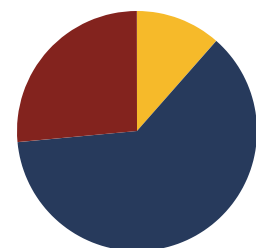


0
Private Schools
State Count: 599

2018 District Designation:

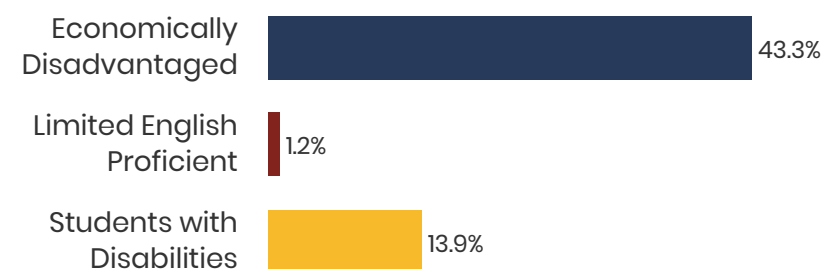
SATISFACTORY

Funding Sources

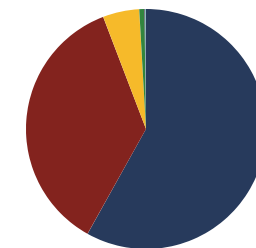


- Federal
- State
- Local

Student Population



Racial Demographics



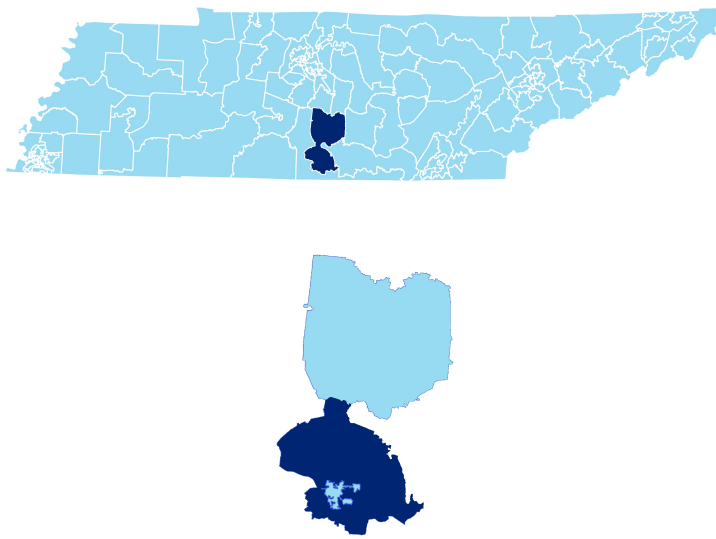
- White
- Black
- Hispanic
- Asian
- Native American
- Hawaiian/Pacific Islander



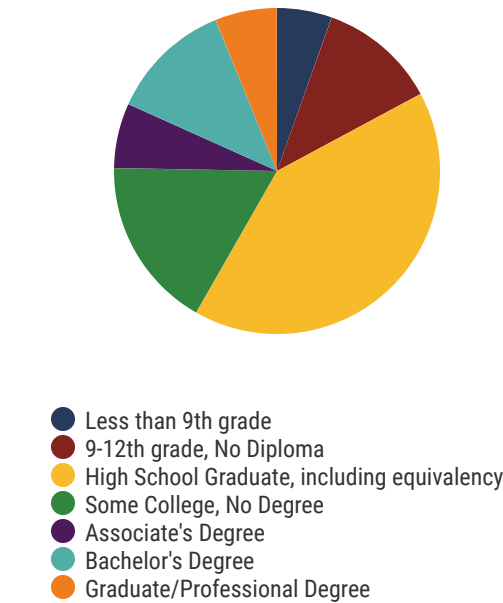
TENNESSEE
COMPTROLLER
OF THE TREASURY



District 62




Education Attainment



Lincoln County Schools (4 of 7 Schools)

- Lincoln County High School
- Lincoln County Ninth Grade Academy
- South Lincoln School
- Unity School



7
Schools



3,687
Average Daily
Membership



\$49,151
average teacher salary
State Average: \$50,958

Lincoln County Schools



94.9%
Graduation Rate
State Rate: 89.1%



20.5
Average ACT Score
State Average: 20.2



55.9%
College Going Rate
State Rate: 63.4%

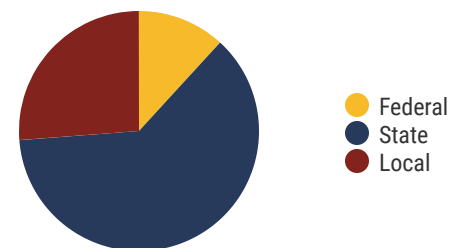


3
Private Schools
State Count: 599

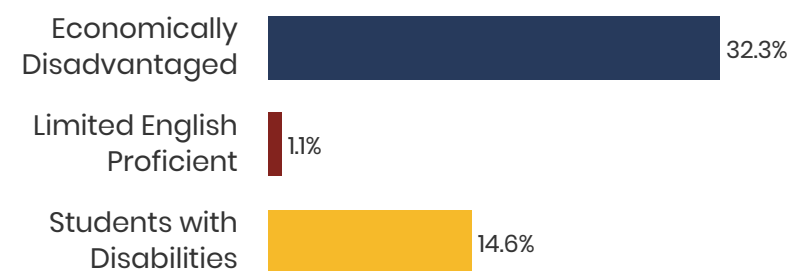
2018 District Designation:

ADVANCING

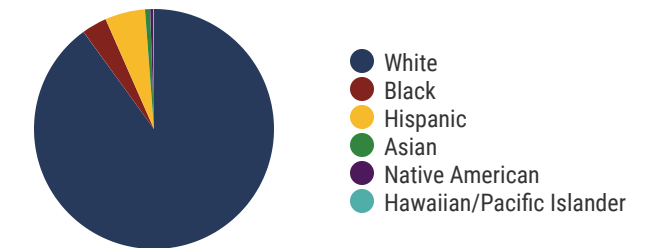
Funding Sources



Student Population



Racial Demographics





TENNESSEE
COMPTROLLER
OF THE TREASURY