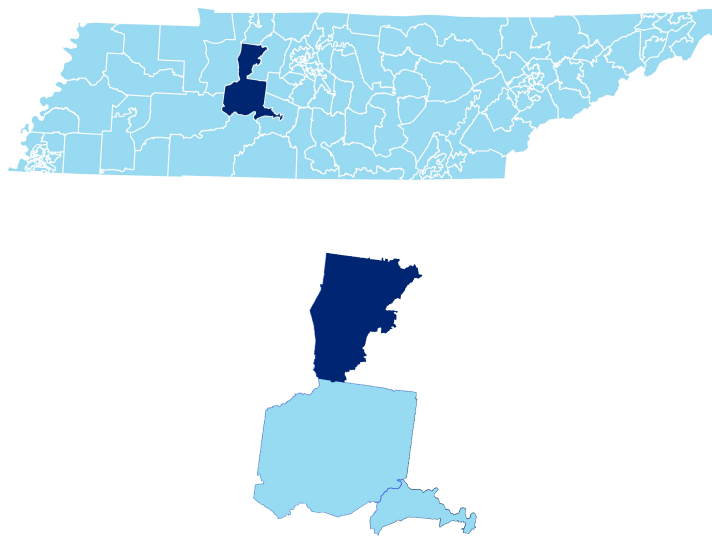
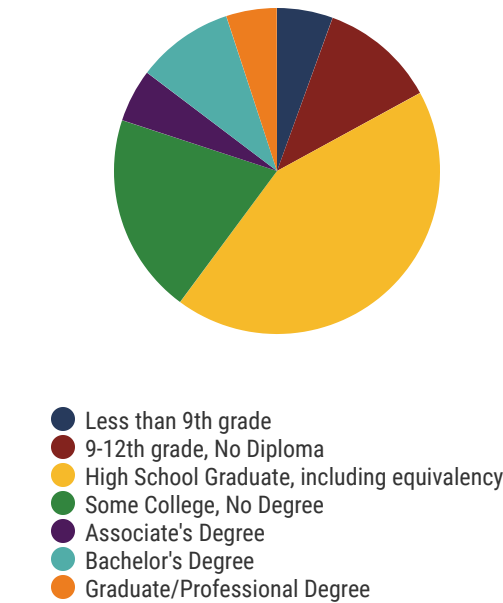




District 69




Education Attainment



Dickson County Schools (9 of 15 Schools)

- Centennial Elementary
- Charlotte Elementary
- Charlotte Middle School
- Creek Wood High School
- Dickson County High School
- Dickson Elementary
- Dickson Intermediate School
- New Directions Academy
- Vanleer Elementary



15
Schools



8,153
Average Daily
Membership



\$46,975
average teacher salary
State Average: \$50,958



94.1%
Graduation Rate
State Rate: 89.1%



19.7
Average ACT Score
State Average: 20.2



57.3%
College Going Rate
State Rate: 63.4%



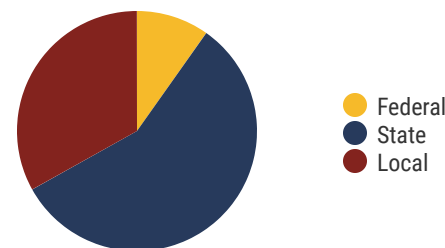
0
Private Schools
State Count: 599

Dickson County Schools

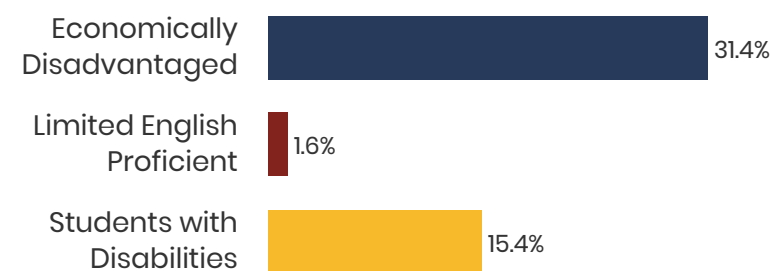
2018 District Designation:

ADVANCING

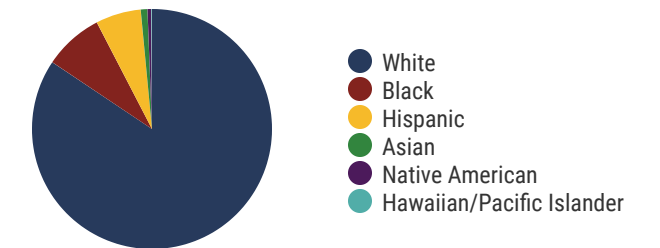
Funding Sources



Student Population



Racial Demographics

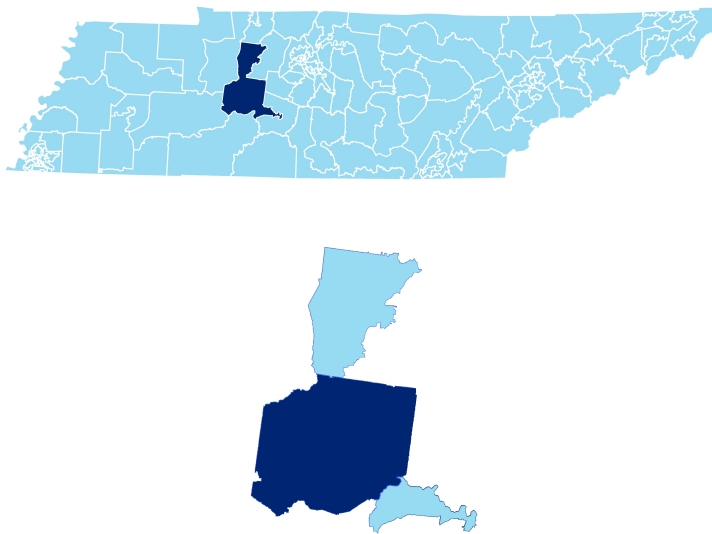




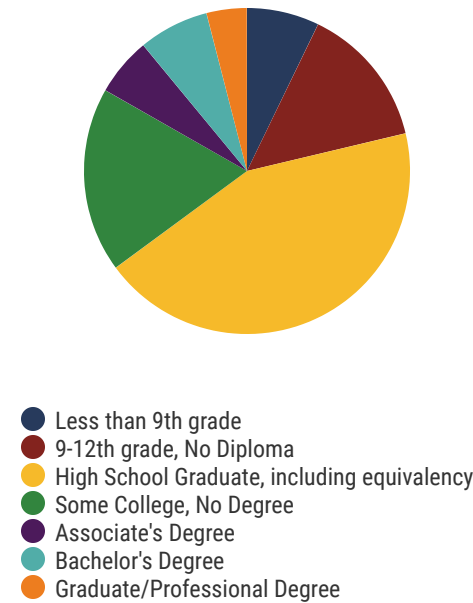
TENNESSEE
COMPTROLLER
OF THE TREASURY



District 69




Education Attainment



Hickman County Schools (8 of 8 Schools)

- Centerville Elementary
- Centerville Intermediate School
- East Hickman Elementary
- East Hickman High School
- East Hickman Intermediate School
- East Hickman Middle School
- Hickman County Middle School
- Hickman County Sr High School



8
Schools



3,295
Average Daily
Membership



\$44,860
average teacher salary
State Average: \$50,958



91.3%
Graduation Rate
State Rate: 89.1%



19.3
Average ACT Score
State Average: 20.2



60.2%
College Going Rate
State Rate: 63.4%



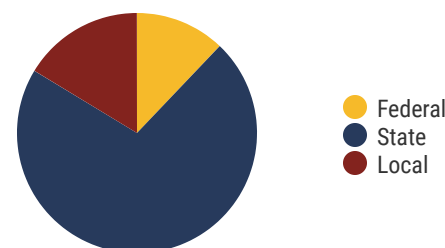
2
Private Schools
State Count: 599

Hickman County Schools

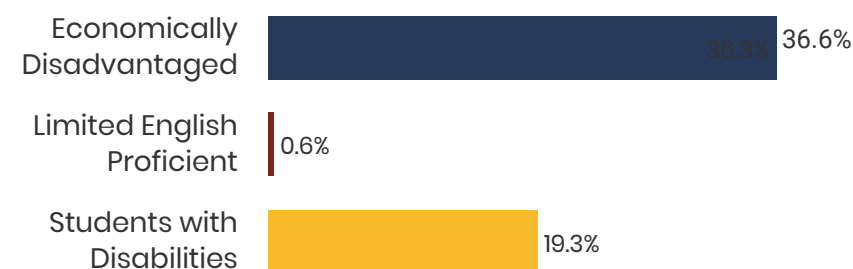
2018 District Designation:

ADVANCING

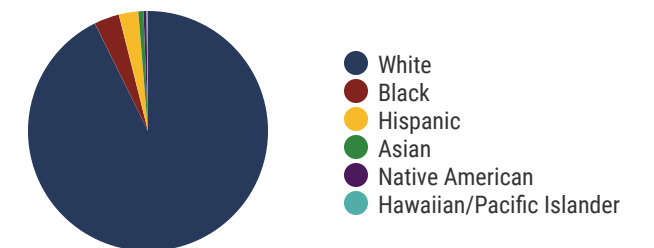
Funding Sources



Student Population



Racial Demographics

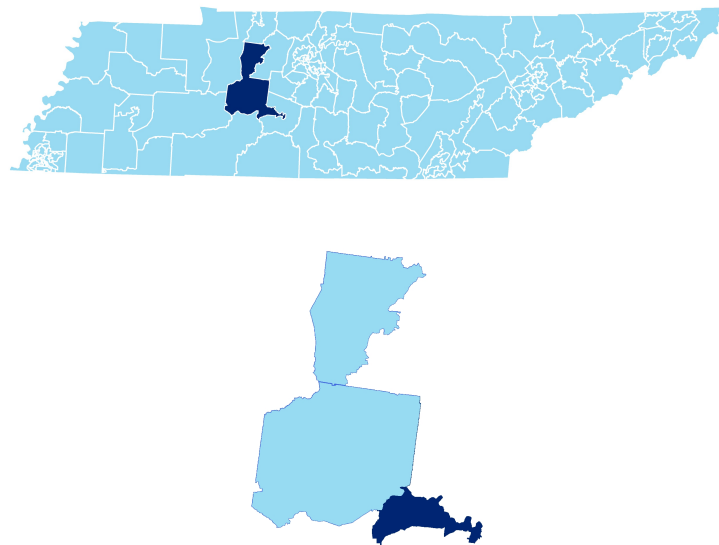




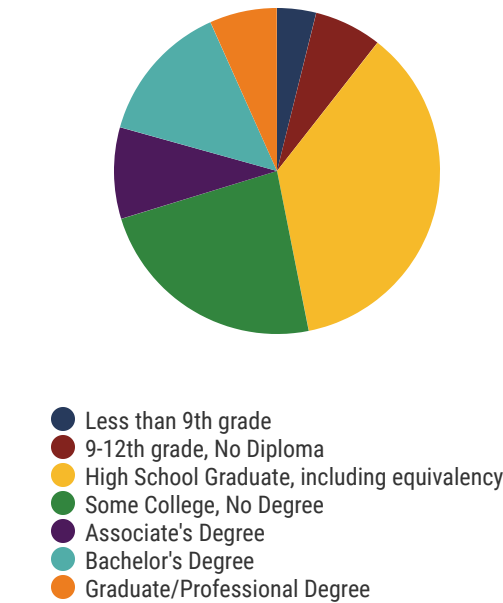
TENNESSEE
COMPTROLLER
OF THE TREASURY



District 69




Education Attainment



Maury County Schools (4 of 21 Schools)

- Columbia Central High School
- J. R. Baker Elementary
- McDowell Elementary
- Whitthorne Middle School



21
Schools



12,411
Average Daily
Membership



\$49,252
average teacher salary
State Average: \$50,958



88.2%
Graduation Rate
State Rate: 89.1%



19.4
Average ACT Score
State Average: 20.2



60.1%
College Going Rate
State Rate: 63.4%



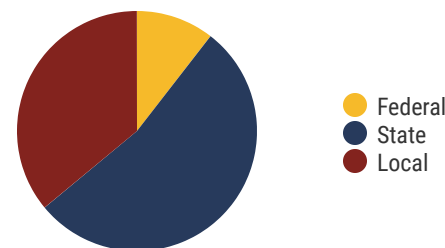
3
Private Schools
State Count: 599

Maury County Schools

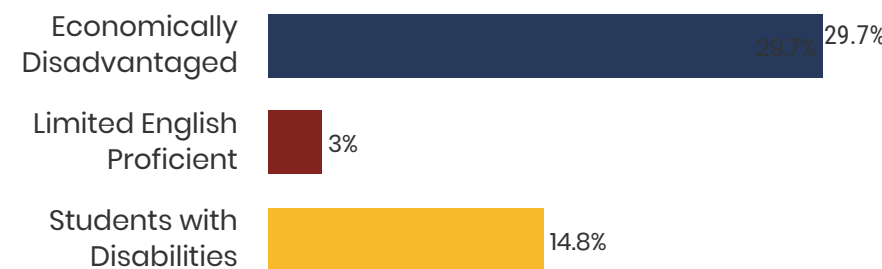
2018 District Designation:

**IN NEED OF
IMPROVEMENT**

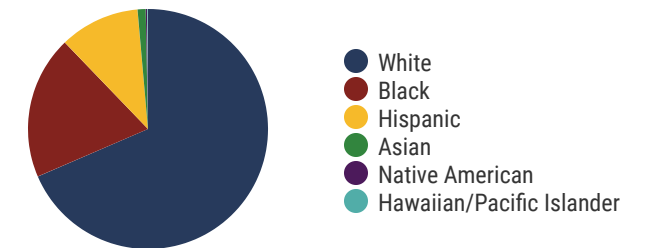
Funding Sources



Student Population



Racial Demographics





TENNESSEE
COMPTROLLER
OF THE TREASURY