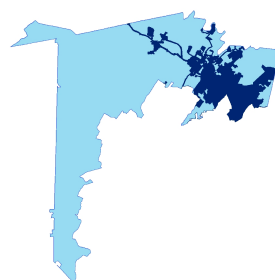
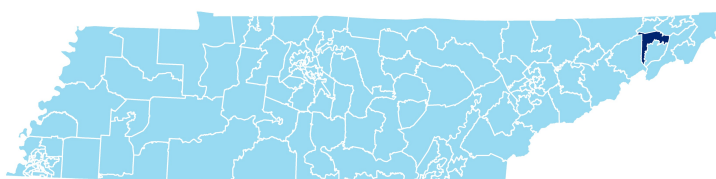


# District 6 - Johnson City Schools Snapshot

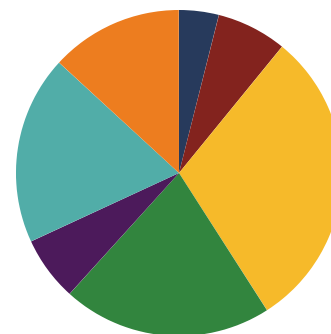


REPRESENTATIVE  
 MICAH VAN HUSS

## District 6




## Education Attainment



- Less than 9th grade
- 9-12th grade, No Diploma
- High School Graduate, including equivalency
- Some College, No Degree
- Associate's Degree
- Bachelor's Degree
- Graduate/Professional Degree

## Johnson City Schools (5 of 11 Schools)

- Fairmont Elementary
- Indian Trail Intermediate School
- Lake Ridge Elementary
- North Side Elementary
- Towne Acres Elementary



**11**  
 Schools



**7,779**  
 Average Daily  
 Membership



**\$58,370**  
 average teacher salary  
 State Average: \$50,958



**93.1%**  
 Graduation Rate  
 State Rate: 89.1%



**22.3**  
 Average ACT Score  
 State Average: 20.2



**68**  
 College Going Rate  
 State Rate: 63.4%



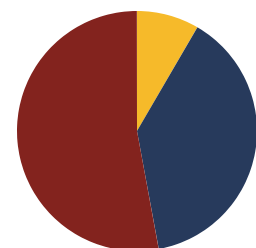
**0**  
 Private Schools  
 State Count: 599

## Johnson City Schools

2018 District Designation:

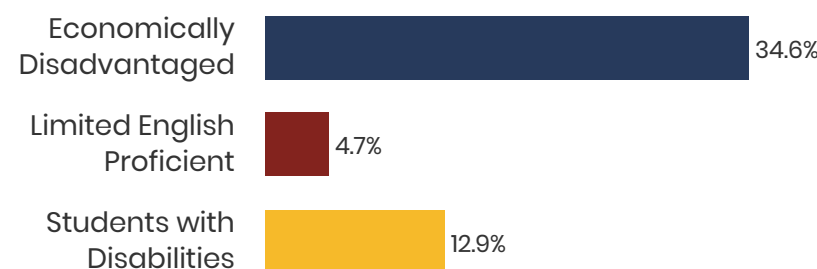
**ADVANCING**

## Funding Sources

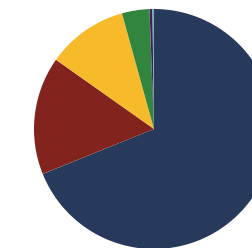


- Federal
- State
- Local

## Student Population



## Racial Demographics



- White
- Black
- Hispanic
- Asian
- Native American
- Hawaiian/Pacific Islander

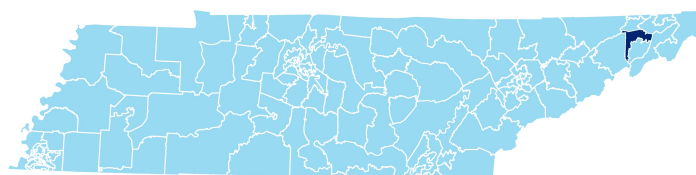


TENNESSEE  
COMPTROLLER  
OF THE TREASURY

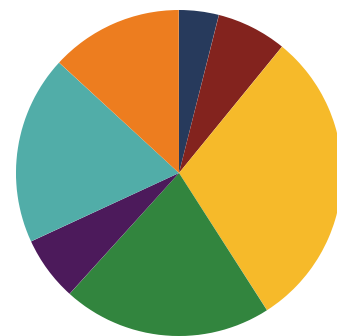


REPRESENTATIVE  
 MICAH VAN HUSS

## District 6



## Education Attainment




- Less than 9th grade
- 9-12th grade, No Diploma
- High School Graduate, including equivalency
- Some College, No Degree
- Associate's Degree
- Bachelor's Degree
- Graduate/Professional Degree

## Washington County Schools (8 of 16 Schools)

- Boones Creek Elementary
- Boones Creek Middle School
- Daniel Boone High School
- Fall Branch Elementary
- Gray Elementary School
- Ridgeview Elementary School
- South Central Elementary
- Sulphur Springs Elementary

## Washington County Schools



**16**  
Schools



**8,383**  
Average Daily  
Membership



**\$48,209**  
average teacher salary  
State Average: \$50,958



**93.2%**  
Graduation Rate  
State Rate: 89.1%



**20.7**  
Average ACT Score  
State Average: 20.2



**68%**  
College Going Rate  
State Rate: 63.4%

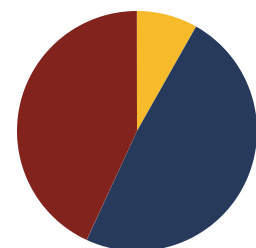


**4**  
Private Schools  
State Count: 599

2018 District Designation:

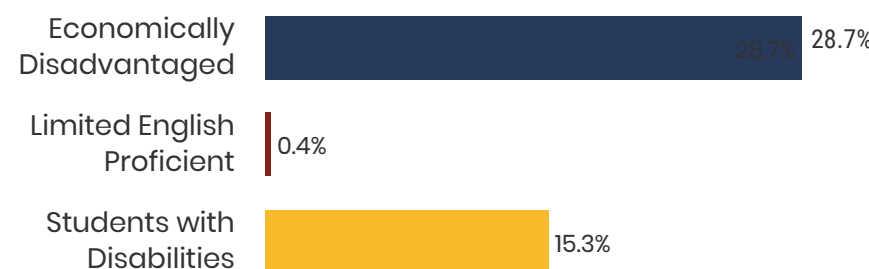
**IN NEED OF  
 IMPROVEMENT**

## Funding Sources

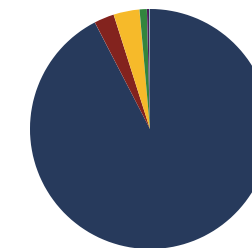


- Federal
- State
- Local

## Student Population



## Racial Demographics



- White
- Black
- Hispanic
- Asian
- Native American
- Hawaiian/Pacific Islander

