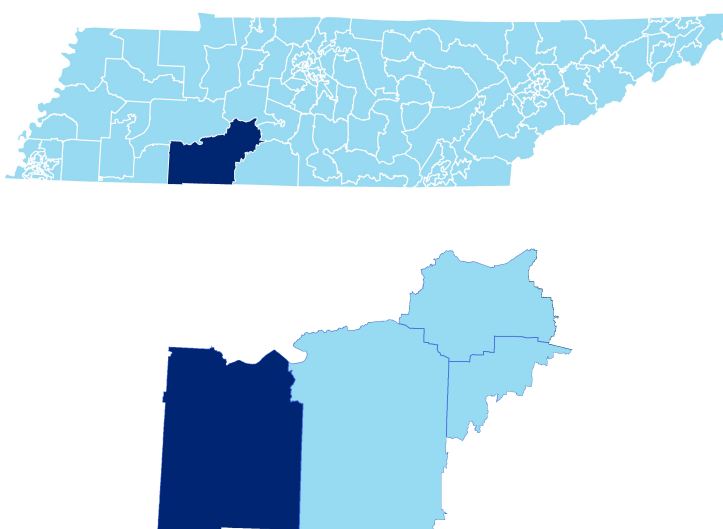
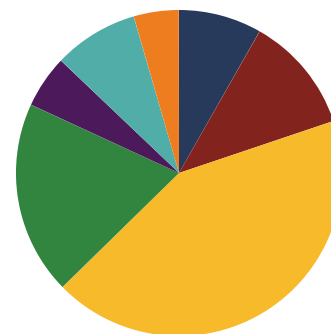




District 71




Education Attainment



- Less than 9th grade
- 9-12th grade, No Diploma
- High School Graduate, including equivalency
- Some College, No Degree
- Associate's Degree
- Bachelor's Degree
- Graduate/Professional Degree

Hardin County Schools (7 of 7 Schools)

- East Hardin Elementary
- Hardin County High School
- Hardin County Middle School
- Northside Elementary
- Parris South Elementary
- Pickwick Southside School
- West Hardin Elementary



7
Schools



3,430
Average Daily
Membership



\$44,999
average teacher salary
State Average: \$50,958



91.3%
Graduation Rate
State Rate: 89.1%



19.3
Average ACT Score
State Average: 20.2



55.8%
College Going Rate
State Rate: 63.4%



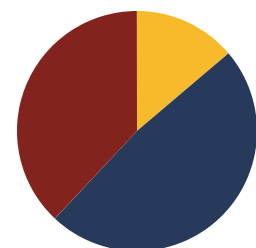
4
Private Schools
State Count: 599

Hardin County Schools

2018 District Designation:

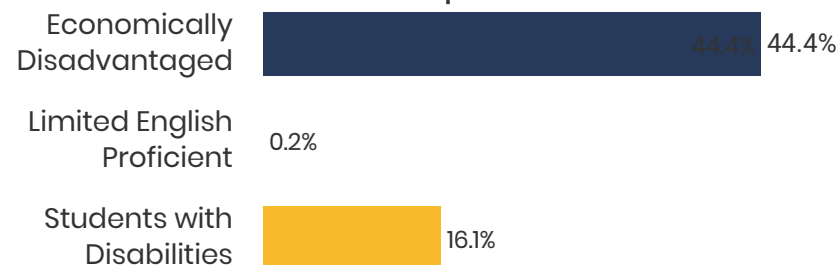
SATISFACTORY

Funding Sources

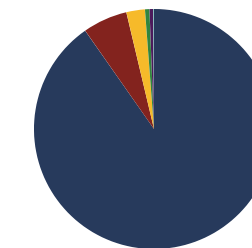


- Federal
- State
- Local

Student Population



Racial Demographics



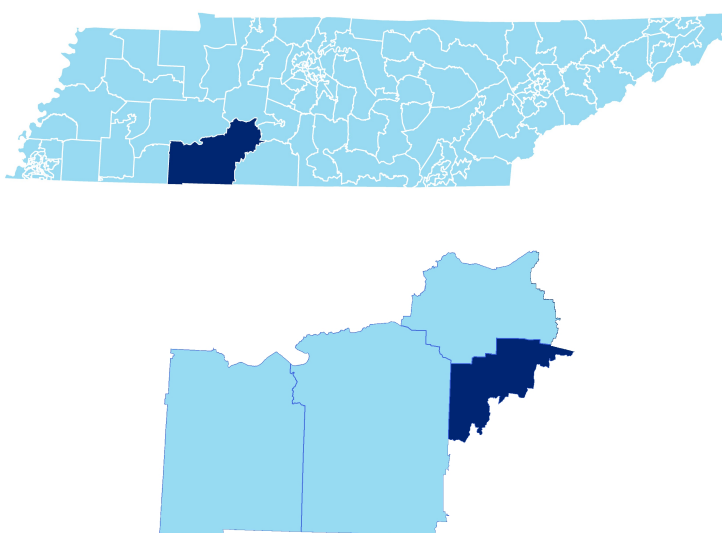
- White
- Black
- Hispanic
- Asian
- Native American
- Hawaiian/Pacific Islander



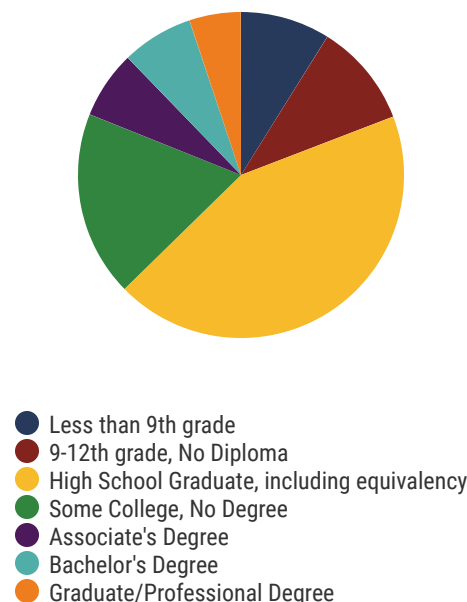
TENNESSEE
COMPTROLLER
OF THE TREASURY



District 71




Education Attainment



Lawrence County Schools (2 of 12 Schools)

- Summertown Elementary
- Summertown High School



12
Schools



6,651
Average Daily
Membership



\$48,386
average teacher salary
State Average: \$50,958



96.4%
Graduation Rate
State Rate: 89.1%



20.5
Average ACT Score
State Average: 20.2



64.3%
College Going Rate
State Rate: 63.4%



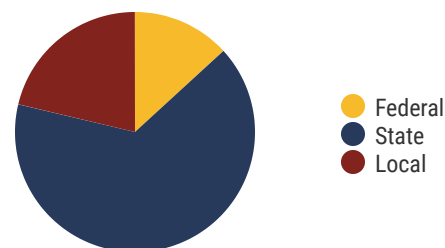
0
Private Schools
State Count: 599

Lawrence County Schools

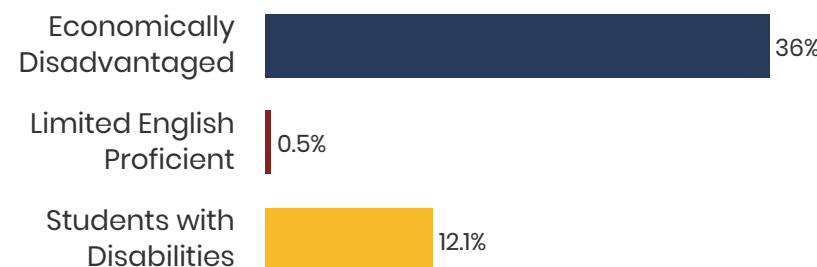
2018 District Designation:

**IN NEED OF
IMPROVEMENT**

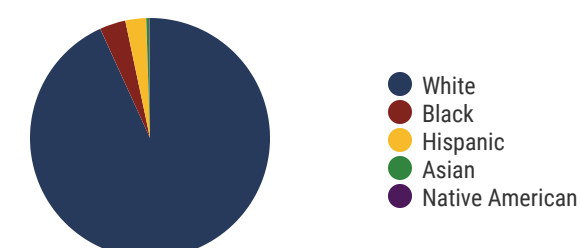
Funding Sources



Student Population



Racial Demographics



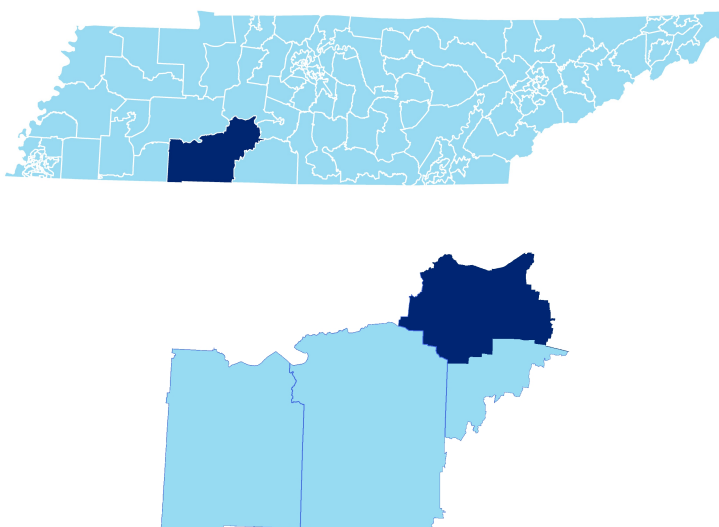


TENNESSEE
COMPTROLLER
OF THE TREASURY

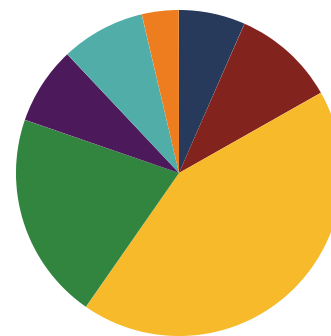


REPRESENTATIVE
DAVID BYRD

District 71




Education Attainment



- Less than 9th grade
- 9-12th grade, No Diploma
- High School Graduate, including equivalency
- Some College, No Degree
- Associate's Degree
- Bachelor's Degree
- Graduate/Professional Degree

Lewis County Schools (4 of 4 Schools)

- Lewis County High School
- Lewis County Elementary
- Lewis County Intermediate School
- Lewis County Middle School



4
Schools



1,617
Average Daily
Membership



\$47,390
average teacher salary
State Average: \$50,958

Lewis County Schools



85.7%
Graduation Rate
State Rate: 89.1%



18.9
Average ACT Score
State Average: 20.2



76.4%
College Going Rate
State Rate: 63.4%

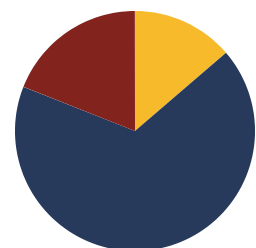


3
Private Schools
State Count: 599

2018 District Designation:

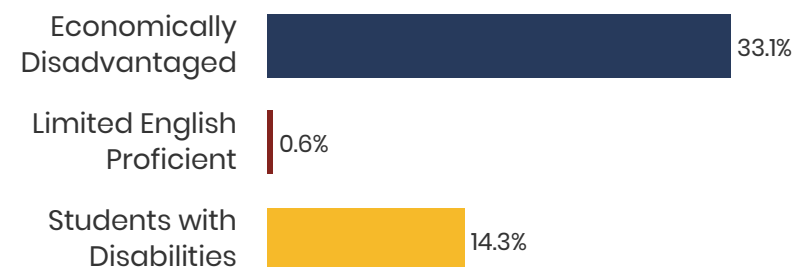
SATISFACTORY

Funding Sources

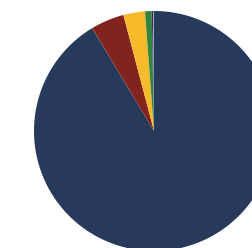


- Federal
- State
- Local

Student Population



Racial Demographics



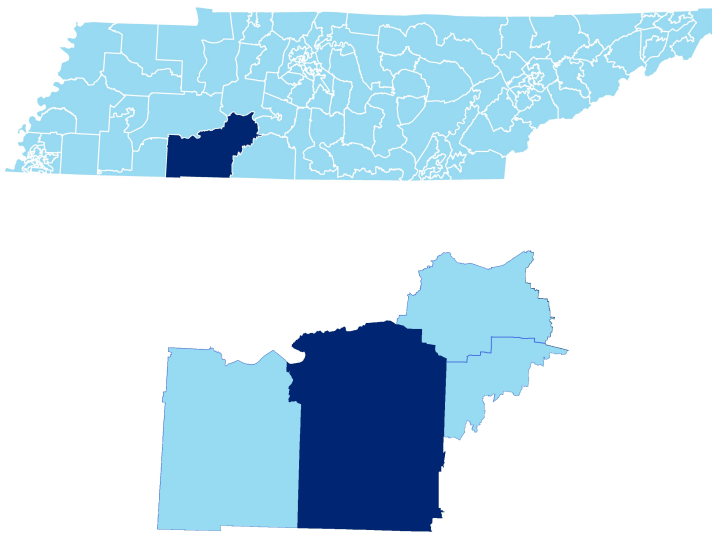
- White
- Black
- Hispanic
- Asian
- Native American
- Hawaiian/Pacific Islander



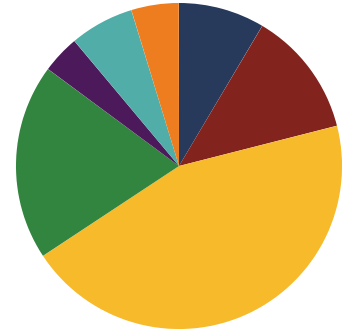
TENNESSEE
COMPTROLLER
OF THE TREASURY



District 71



Education Attainment



- Less than 9th grade
- 9-12th grade, No Diploma
- High School Graduate, including equivalency
- Some College, No Degree
- Associate's Degree
- Bachelor's Degree
- Graduate/Professional Degree

Wayne County Schools (7 of 7 Schools)

- Collinwood Elementary
- Collinwood High School
- Collinwood Middle School
- Frank Hughes School
- Wayne County High School
- Waynesboro Elementary
- Waynesboro Middle School

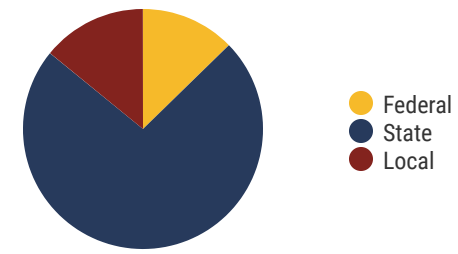
Wayne County Schools

<p>7 Schools</p>	<p>2,163 Average Daily Membership</p>	<p>\$46,988 average teacher salary <i>State Average: \$50,958</i></p>	<p>96.6% Graduation Rate <i>State Rate: 89.1%</i></p>	<p>19.4 Average ACT Score <i>State Average: 20.2</i></p>	<p>72.2% College Going Rate <i>State Rate: 63.4%</i></p>	<p>1 Private Schools <i>State Count: 599</i></p>
-----------------------------	--	--	--	---	---	---

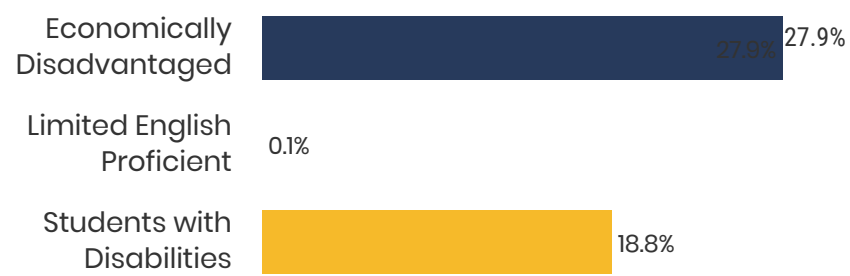
2018 District Designation:

ADVANCING

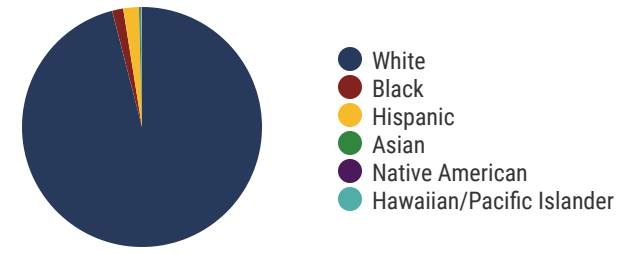
Funding Sources



Student Population



Racial Demographics





TENNESSEE
COMPTROLLER
OF THE TREASURY