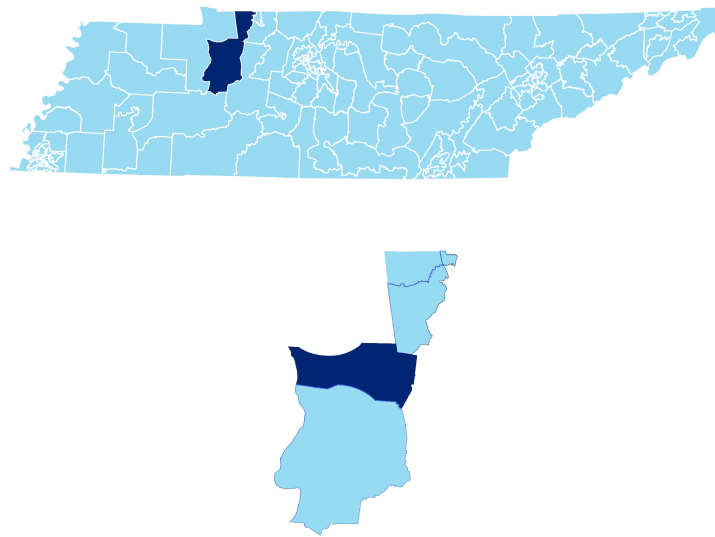
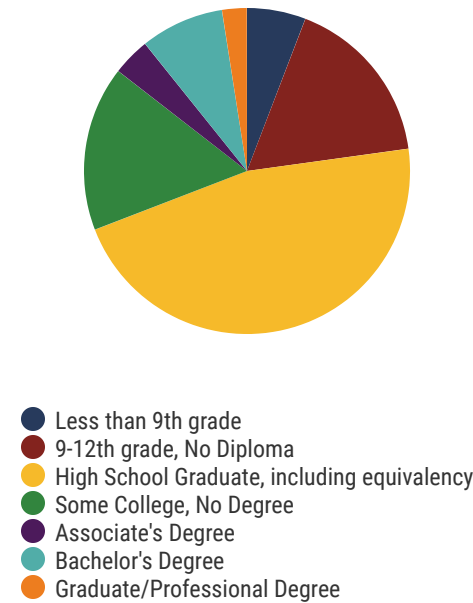




District 74




Education Attainment



Houston County Schools (4 of 4 Schools)

- Erin Elementary
- Houston County High School
- Houston County Middle School
- Tennessee Ridge Elementary



4
Schools



1,308
Average Daily
Membership



\$47,858
average teacher salary
State Average: \$50,958

Houston County Schools



94.6%
Graduation Rate
State Rate: 89.1%



19.1
Average ACT Score
State Average: 20.2



55.8%
College Going Rate
State Rate: 63.4%

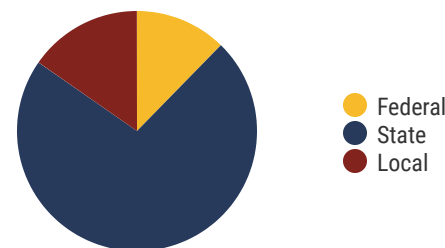


5
Private Schools
State Count: 599

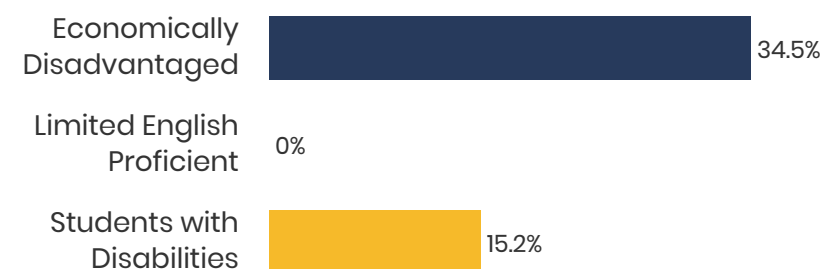
2018 District Designation:

ADVANCING

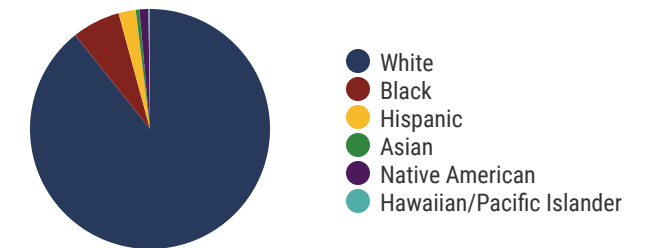
Funding Sources



Student Population



Racial Demographics

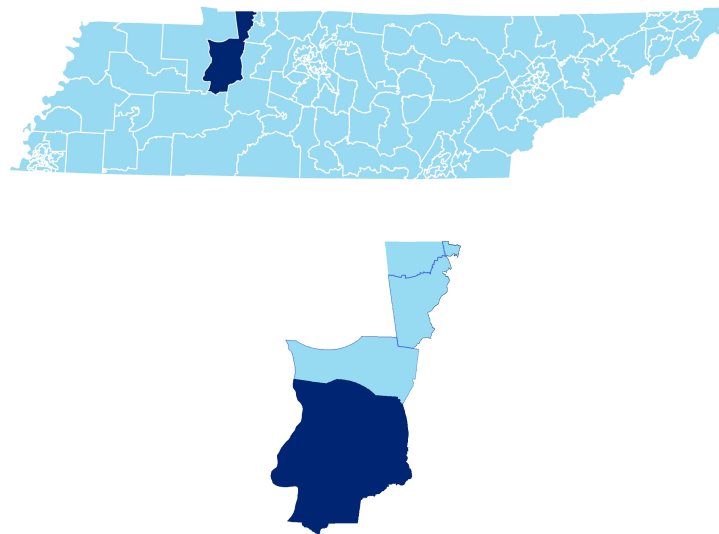




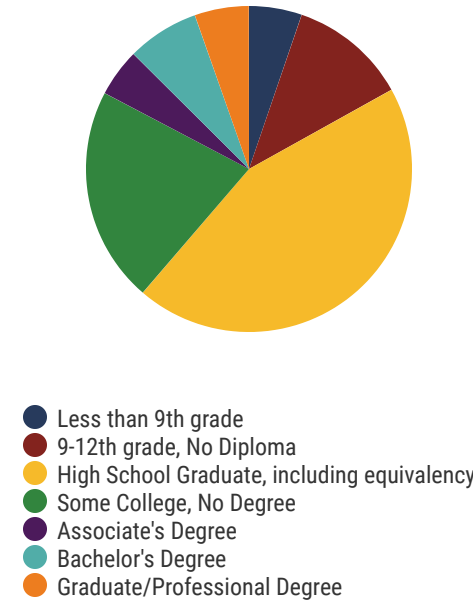
TENNESSEE
COMPTROLLER
OF THE TREASURY



District 74




Education Attainment



Humphreys County Schools (7 of 7 Schools)

- Lakeview Elementary
- Mc Ewen Elementary
- Mc Ewen High School
- McEwen Jr. High School
- Waverly Central High School
- Waverly Elementary
- Waverly Jr High School



7
Schools



2,817
Average Daily
Membership



\$45,916
average teacher salary
State Average: \$50,958



91.9%
Graduation Rate
State Rate: 89.1%



20.5
Average ACT Score
State Average: 20.2



68.1%
College Going Rate
State Rate: 63.4%



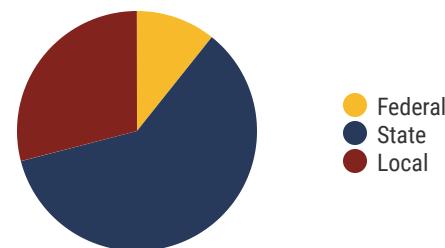
2
Private Schools
State Count: 599

Humphreys County Schools

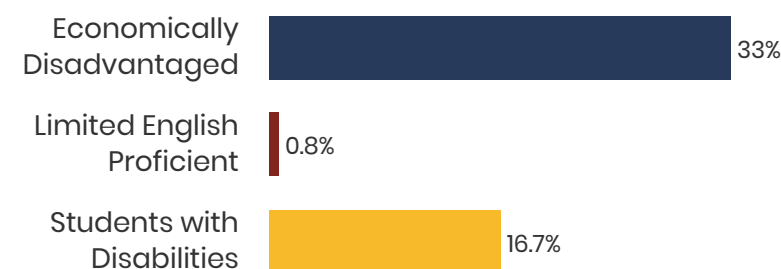
2018 District Designation:

ADVANCING

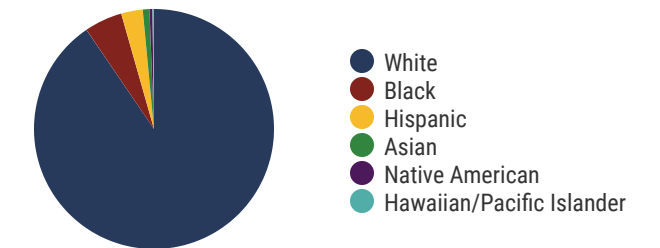
Funding Sources



Student Population



Racial Demographics

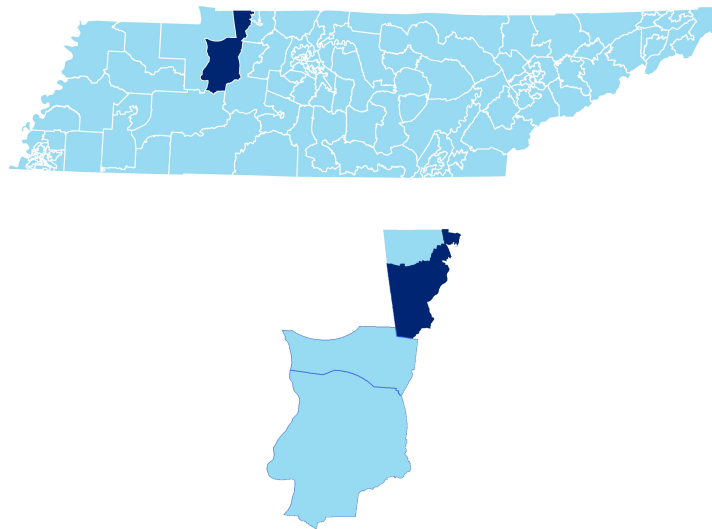




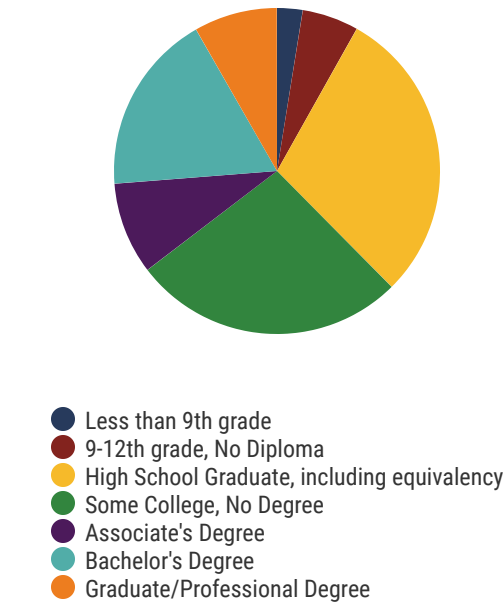
TENNESSEE
COMPTROLLER
OF THE TREASURY



District 74




Education Attainment



Montgomery County Schools (9 of 39 Schools)

- Barkers Mill Elementary
- Liberty Elementary
- Minglewood Elementary
- New Providence Middle
- Northwest High
- West Creek Elementary
- West Creek High
- West Creek Middle
- Woodlawn Elementary

Montgomery County Schools



39
Schools



34,206
Average Daily
Membership



\$52,809
average teacher salary
State Average: \$50,958



94.2%
Graduation Rate
State Rate: 89.1%



20.4
Average ACT Score
State Average: 20.2



55.9%
College Going Rate
State Rate: 63.4%

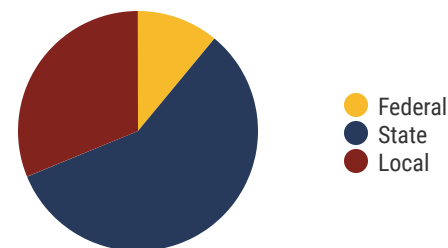


0
Private Schools
State Count: 599

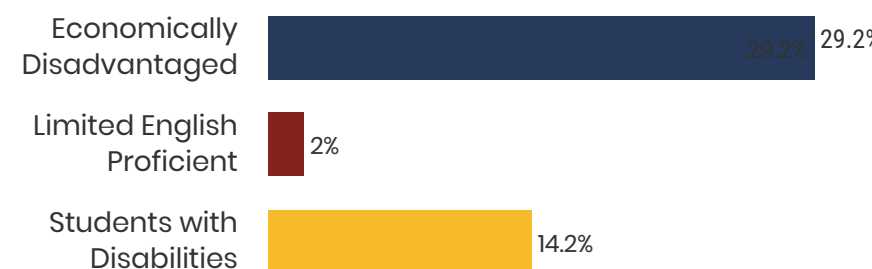
2018 District Designation:

ADVANCING

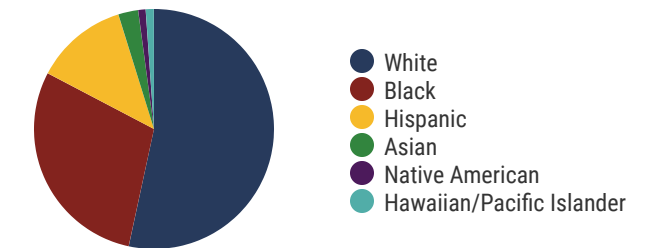
Funding Sources



Student Population



Racial Demographics





TENNESSEE
COMPTROLLER
OF THE TREASURY