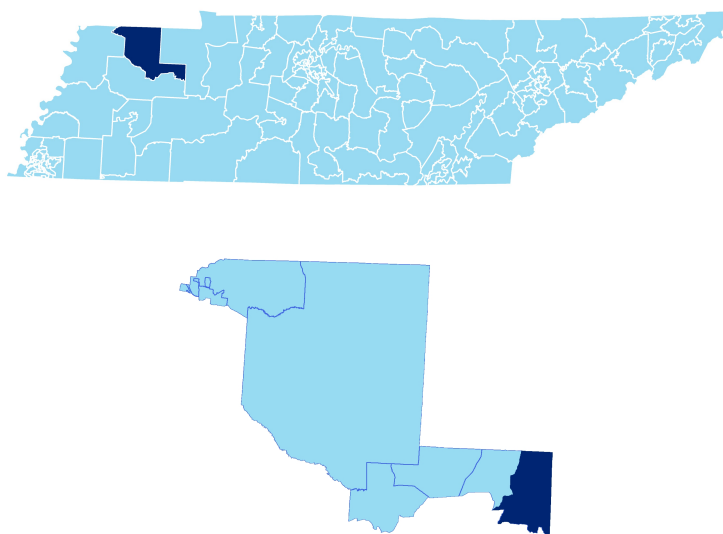


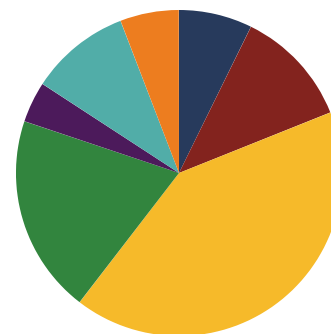


REPRESENTATIVE
ANDY HOLT

District 76



Education Attainment




- Less than 9th grade
- 9-12th grade, No Diploma
- High School Graduate, including equivalency
- Some College, No Degree
- Associate's Degree
- Bachelor's Degree
- Graduate/Professional Degree

Hollow Rock - Bruceton City Schools (2 of 2 Schools)

- Central Elementary
- Central High School

Hollow Rock - Bruceton City Schools



2
Schools



619
Average Daily
Membership



\$44,701
average teacher salary
State Average: \$50,958



97.6%
Graduation Rate
State Rate: 89.1%



18.9
Average ACT Score
State Average: 20.2



62%
College Going Rate
State Rate: 63.4%

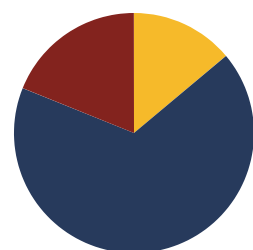


0
Private Schools
State Count: 599

2018 District Designation:

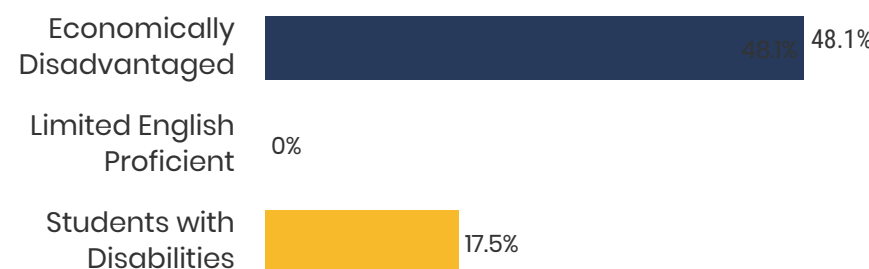
**IN NEED OF
IMPROVEMENT**

Funding Sources

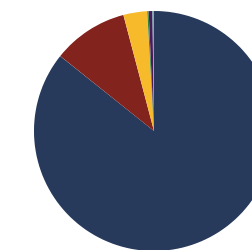


- Federal
- State
- Local

Student Population



Racial Demographics



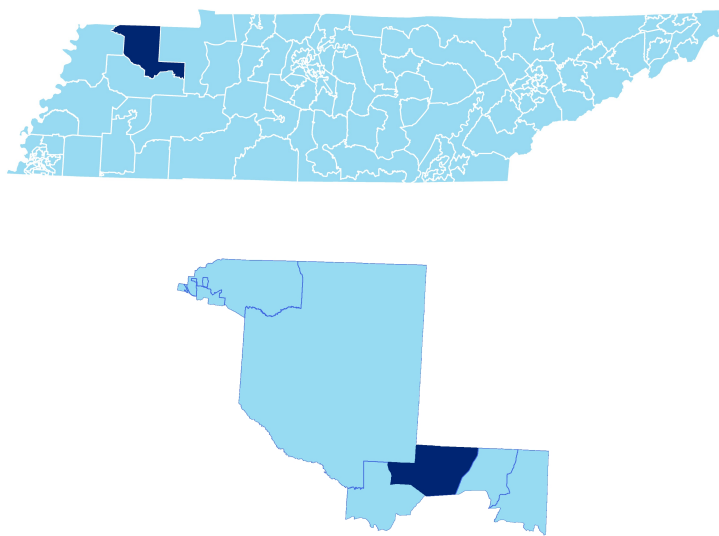
- White
- Black
- Hispanic
- Asian
- Native American
- Hawaiian/Pacific Islander



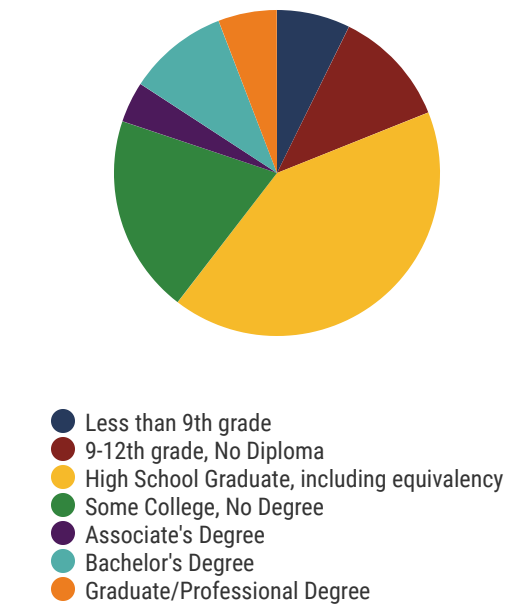
TENNESSEE
COMPTROLLER
OF THE TREASURY



District 76




Education Attainment



McKenzie County Schools (3 of 3 Schools)

- McKenzie Elementary
- McKenzie High School
- McKenzie Middle School



3
Schools



1,297
Average Daily
Membership



\$48,730
average teacher salary
State Average: \$50,958



95.5%
Graduation Rate
State Rate: 89.1%



21.2
Average ACT Score
State Average: 20.2



62%
College Going Rate
State Rate: 63.4%



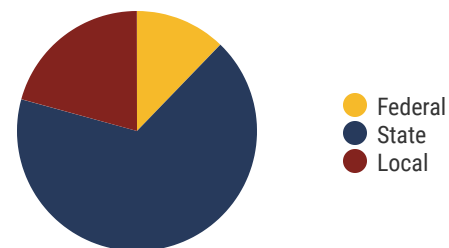
0
Private Schools
State Count: 599

McKenzie County Schools

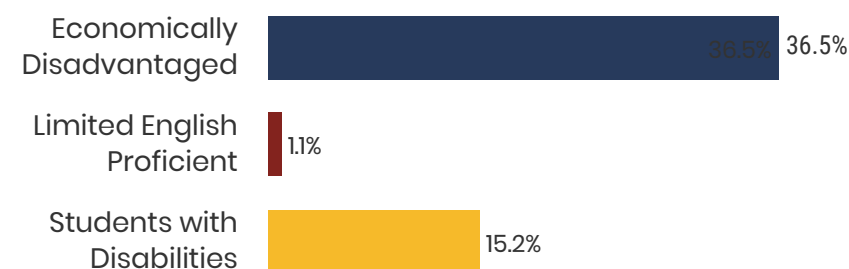
2018 District Designation:

ADVANCING

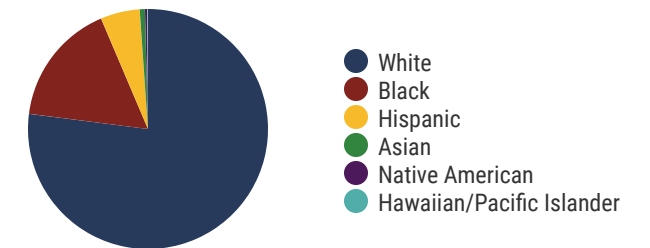
Funding Sources



Student Population



Racial Demographics

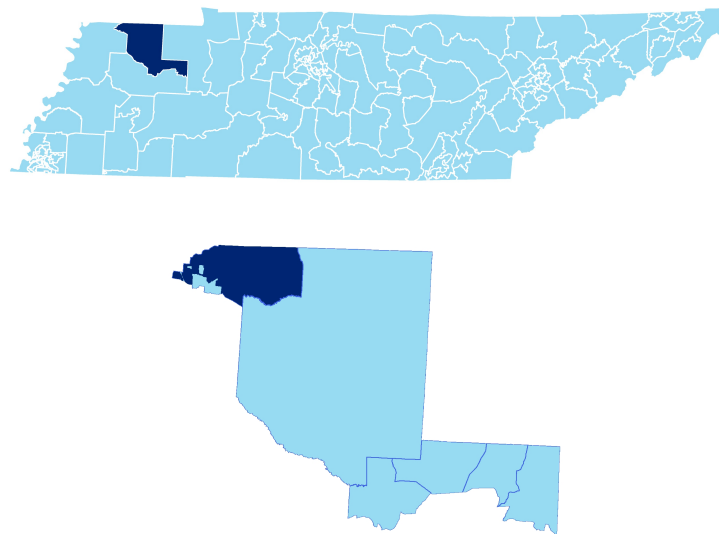




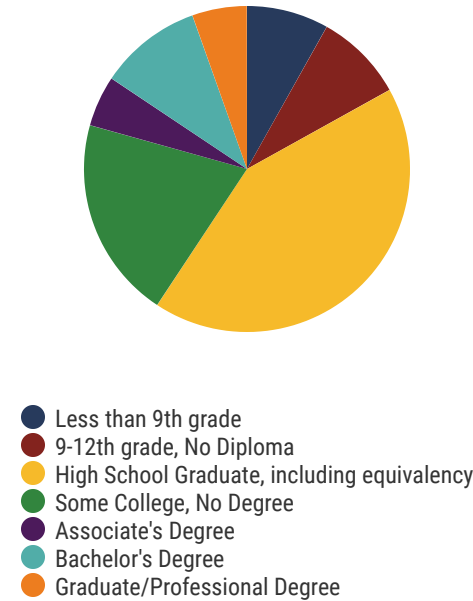
TENNESSEE
COMPTROLLER
OF THE TREASURY



District 76




Education Attainment



Obion County Schools (2 of 7 Schools)

- South Fulton Elementary
- South Fulton Middle / High School



7
Schools



3,201
Average Daily
Membership



\$47,940
average teacher salary
State Average: \$50,958



86.6%
Graduation Rate
State Rate: 89.1%



20.7
Average ACT Score
State Average: 20.2



62.7%
College Going Rate
State Rate: 63.4%



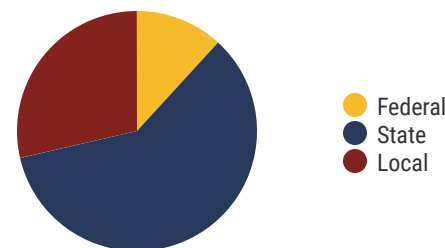
0
Private Schools
State Count: 599

Obion County Schools

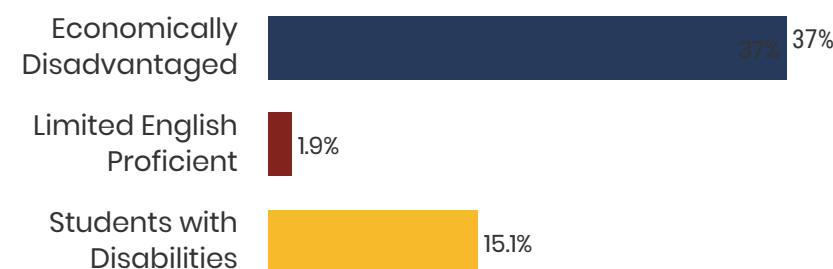
2018 District Designation:

ADVANCING

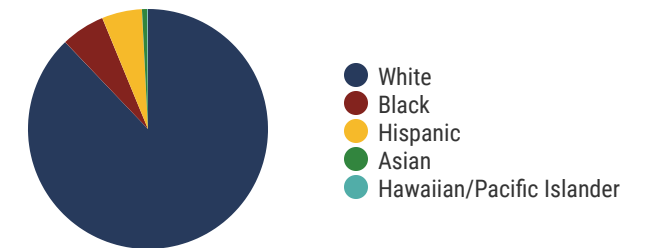
Funding Sources



Student Population



Racial Demographics

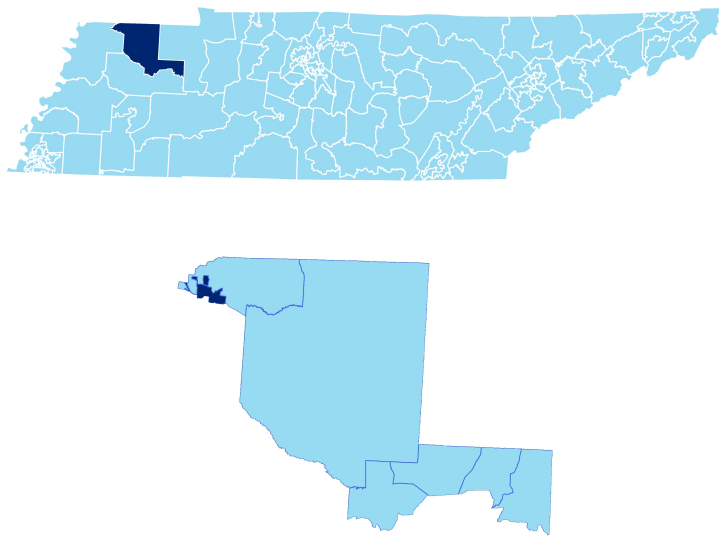




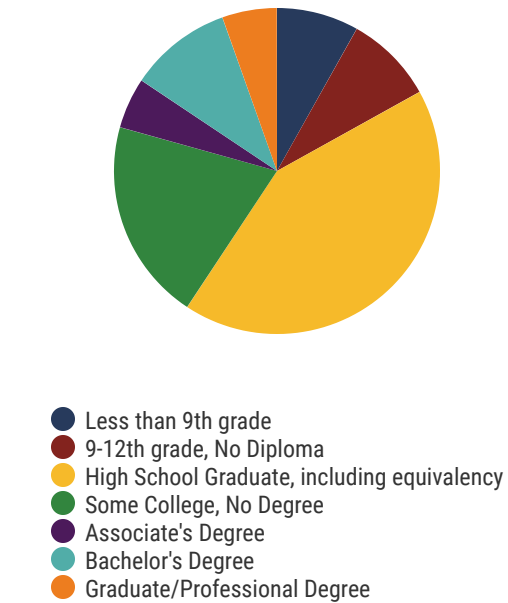
TENNESSEE
COMPTROLLER
OF THE TREASURY



District 76




Education Attainment



Union City Schools (1 of 3 Schools)

- Union City Elementary School



3
Schools



1,600
Average Daily
Membership



\$49,654
average teacher salary
State Average: \$50,958

Union City Schools



94.1%
Graduation Rate
State Rate: 89.1%



22.4
Average ACT Score
State Average: 20.2



62.7%
College Going Rate
State Rate: 63.4%

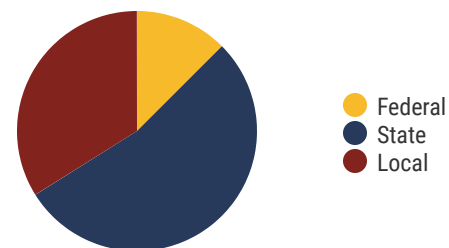


0
Private Schools
State Count: 599

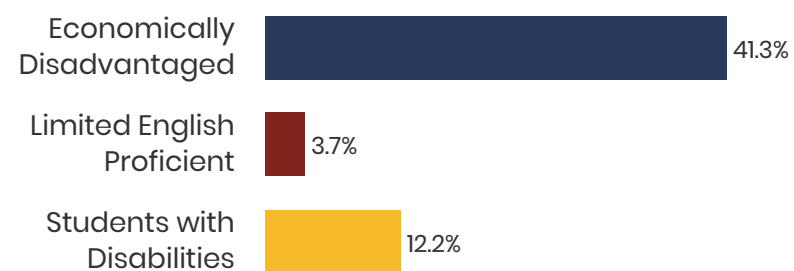
2018 District Designation:

ADVANCING

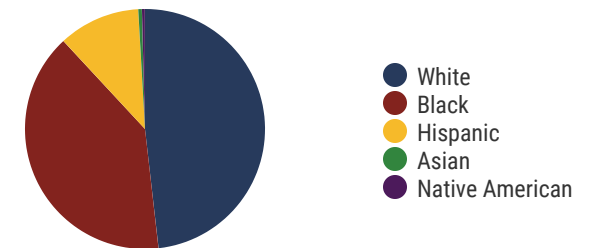
Funding Sources



Student Population



Racial Demographics



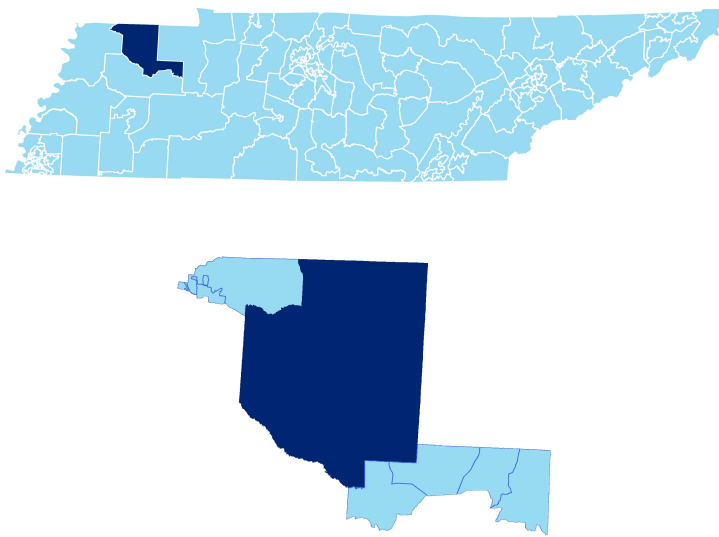


TENNESSEE
COMPTROLLER
OF THE TREASURY

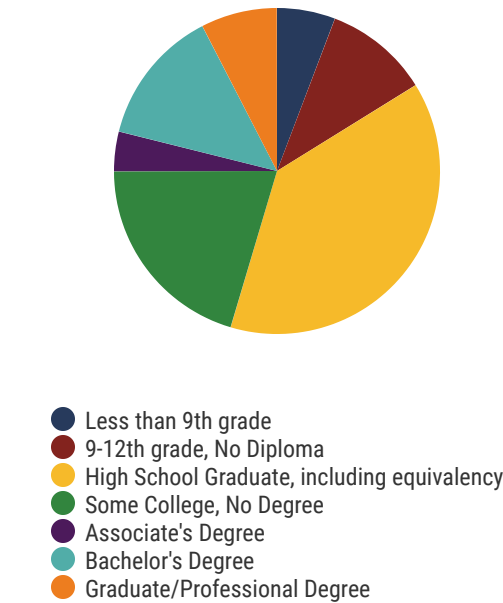


REPRESENTATIVE
ANDY HOLT

District 76




Education Attainment



Weakley County Schools (10 of 10 Schools)

- Dresden Elementary
- Dresden High School
- Dresden Middle School
- Gleason School
- Greenfield School
- Martin Elementary
- Martin Middle School
- Martin Primary
- Sharon School
- Westview High School



10
Schools



4,034
Average Daily
Membership



\$45,542
average teacher salary
State Average: \$50,958

Weakley County Schools



93.1%
Graduation Rate
State Rate: 89.1%



21.1
Average ACT Score
State Average: 20.2



70.2%
College Going Rate
State Rate: 63.4%

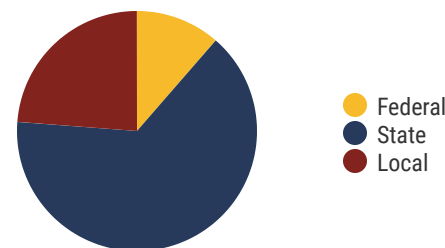


2
Private Schools
State Count: 599

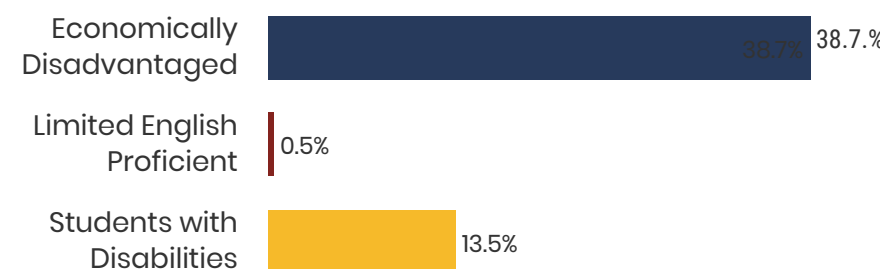
2018 District Designation:

SATISFACTORY

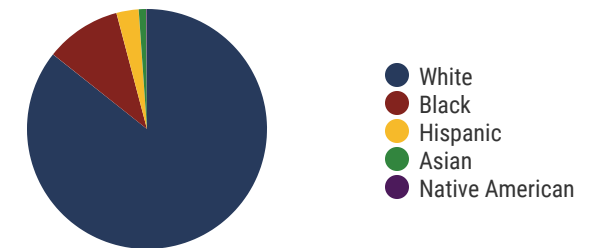
Funding Sources



Student Population



Racial Demographics

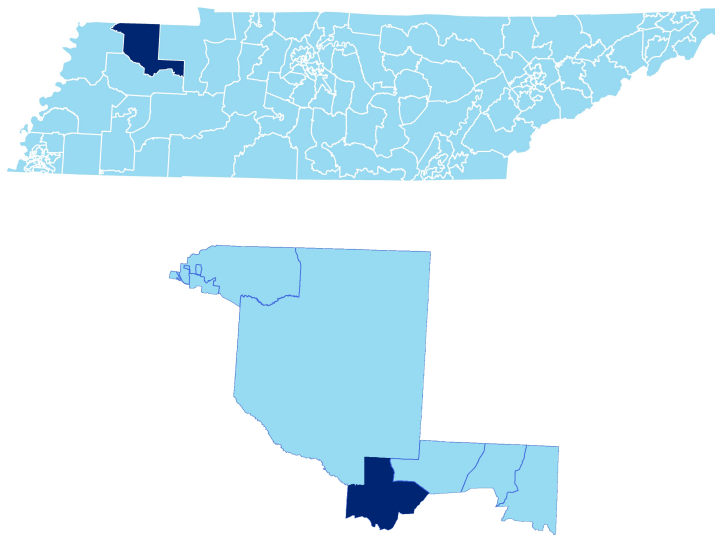




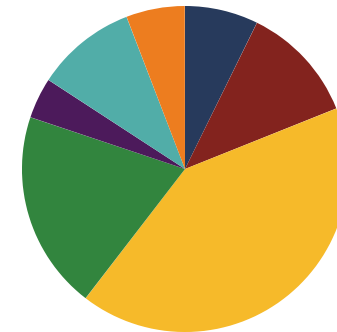
TENNESSEE
COMPTROLLER
OF THE TREASURY



District 76




Education Attainment



- Less than 9th grade
- 9-12th grade, No Diploma
- High School Graduate, including equivalency
- Some College, No Degree
- Associate's Degree
- Bachelor's Degree
- Graduate/Professional Degree

West Carroll Schools (1 of 3 Schools)

- West Carroll Elementary School



3
Schools



859
Average Daily
Membership



\$46,800
average teacher salary
State Average: \$50,958



98.3%
Graduation Rate
State Rate: 89.1%



19.4
Average ACT Score
State Average: 20.2



62%
College Going Rate
State Rate: 63.4%



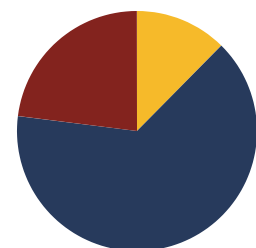
0
Private Schools
State Count: 599

West Carroll Schools

2018 District Designation:

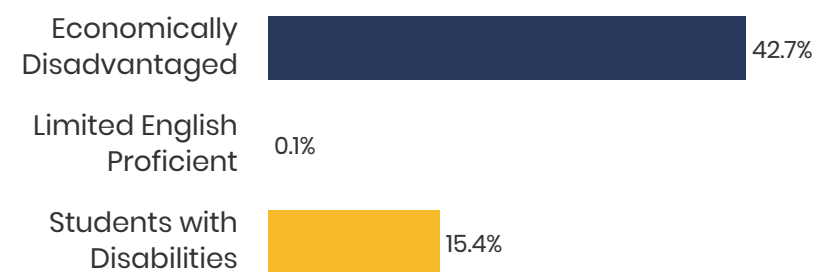
EXEMPLARY

Funding Sources

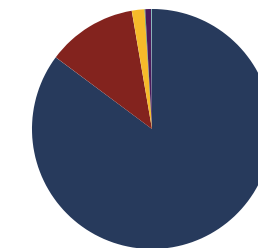


- Federal
- State
- Local

Student Population



Racial Demographics



- White
- Black
- Hispanic
- Asian
- Native American
- Hawaiian/Pacific Islander



TENNESSEE
COMPTROLLER
OF THE TREASURY