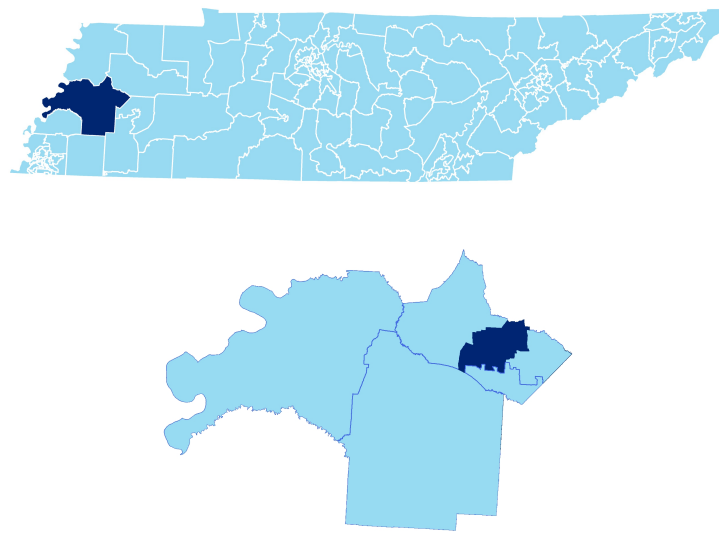
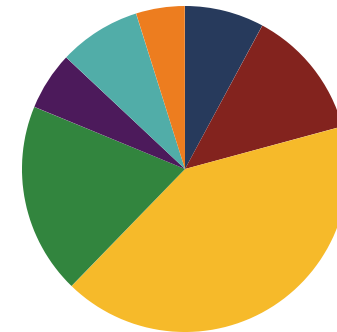




District 82




Education Attainment



- Less than 9th grade
- 9-12th grade, No Diploma
- High School Graduate, including equivalency
- Some College, No Degree
- Associate's Degree
- Bachelor's Degree
- Graduate/Professional Degree

Alamo City Schools (1 of 1 Schools)

- Alamo Elementary



1
Schools



530
Average Daily
Membership



\$44,128
average teacher salary
State Average: \$50,958

Alamo City Schools



N/A
Graduation Rate
State Rate: 89.1%



N/A
Average ACT Score
State Average: 20.2



59%
College Going Rate
State Rate: 63.4%

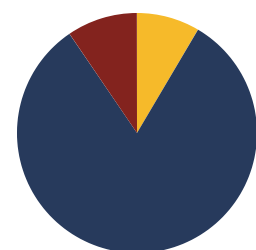


0
Private Schools
State Count: 599

2018 District Designation:

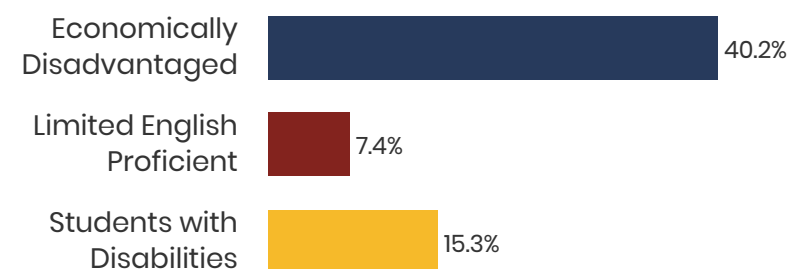
EXEMPLARY

Funding Sources

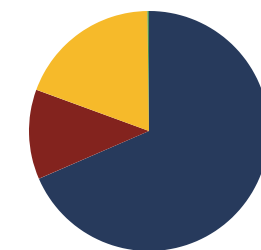


- Federal
- State
- Local

Student Population



Racial Demographics



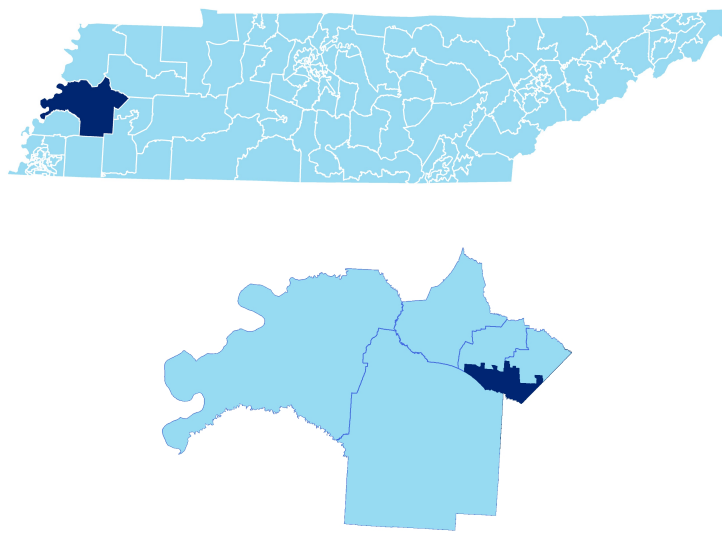
- White
- Black
- Hispanic
- Asian



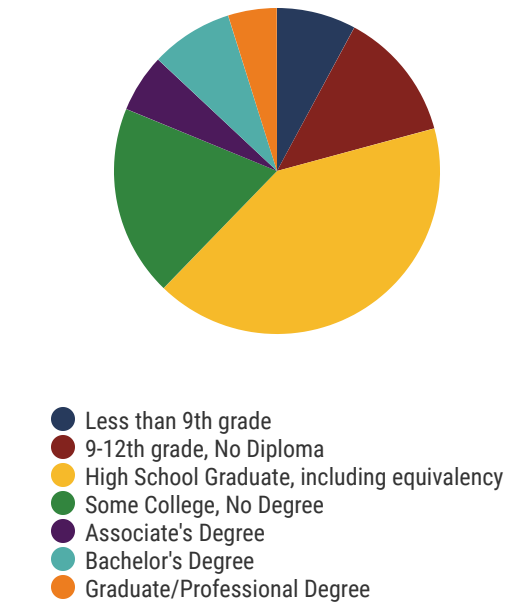
TENNESSEE
COMPTROLLER
OF THE TREASURY



District 82




Education Attainment



Bells City Schools (1 of 1 Schools)

- Bells Elementary



1
Schools



369
Average Daily
Membership



\$47,397
average teacher salary
State Average: \$50,958

Bells City Schools



N/A
Graduation Rate
State Rate: 89.1%



N/A
Average ACT Score
State Average: 20.2



59%
College Going Rate
State Rate: 63.4%

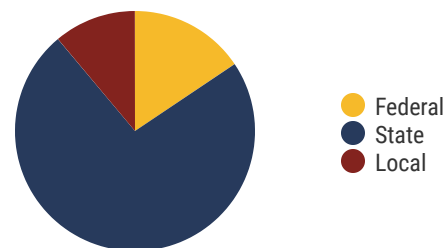


1
Private Schools
State Count: 599

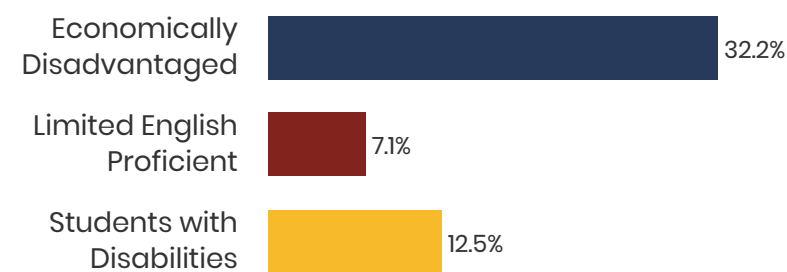
2018 District Designation:

EXEMPLARY

Funding Sources



Student Population



Racial Demographics

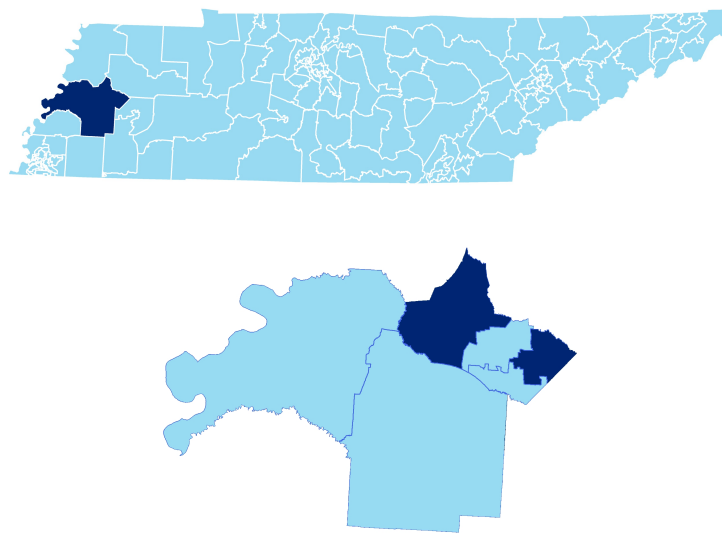




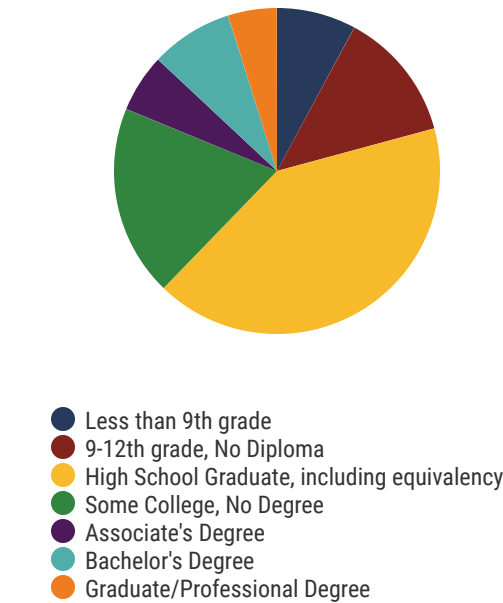
TENNESSEE
COMPTROLLER
OF THE TREASURY



District 82




Education Attainment



Crockett County Schools (5 of 5 Schools)

- Crockett County High School
- Crockett County Middle School
- Friendship Elementary
- Gadsden Elementary
- Maury City Elementary



5
Schools



1,989
Average Daily
Membership



\$45,943
average teacher salary
State Average: \$50,958

Crockett County Schools



97.7%
Graduation Rate
State Rate: 89.1%



18.7
Average ACT Score
State Average: 20.2



59%
College Going Rate
State Rate: 63.4%

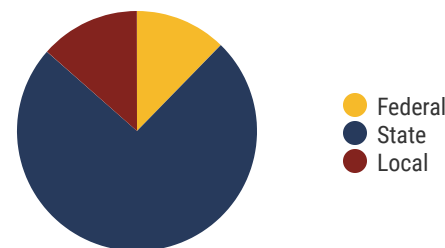


0
Private Schools
State Count: 599

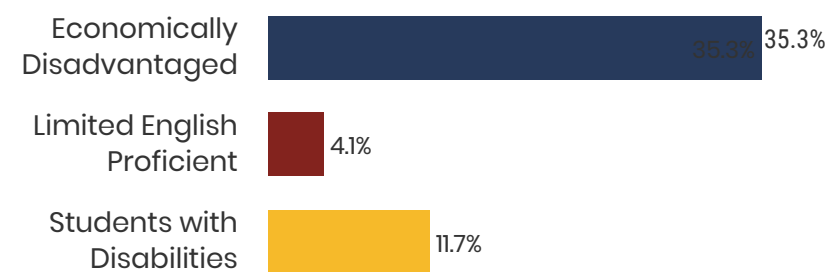
2018 District Designation:

ADVANCING


Funding Sources



Student Population



Racial Demographics



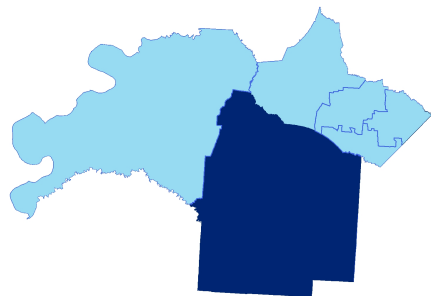
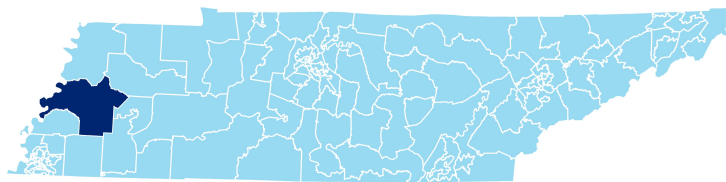


TENNESSEE
COMPTROLLER
OF THE TREASURY

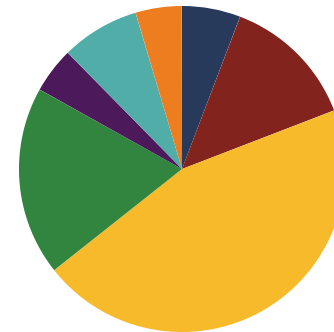


REPRESENTATIVE
CHRIS HURT

District 82




Education Attainment



- Less than 9th grade
- 9-12th grade, No Diploma
- High School Graduate, including equivalency
- Some College, No Degree
- Associate's Degree
- Bachelor's Degree
- Graduate/Professional Degree

Haywood County Schools (4 of 4 Schools)

- East Side Elementary
- Haywood Elementary
- Haywood Middle School
- Haywood High School



4
Schools



2,748
Average Daily
Membership



\$43,648
average teacher salary
State Average: \$50,958



92%
Graduation Rate
State Rate: 89.1%



18.1
Average ACT Score
State Average: 20.2



56.6%
College Going Rate
State Rate: 63.4%



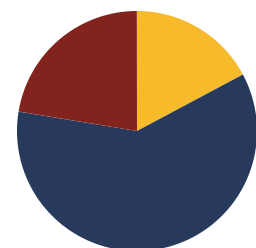
0
Private Schools
State Count: 599

Haywood County Schools

2018 District Designation:

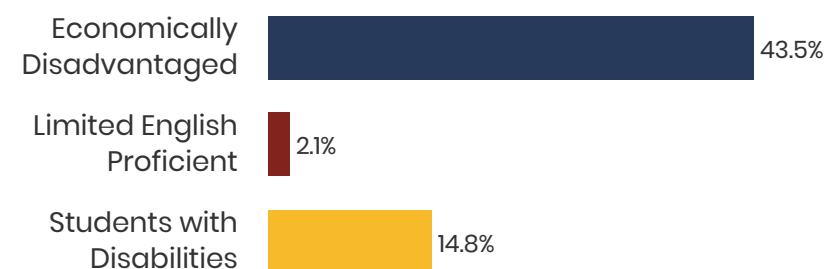
SATISFACTORY

Funding Sources

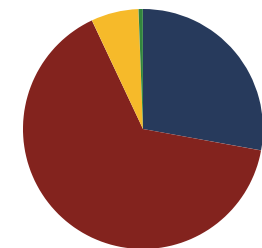


- Federal
- State
- Local

Student Population



Racial Demographics



- White
- Black
- Hispanic
- Asian

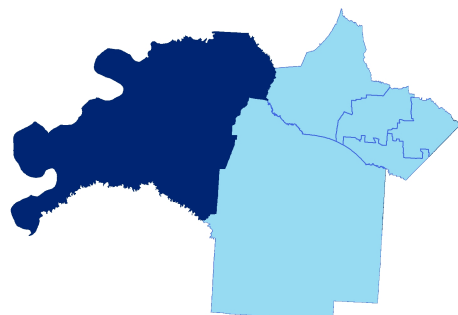
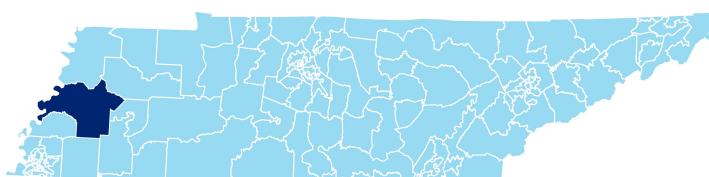


TENNESSEE
COMPTROLLER
OF THE TREASURY

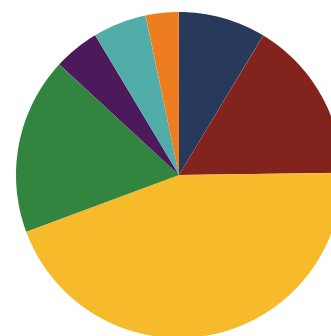


REPRESENTATIVE
CHRIS HURT

District 82



Education Attainment




- Less than 9th grade
- 9-12th grade, No Diploma
- High School Graduate, including equivalency
- Some College, No Degree
- Associate's Degree
- Bachelor's Degree
- Graduate/Professional Degree

Lauderdale County Schools (7 of 7 Schools)

- Halls Elementary School
- Halls High School
- Halls Junior High School
- Ripley Elementary
- Ripley High School
- Ripley Middle School
- Ripley Primary

Lauderdale County Schools



7
Schools



3,924
Average Daily
Membership



\$45,701
average teacher salary
State Average: \$50,958



97.9%
Graduation Rate
State Rate: 89.1%



17.6
Average ACT Score
State Average: 20.2



58.6%
College Going Rate
State Rate: 63.4%

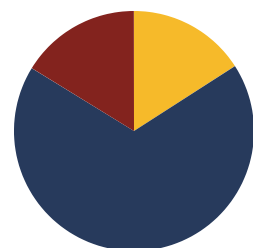


2
Private Schools
State Count: 599

2018 District Designation:

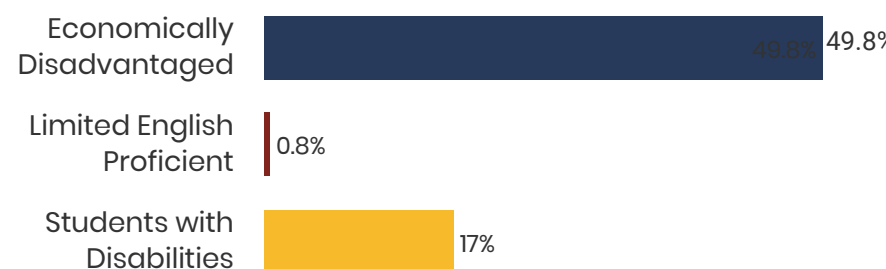
SATISFACTORY

Funding Sources

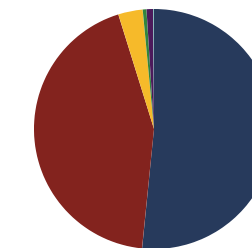


- Federal
- State
- Local

Student Population



Racial Demographics



- White
- Black
- Hispanic
- Asian
- Native American
- Hawaiian/Pacific Islander



TENNESSEE
COMPTROLLER
OF THE TREASURY