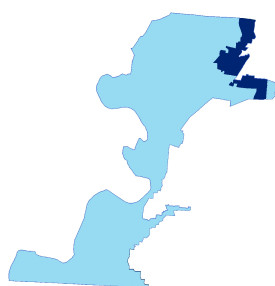
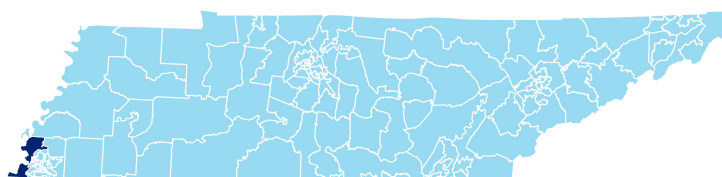


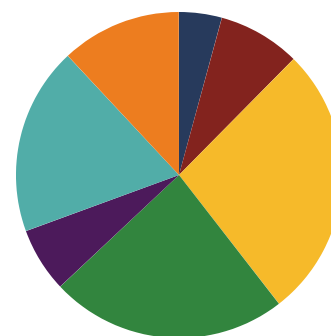


REPRESENTATIVE
 BARBARA COOPER

District 86




Education Attainment



- Less than 9th grade
- 9-12th grade, No Diploma
- High School Graduate, including equivalency
- Some College, No Degree
- Associate's Degree
- Bachelor's Degree
- Graduate/Professional Degree

Millington City Schools (1 of 4 Schools)

- E.A. Harrold Elementary School



4
 Schools



2,491
 Average Daily
 Membership



\$55,945
 average teacher salary
 State Average: \$50,958



89.2%
 Graduation Rate
 State Rate: 89.1%



18.9
 Average ACT Score
 State Average: 20.2



63.5%
 College Going Rate
 State Rate: 63.4%



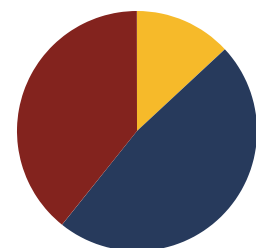
0
 Private Schools
 State Count: 599

Millington City Schools

2018 District Designation:

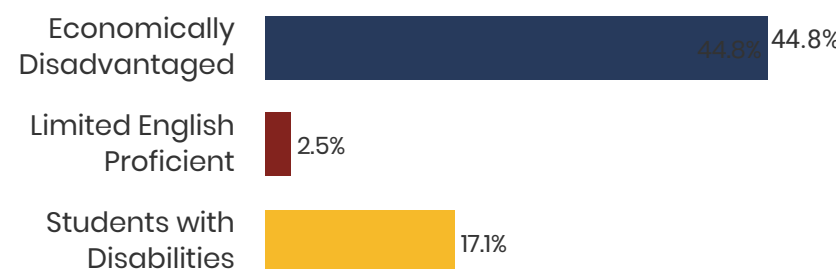
SATISFACTORY

Funding Sources

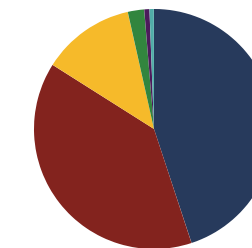


- Federal
- State
- Local

Student Population



Racial Demographics



- White
- Black
- Hispanic
- Asian
- Native American
- Hawaiian/Pacific Islander

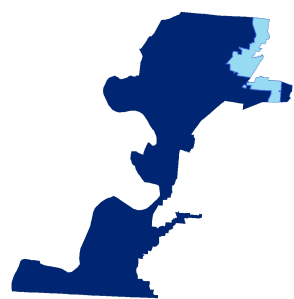
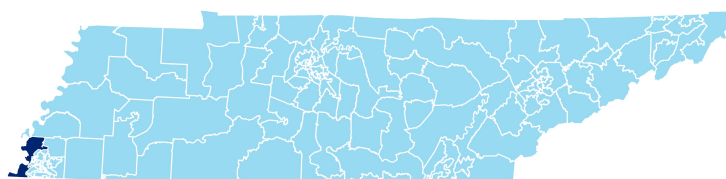


TENNESSEE
COMPTROLLER
OF THE TREASURY

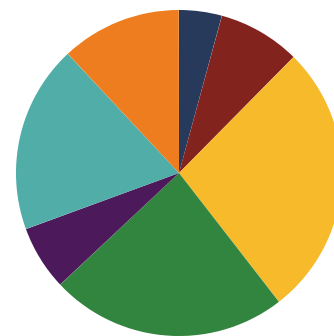


REPRESENTATIVE
 BARBARA COOPER

District 86



Education Attainment




- Less than 9th grade
- 9-12th grade, No Diploma
- High School Graduate, including equivalency
- Some College, No Degree
- Associate's Degree
- Bachelor's Degree
- Graduate/Professional Degree

Shelby County Schools (16 of 200 Schools)

- Alton Elementary
- Circles Of Success Learning Academy
- Double Tree Elementary
- Downtown Elementary
- E.E. Jeter Elementary/Middle
- Kaleidoscope School of Memphis
- KIPP Memphis Collegiate Elementary
- Lucy Elementary
- Memphis Business Academy Elementary School
- Memphis Delta Preparatory Charter School
- Memphis Grizzlies Preparatory Charter School
- Mitchell High
- Northaven Elementary
- Soulsville Charter School
- Westside Elementary
- Woodstock Middle School

Shelby County Schools



200
 Schools



114,954
 Average Daily
 Membership



\$56,480
 average teacher salary
 State Average: \$50,958



79.2%
 Graduation Rate
 State Rate: 89.1%



17.7
 Average ACT Score
 State Average: 20.2



63.5%
 College Going Rate
 State Rate: 63.4%

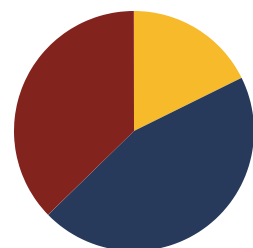


6
 Private Schools
 State Count: 599

2018 District Designation:

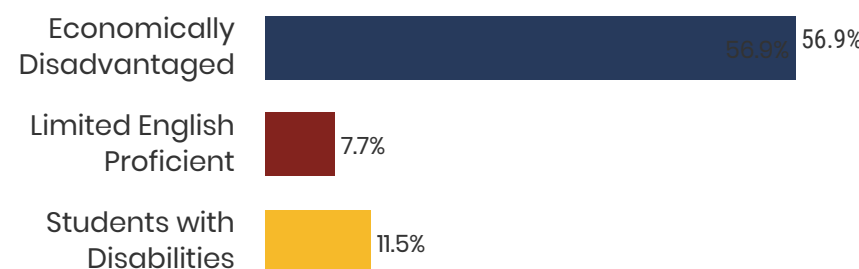
ADVANCING

Funding Sources

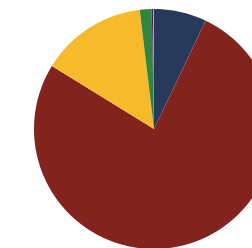


- Federal
- State
- Local

Student Population



Racial Demographics



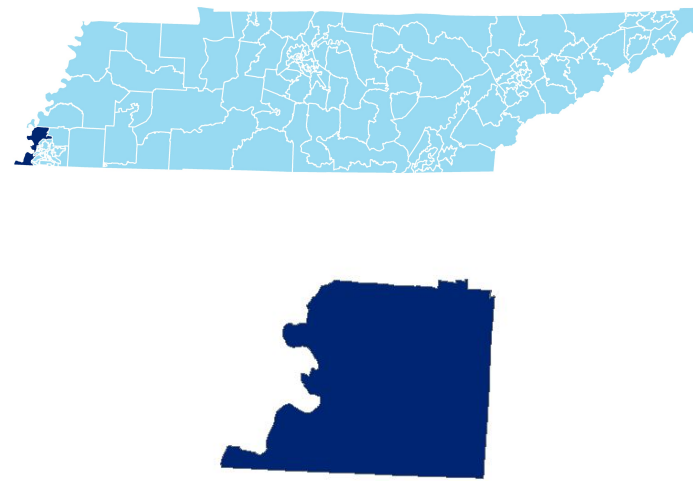
- White
- Black
- Hispanic
- Asian
- Native American
- Hawaiian/Pacific Islander



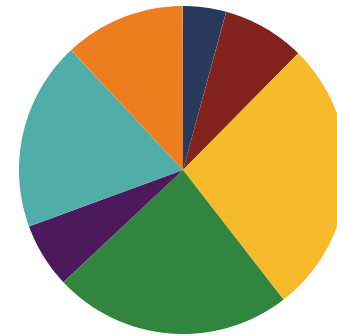
TENNESSEE
COMPTROLLER
OF THE TREASURY



District 86



Education Attainment




- Less than 9th grade
- 9-12th grade, No Diploma
- High School Graduate, including equivalency
- Some College, No Degree
- Associate's Degree
- Bachelor's Degree
- Graduate/Professional Degree

Achievement School District Schools (5 of 32 schools)

- Frayser Achievement Elementary
- Martin Luther King Preparatory High School
- Pathways in Education - TN
- Westside Achievement Middle School
- Whitney Achievement Elementary School

Achievement School District Schools



32
Schools



10,979
Average Daily
Membership



N/A
average teacher salary
State Average: \$50,958



53.2%
Graduation Rate
State Rate: 89.1%



15.5
Average ACT Score
State Average: 20.2



63.5%
College Going Rate
State Rate: 63.4%

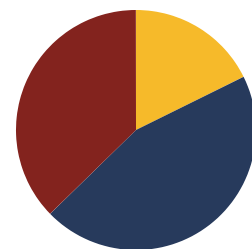


12
Private Schools
State Count: 599

2018 District Designation:

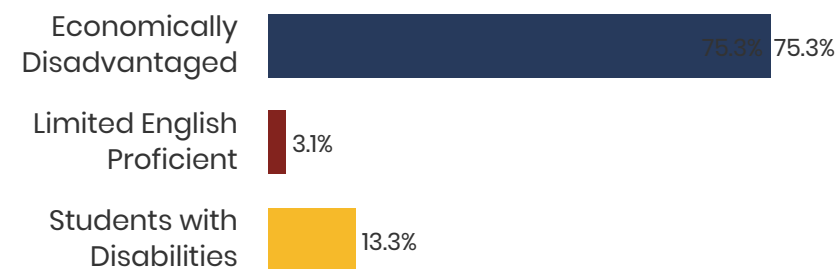
**IN NEED OF
IMPROVEMENT**

Funding Sources

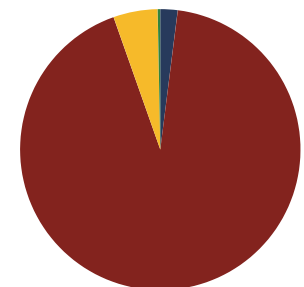


- Federal
- State
- Local

Student Population



Racial Demographics



- White
- Black
- Hispanic
- Asian



TENNESSEE
COMPTROLLER
OF THE TREASURY