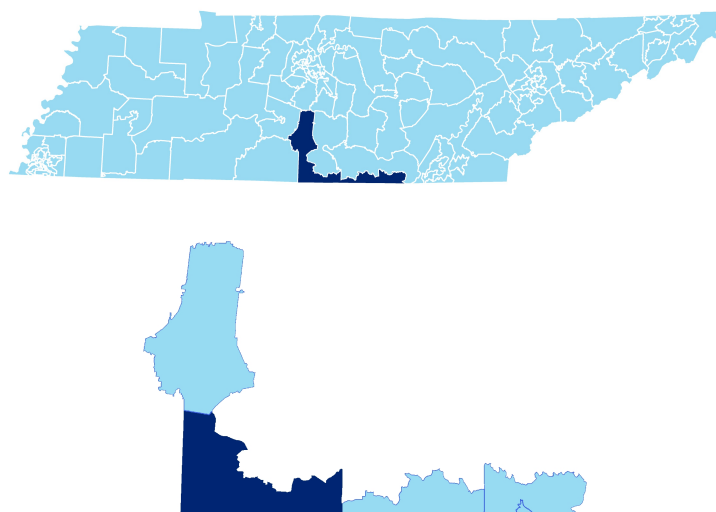


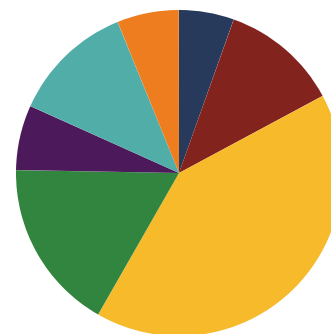


REPRESENTATIVE
 RICK TILLIS

District 92




Education Attainment



- Less than 9th grade
- 9-12th grade, No Diploma
- High School Graduate, including equivalency
- Some College, No Degree
- Associate's Degree
- Bachelor's Degree
- Graduate/Professional Degree

Lincoln County Schools (3 of 7 Schools)

- Blanche School
- Flintville School
- Highland Rim School



7
 Schools



3,687
 Average Daily
 Membership



\$49,151
 average teacher salary
 State Average: \$50,958



94.9%
 Graduation Rate
 State Rate: 89.1%



20.5
 Average ACT Score
 State Average: 20.2



55.9%
 College Going Rate
 State Rate: 63.4%



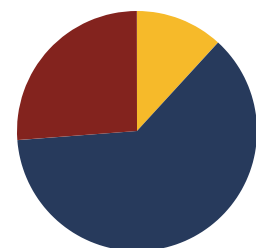
0
 Private Schools
 State Count: 599

Lincoln County Schools

2018 District Designation:

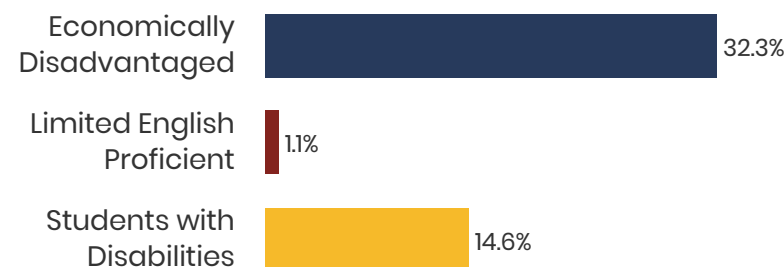
ADVANCING

Funding Sources

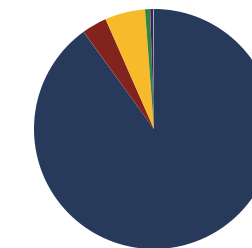


- Federal
- State
- Local

Student Population



Racial Demographics



- White
- Black
- Hispanic
- Asian
- Native American
- Hawaiian/Pacific Islander

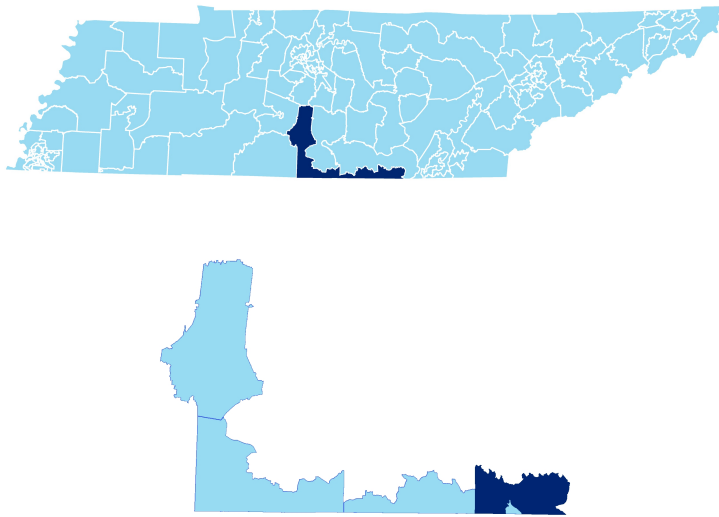


TENNESSEE
COMPTROLLER
OF THE TREASURY

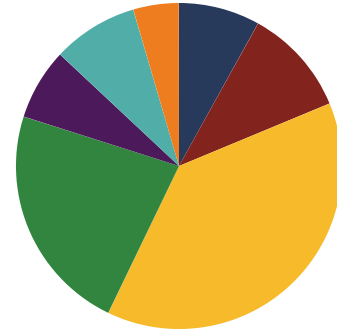


REPRESENTATIVE
 RICK TILLIS

District 92




Education Attainment



- Less than 9th grade
- 9-12th grade, No Diploma
- High School Graduate, including equivalency
- Some College, No Degree
- Associate's Degree
- Bachelor's Degree
- Graduate/Professional Degree

Marion County Schools (6 of 10 Schools)

- Jasper Elementary School
- Jasper Middle School
- Marion Co High School
- Marion Virtual High School
- South Pittsburg Elementary
- South Pittsburg High School



10
 Schools



3,961
 Average Daily
 Membership



\$47,331
 average teacher salary
 State Average: \$50,958



87.1%
 Graduation Rate
 State Rate: 89.1%



19.5
 Average ACT Score
 State Average: 20.2



57.1%
 College Going Rate
 State Rate: 63.4%



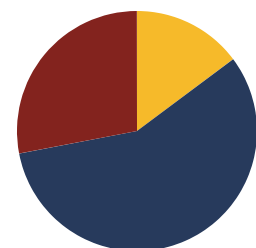
1
 Private Schools
 State Count: 599

Marion County Schools

2018 District Designation:

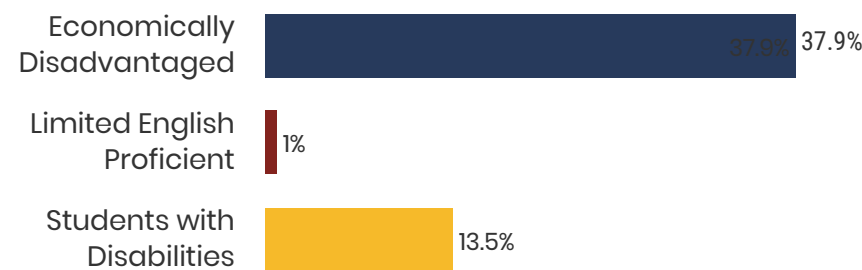
**IN NEED OF
 IMPROVEMENT**

Funding Sources

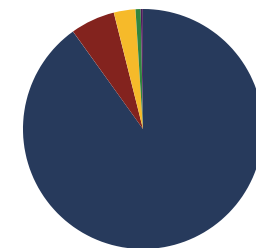


- Federal
- State
- Local

Student Population



Racial Demographics



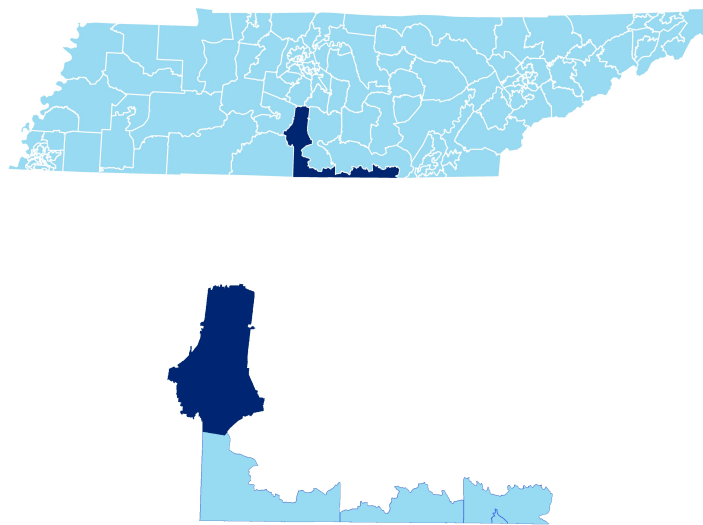
- White
- Black
- Hispanic
- Asian
- Native American



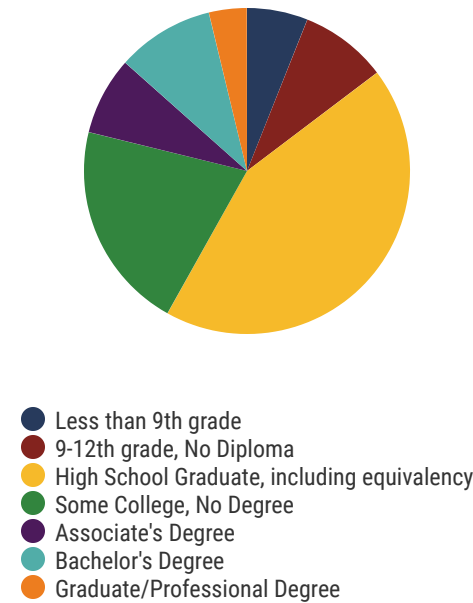
TENNESSEE
COMPTROLLER
OF THE TREASURY



District 92




Education Attainment



Marshall County Schools (10 of 10 Schools)

- Chapel Hill Elementary
- Cornersville Elementary
- Cornersville School
- Delk-Henson Intermediate School
- Forrest School
- Lewisburg Middle School
- Marshall County High School
- Marshall Elementary
- Oak Grove Elementary
- Westhills Elementary



10
Schools



5,443
Average Daily
Membership



\$49,359
average teacher salary
State Average: \$50,958



95%
Graduation Rate
State Rate: 89.1%



20
Average ACT Score
State Average: 20.2



60.4%
College Going Rate
State Rate: 63.4%



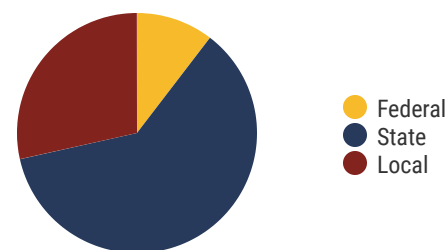
0
Private Schools
State Count: 599

Marshall County Schools

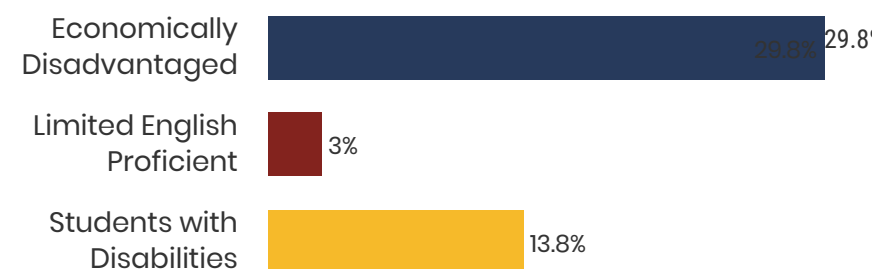
2018 District Designation:

ADVANCING

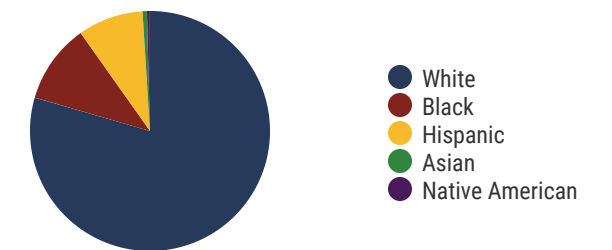
Funding Sources



Student Population



Racial Demographics



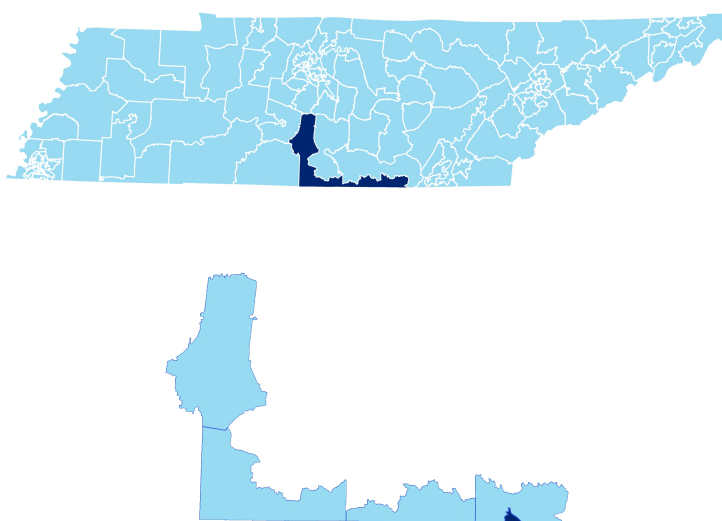


TENNESSEE
COMPTROLLER
OF THE TREASURY

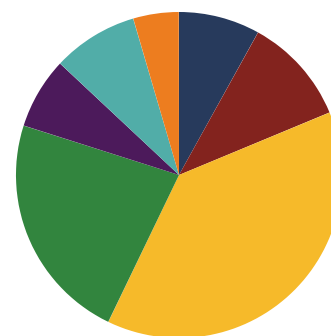


REPRESENTATIVE
 RICK TILLIS

District 92




Education Attainment



- Less than 9th grade
- 9-12th grade, No Diploma
- High School Graduate, including equivalency
- Some College, No Degree
- Associate's Degree
- Bachelor's Degree
- Graduate/Professional Degree

Richard City Schools (1 of 1 Schools)

- Richard Hardy Memorial School



1
 Schools



249
 Average Daily
 Membership



\$41,354
 average teacher salary
 State Average: \$50,958



100%
 Graduation Rate
 State Rate: 89.1%



19.9
 Average ACT Score
 State Average: 20.2



57.1%
 College Going Rate
 State Rate: 63.4%



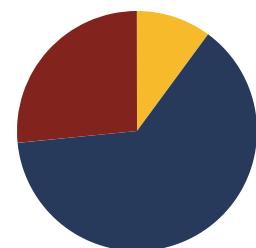
0
 Private Schools
 State Count: 599

Richard City Schools

2018 District Designation:

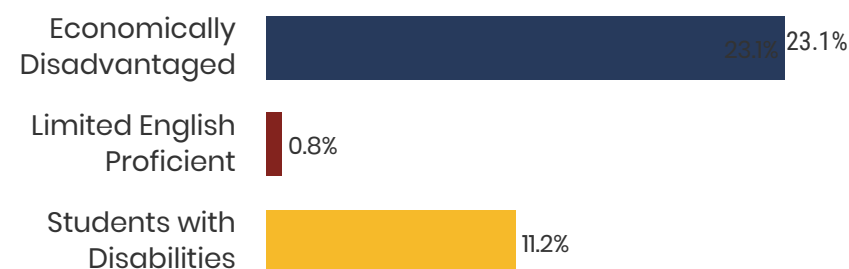
SATISFACTORY

Funding Sources

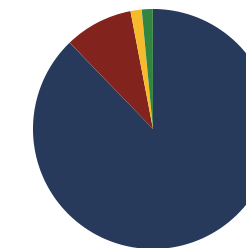


- Federal
- State
- Local

Student Population



Racial Demographics



- White
- Black
- Hispanic
- Asian

