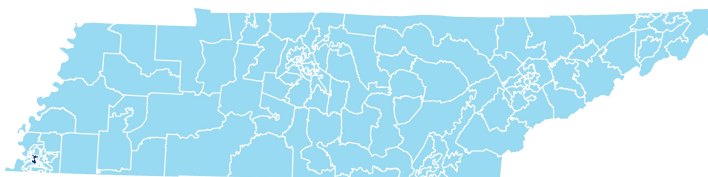
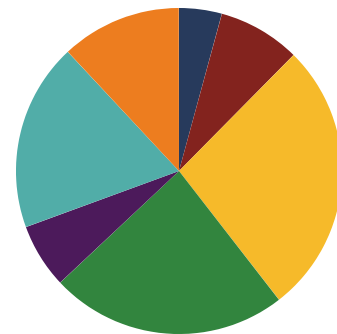


REPRESENTATIVE  
G.A. HARDAWAY

## District 93




## Education Attainment



- Less than 9th grade
- 9-12th grade, No Diploma
- High School Graduate, including equivalency
- Some College, No Degree
- Associate's Degree
- Bachelor's Degree
- Graduate/Professional Degree

## Shelby County Schools (18 of 200 Schools)

- Arrow Academy of Excellence
- Aurora Collegiate Academy
- Berclair Elementary
- Bethel Grove Elementary
- Cherokee Elementary
- Dunbar Elementary
- East High
- Grahamwood Elementary
- Maxine Smith STEAM Academy
- Melrose High
- Middle College High
- Promise Academy
- Sharpe Elementary
- Sherwood Elementary
- Sherwood Middle
- Springdale Elementary
- Treadwell Elementary
- Treadwell Middle School



200  
Schools



114,954  
Average Daily  
Membership



\$56,480  
average teacher salary  
State Average: \$50,958



79.2%  
Graduation Rate  
State Rate: 89.1%



17.7  
Average ACT Score  
State Average: 20.2



63.5%  
College Going Rate  
State Rate: 63.4%



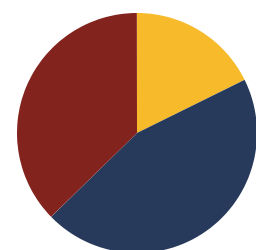
11  
Private Schools  
State Count: 599

## Shelby County Schools

2018 District Designation:

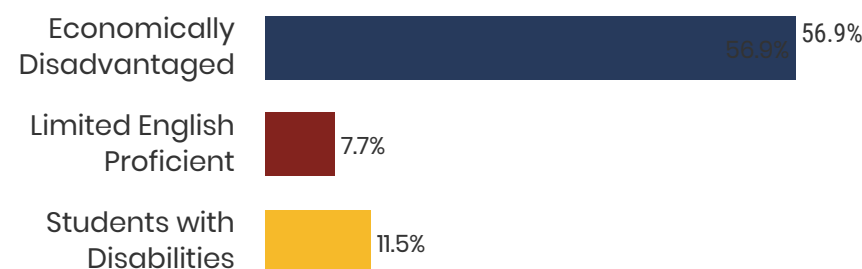
ADVANCING

## Funding Sources

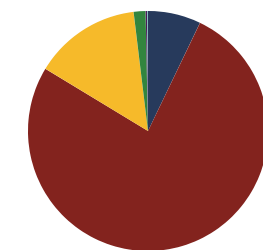


- Federal
- State
- Local

## Student Population



## Racial Demographics



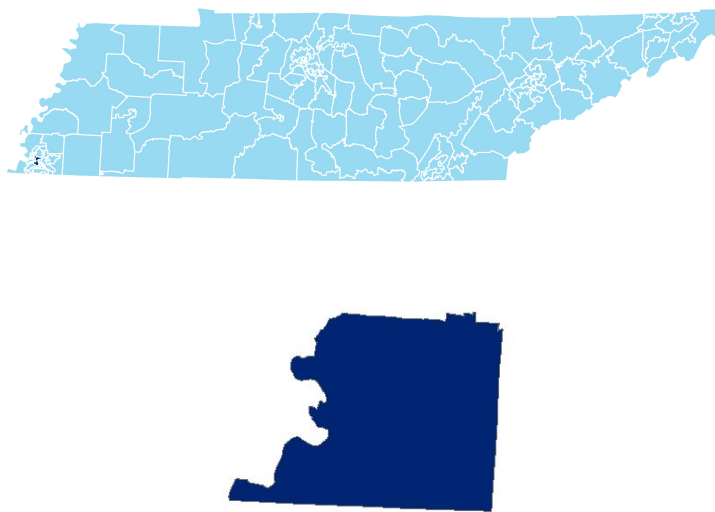
- White
- Black
- Hispanic
- Asian
- Native American
- Hawaiian/Pacific Islander



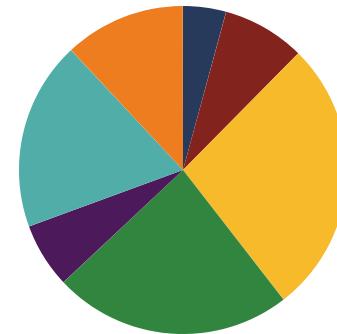
TENNESSEE  
COMPTROLLER  
OF THE TREASURY



## District 93



## Education Attainment




- Less than 9th grade
- 9-12th grade, No Diploma
- High School Graduate, including equivalency
- Some College, No Degree
- Associate's Degree
- Bachelor's Degree
- Graduate/Professional Degree

## Achievement School District Schools (4 of 32 schools)

- Aspire Hanley Elementary
- Aspire Middle School
- Cornerstone Prep - Lester Campus
- Lester Prep

## Achievement School District Schools



32  
Schools



10,979  
Average Daily  
Membership



N/A  
average teacher salary  
State Average: \$50,958



53.2%  
Graduation Rate  
State Rate: 89.1%



15.5  
Average ACT Score  
State Average: 20.2



63.5%  
College Going Rate  
State Rate: 63.4%

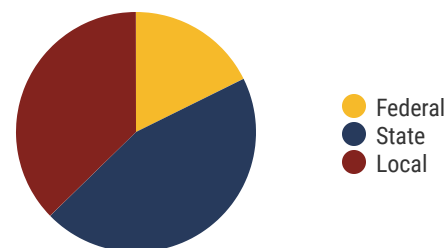


12  
Private Schools  
State Count: 599

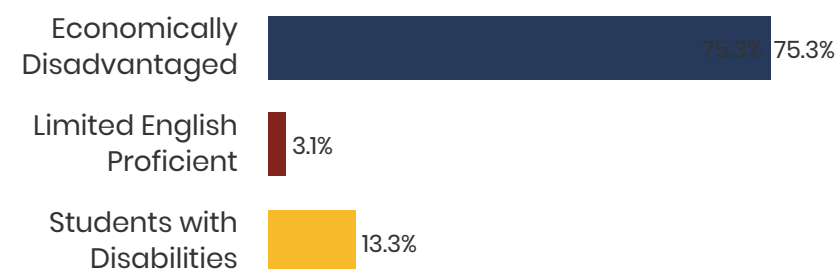
2018 District Designation:

**IN NEED OF  
IMPROVEMENT**

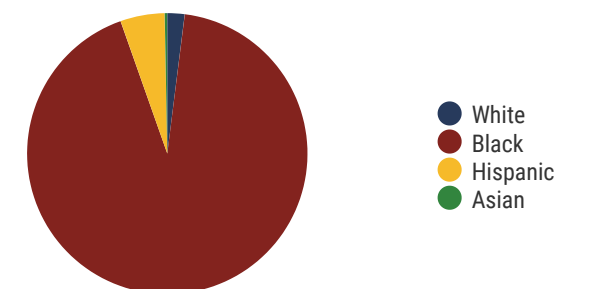
## Funding Sources



## Student Population



## Racial Demographics





TENNESSEE  
COMPTROLLER  
OF THE TREASURY