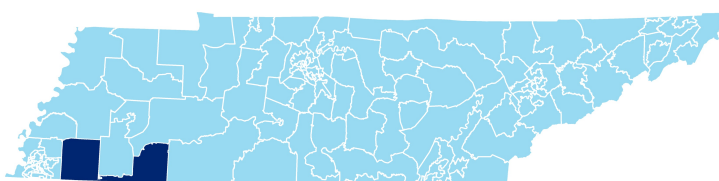


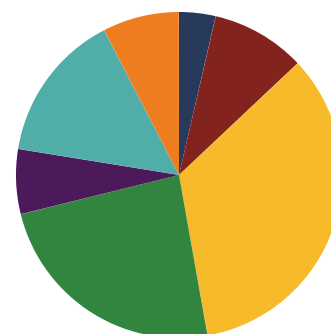


REPRESENTATIVE  
 RON GANT

## District 94




## Education Attainment



- Less than 9th grade
- 9-12th grade, No Diploma
- High School Graduate, including equivalency
- Some College, No Degree
- Associate's Degree
- Bachelor's Degree
- Graduate/Professional Degree

## Fayette County Schools (7 of 7 Schools)

- Buckley-Carpenter Elementary School
- East Jr. High School
- Fayette Ware Comprehensive High School
- La Grange Moscow Elementary
- Oakland Elementary
- Southwest Elementary
- West Junior High School



7  
 Schools



3,298  
 Average Daily  
 Membership



\$43,894  
 average teacher salary  
 State Average: \$50,958



93%  
 Graduation Rate  
 State Rate: 89.1%



17.3  
 Average ACT Score  
 State Average: 20.2



56.1%  
 College Going Rate  
 State Rate: 63.4%



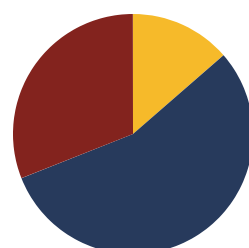
4  
 Private Schools  
 State Count: 599

## Fayette County Schools

2018 District Designation:

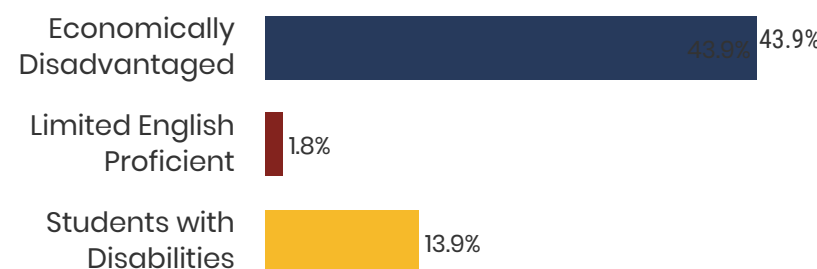
ADVANCING

## Funding Sources

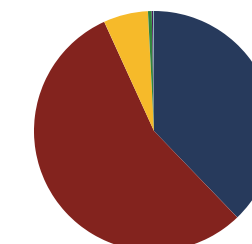


- Federal
- State
- Local

## Student Population



## Racial Demographics



- White
- Black
- Hispanic
- Asian
- Native American
- Hawaiian/Pacific Islander

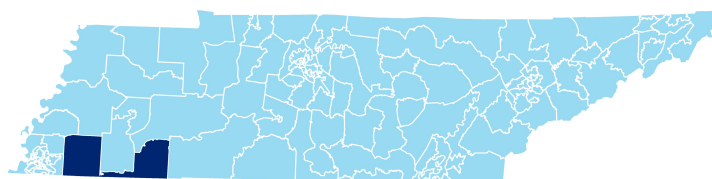


TENNESSEE  
COMPTROLLER  
OF THE TREASURY

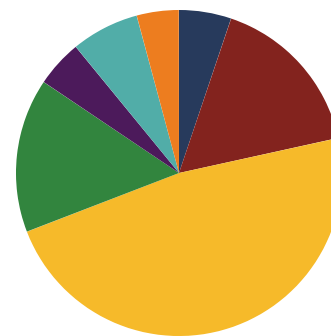


REPRESENTATIVE  
 RON GANT

## District 94




## Education Attainment



- Less than 9th grade
- 9-12th grade, No Diploma
- High School Graduate, including equivalency
- Some College, No Degree
- Associate's Degree
- Bachelor's Degree
- Graduate/Professional Degree

## Hardeman County Schools (1 of 9 Schools)

- Middleton High School



9  
 Schools



3,477  
 Average Daily  
 Membership



\$47,080  
 average teacher salary  
 State Average: \$50,099



84%  
 Graduation Rate  
 State Rate: 89.1%



19.2  
 Average ACT Score  
 State Average: 20.1



59%  
 College Going Rate  
 State Rate: 61.5%



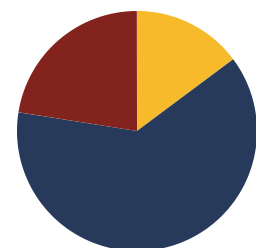
0  
 Private Schools  
 State Count: 599

## Hardeman County Schools

2018 District Designation:

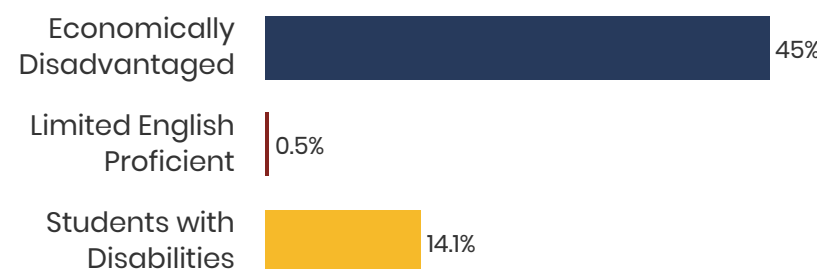
**SATISFACTORY**

## Funding Sources

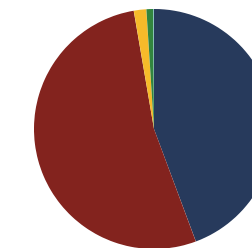


- Federal
- State
- Local

## Student Population



## Racial Demographics



- White
- Black
- Hispanic
- Asian
- Hawaiian/Pacific Islander

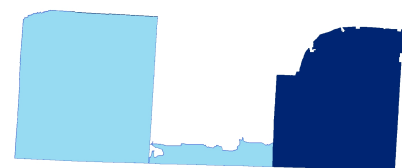
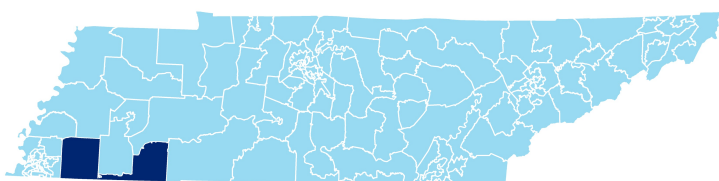


TENNESSEE  
COMPTROLLER  
OF THE TREASURY

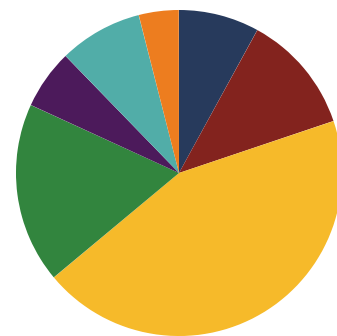


REPRESENTATIVE  
 RON GANT

## District 94




## Education Attainment



- Less than 9th grade
- 9-12th grade, No Diploma
- High School Graduate, including equivalency
- Some College, No Degree
- Associate's Degree
- Bachelor's Degree
- Graduate/Professional Degree

## McNairy Schools (8 of 8 Schools)

- Adamsville Elementary
- Adamsville Junior / Senior High School
- Bethel Springs Elementary
- McNairy Central High School
- Michie Elementary
- Ramer Elementary
- Selmer Elementary
- Selmer Middle School



**8**  
 Schools



**4,081**  
 Average Daily  
 Membership



**\$45,244**  
 average teacher salary  
 State Average: \$50,958



**95%**  
 Graduation Rate  
 State Rate: 89.1%



**19.2**  
 Average ACT Score  
 State Average: 20.2



**64.5%**  
 College Going Rate  
 State Rate: 63.4%



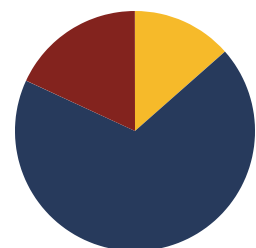
**2**  
 Private Schools  
 State Count: 599

## McNairy County Schools

2018 District Designation:

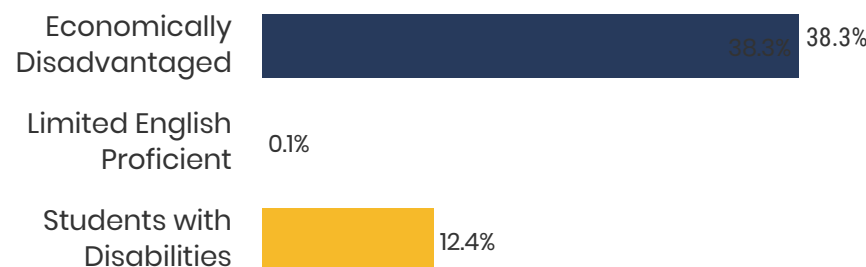
**IN NEED OF  
 IMPROVEMENT**

## Funding Sources

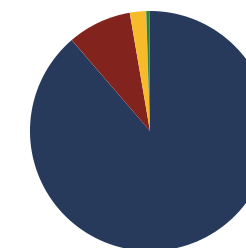


- Federal
- State
- Local

## Student Population



## Racial Demographics



- White
- Black
- Hispanic
- Asian
- Native American



TENNESSEE  
COMPTROLLER  
OF THE TREASURY