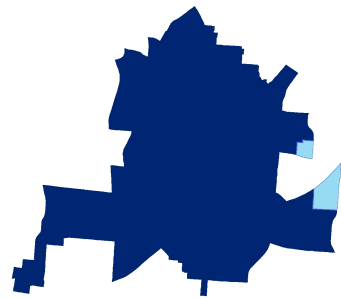
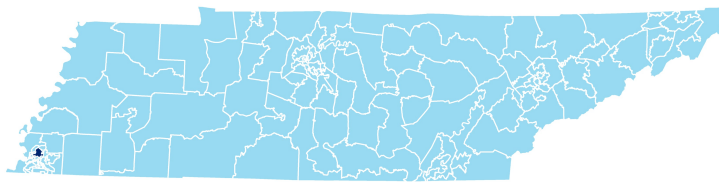


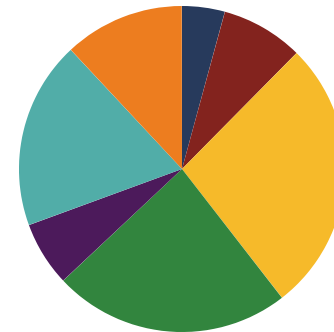


REPRESENTATIVE
 ANTONIO
 PARKINSON

District 98




Education Attainment



- Less than 9th grade
- 9-12th grade, No Diploma
- High School Graduate, including equivalency
- Some College, No Degree
- Associate's Degree
- Bachelor's Degree
- Graduate/Professional Degree

Shelby County Schools (17 of 200 Schools)

- Craigmont High
- Craigmont Middle
- Douglass Elementary/Middle
- Douglass High
- Egypt Elementary
- Jackson Elementary
- Kingsbury Elementary
- Kingsbury High
- Kingsbury Middle
- Granville T. Woods Academy of Innovation Charter School
- Memphis Academy Of Health Sciences
- Legacy Leadership Academy Inc.
- Memphis Virtual School
- Raleigh-Egypt High
- Scenic Hills Elementary
- Star Academy
- Wells Station Elementary



200
Schools



114,954
Average Daily
Membership



\$56,480
average teacher salary
State Average: \$50,958



79.2%
Graduation Rate
State Rate: 89.1%



17.7
Average ACT Score
State Average: 20.2



63.5%
College Going Rate
State Rate: 63.4%



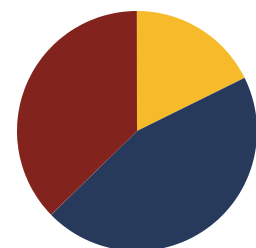
6
Private Schools
State Count: 599

Shelby County Schools

2018 District Designation:

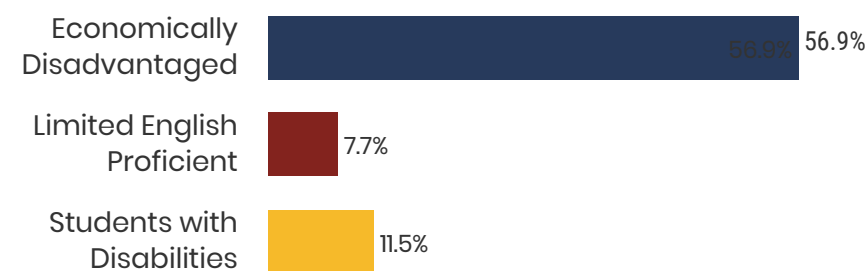
ADVANCING

Funding Sources

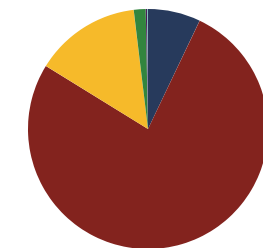


- Federal
- State
- Local

Student Population



Racial Demographics



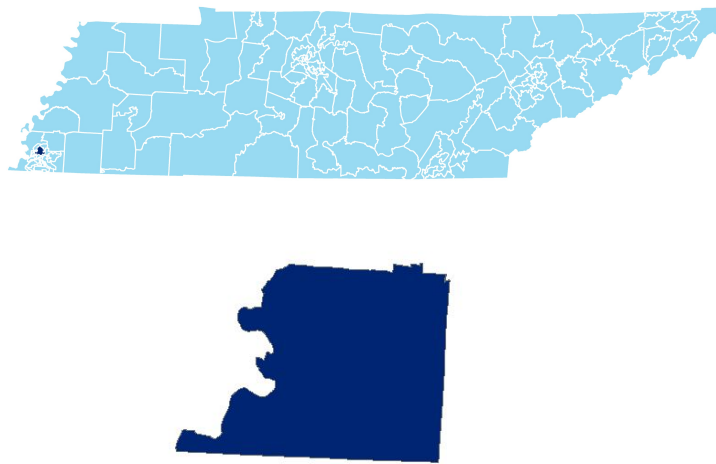
- White
- Black
- Hispanic
- Asian
- Native American
- Hawaiian/Pacific Islander



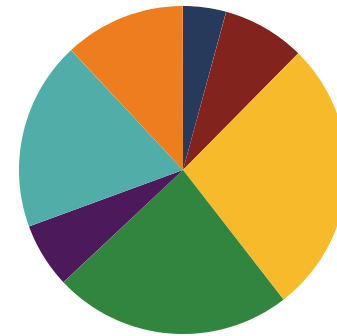
TENNESSEE
COMPTROLLER
OF THE TREASURY



District 98



Education Attainment




- Less than 9th grade
- 9-12th grade, No Diploma
- High School Graduate, including equivalency
- Some College, No Degree
- Associate's Degree
- Bachelor's Degree
- Graduate/Professional Degree

Achievement School District Schools (3 of 32 schools)

- Aspire Coleman
- KIPP Memphis Academy Elementary
- Promise Academy - Spring Hill

Achievement School District Schools



32
Schools



10,979
Average Daily
Membership



N/A
average teacher salary
State Average: \$50,958



53.2%
Graduation Rate
State Rate: 89.1%



15.5
Average ACT Score
State Average: 20.2



63.5%
College Going Rate
State Rate: 63.4%

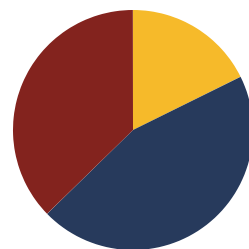


12
Private Schools
State Count: 599

2018 District Designation:

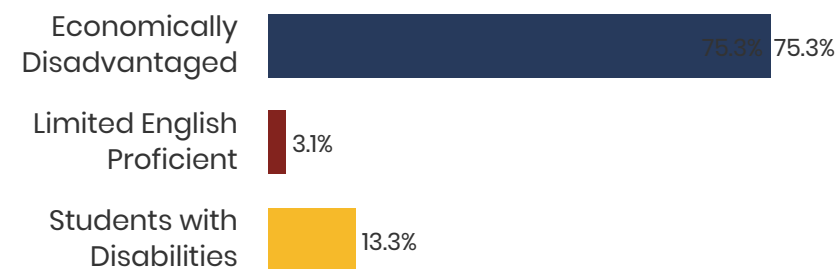
**IN NEED OF
IMPROVEMENT**

Funding Sources

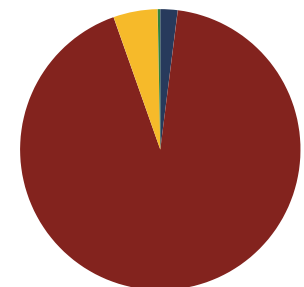


- Federal
- State
- Local

Student Population



Racial Demographics



- White
- Black
- Hispanic
- Asian



TENNESSEE
COMPTROLLER
OF THE TREASURY