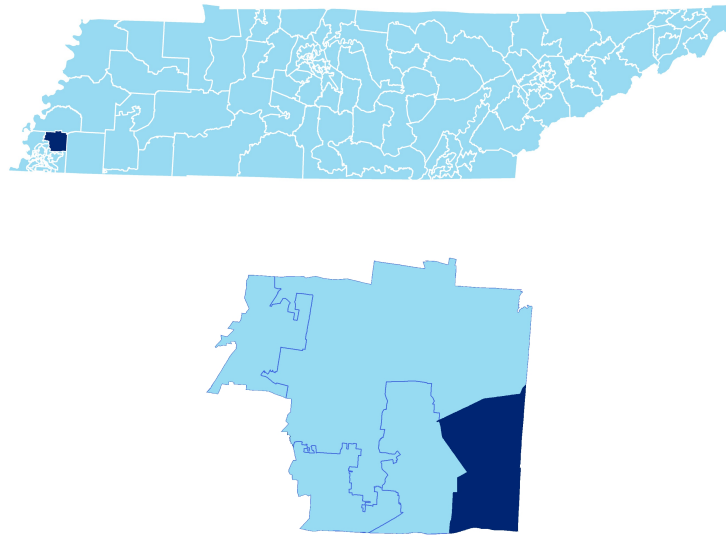
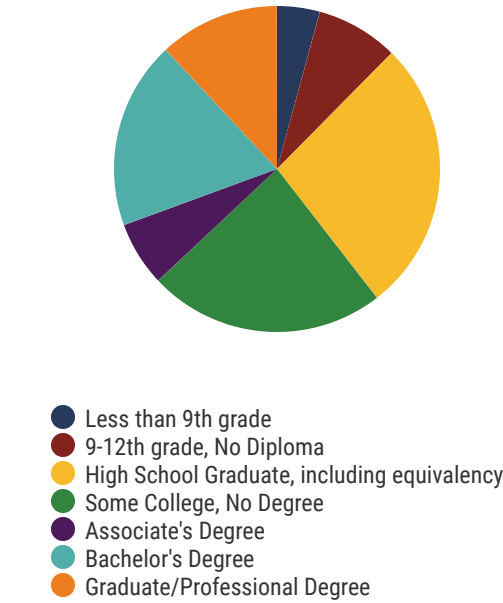




District 99




Education Attainment



Arlington City Schools (4 of 4 Schools)

- Arlington Elementary
- Arlington High
- Arlington Middle
- Donelson Elementary



4
Schools



4,569
Average Daily
Membership



\$60,635
average teacher salary
State Average: \$50,958

Arlington City Schools



97.2%
Graduation Rate
State Rate: 89.1%



23.6
Average ACT Score
State Average: 20.2



63.5%
College Going Rate
State Rate: 63.4%

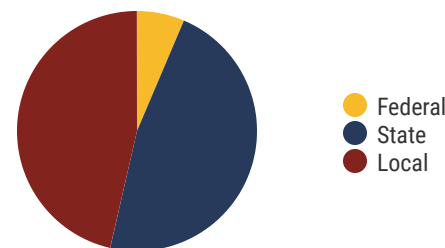


0
Private Schools
State Count: 599

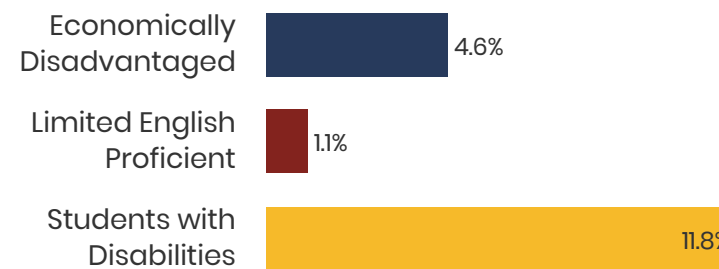
2018 District Designation:

ADVANCING

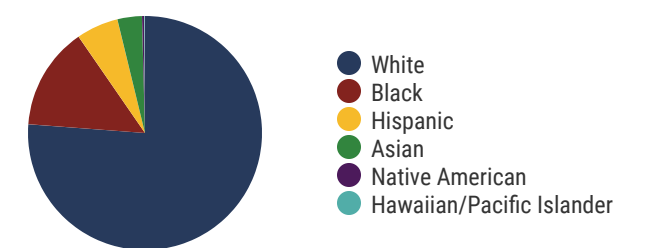
Funding Sources



Student Population



Racial Demographics

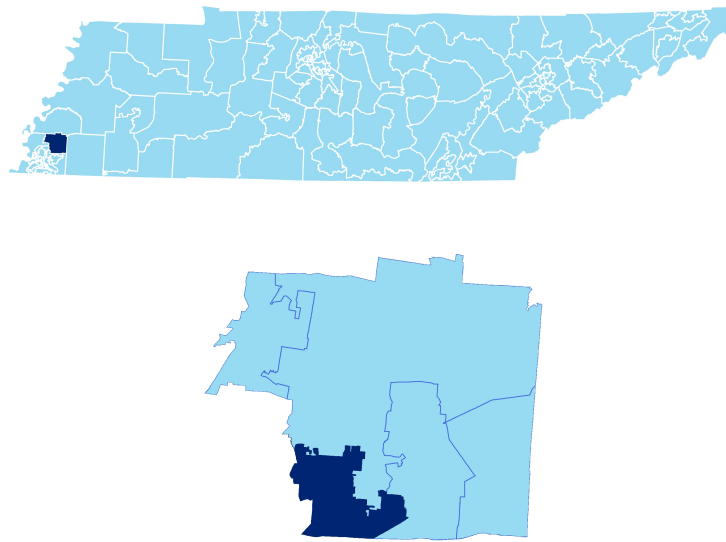




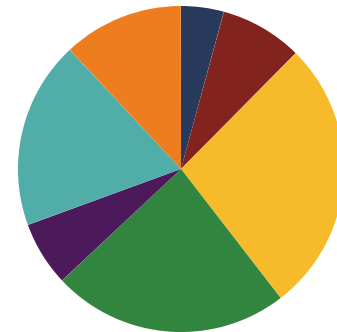
TENNESSEE
COMPTROLLER
OF THE TREASURY



District 99




Education Attainment



- Less than 9th grade
- 9-12th grade, No Diploma
- High School Graduate, including equivalency
- Some College, No Degree
- Associate's Degree
- Bachelor's Degree
- Graduate/Professional Degree

Bartlett City Schools (3 of 10 Schools)

- Appling Middle School
- Bon Lin Middle School
- Ellendale Elementary



10
Schools



8,974
Average Daily
Membership



\$57,889
average teacher salary
State Average: \$50,958



96.2%
Graduation Rate
State Rate: 89.1%



21.2
Average ACT Score
State Average: 20.2



63.5%
College Going Rate
State Rate: 63.4%



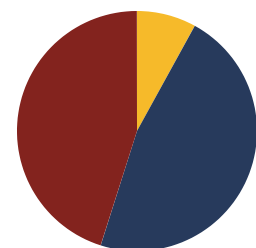
5
Private Schools
State Count: 599

Bartlett City Schools

2018 District Designation:

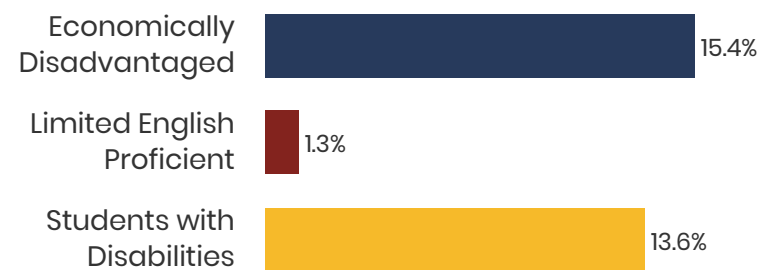
ADVANCING

Funding Sources

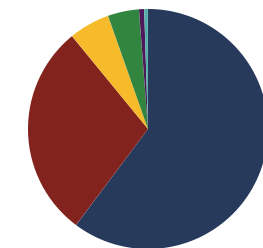


- Federal
- State
- Local

Student Population



Racial Demographics



- White
- Black
- Hispanic
- Asian
- Native American
- Hawaiian/Pacific Islander

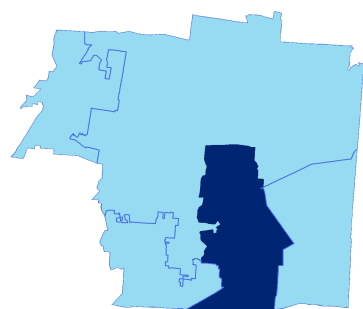
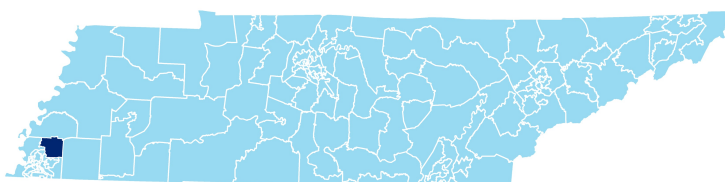


TENNESSEE
COMPTROLLER
OF THE TREASURY

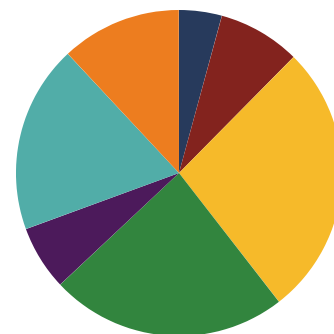


REPRESENTATIVE
 TOM
 LEATHERWOOD

District 99




Education Attainment



- Less than 9th grade
- 9-12th grade, No Diploma
- High School Graduate, including equivalency
- Some College, No Degree
- Associate's Degree
- Bachelor's Degree
- Graduate/Professional Degree

Lakeland City Schools (2 of 2 Schools)

- Lakeland Elementary School
- Lakeland Middle Preparatory School



2
 School



1,612
 Average Daily
 Membership



\$56,432
 average teacher salary
 State Average: \$50,958



N/A
 Graduation Rate
 State Rate: 89.1%



N/A
 Average ACT Score
 State Average: 20.2



63.5%
 College Going Rate
 State Rate: 63.4%



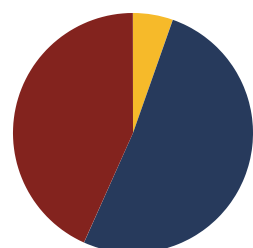
0
 Private Schools
 State Count: 599

Lakeland City Schools

2018 District Designation:

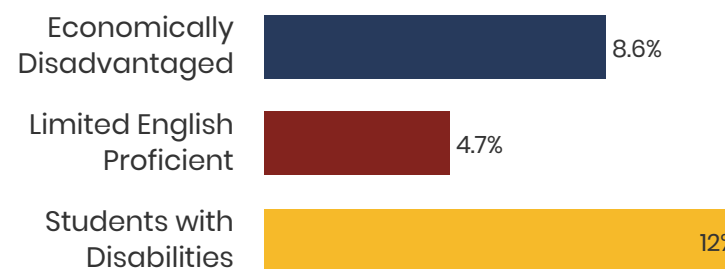
ADVANCING

Funding Sources

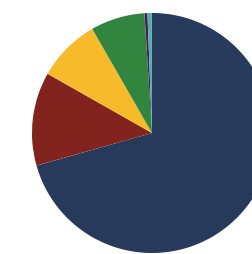


- Federal
- State
- Local

Student Population



Racial Demographics



- White
- Black
- Hispanic
- Asian
- Native American
- Hawaiian/Pacific Islander

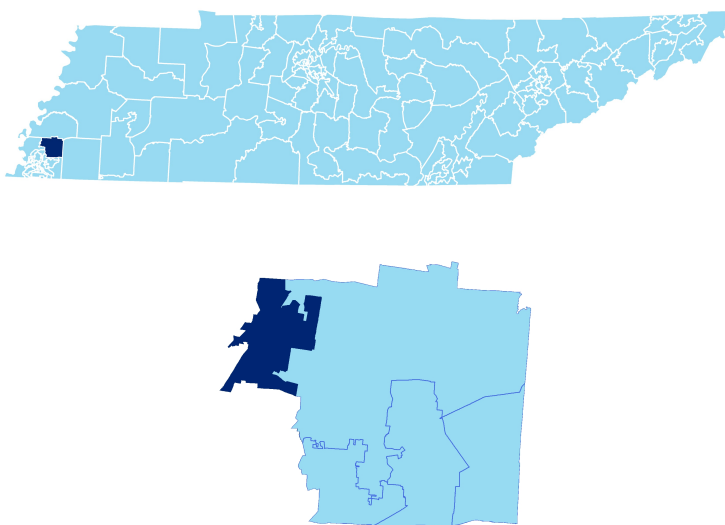


TENNESSEE
COMPTROLLER
OF THE TREASURY

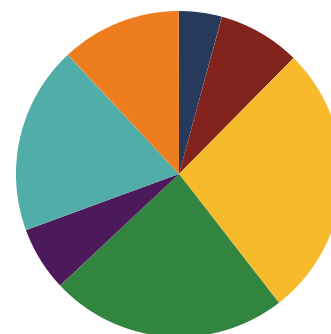


REPRESENTATIVE
 TOM
 LEATHERWOOD

District 99




Education Attainment



- Less than 9th grade
- 9-12th grade, No Diploma
- High School Graduate, including equivalency
- Some College, No Degree
- Associate's Degree
- Bachelor's Degree
- Graduate/Professional Degree

Millington City Schools (3 of 4 Schools)

- Millington Elementary School
- Millington Central High School
- Millington Middle School



4
Schools



2,491
Average Daily
Membership



\$55,945
average teacher salary
State Average: \$50,958

Millington City Schools



89.2%
Graduation Rate
State Rate: 89.1%



18.9
Average ACT Score
State Average: 20.2



63.5%
College Going Rate
State Rate: 63.4%

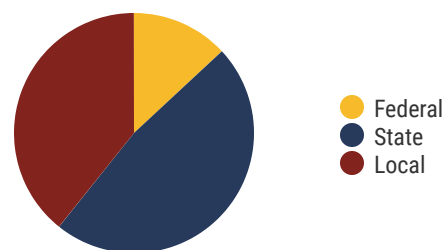


0
Private Schools
State Count: 599

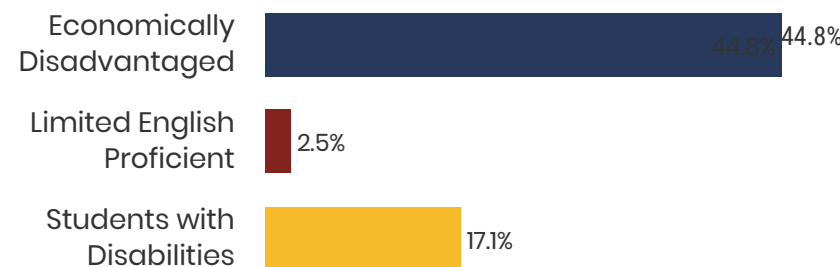
2018 District Designation:

SATISFACTORY

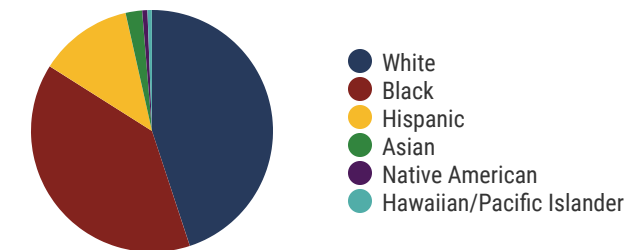
Funding Sources



Student Population



Racial Demographics



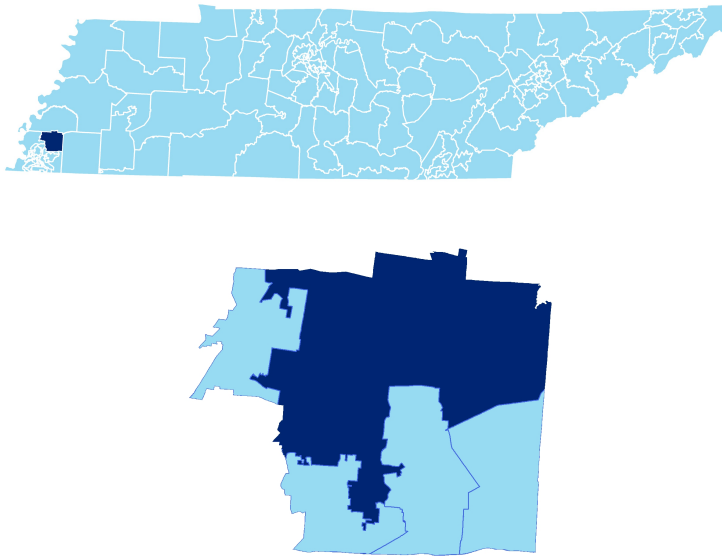


TENNESSEE
COMPTROLLER
OF THE TREASURY

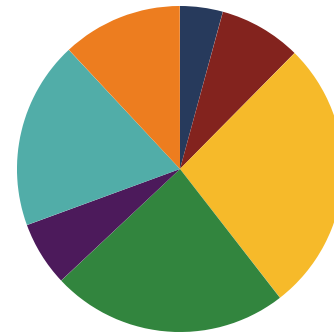


REPRESENTATIVE
 TOM
 LEATHERWOOD

District 99




Education Attainment



- Less than 9th grade
- 9-12th grade, No Diploma
- High School Graduate, including equivalency
- Some College, No Degree
- Associate's Degree
- Bachelor's Degree
- Graduate/Professional Degree

Shelby County Schools (2 of 200 Schools)

- Barret's Chapel Elementary/Middle
- Bolton High School



200
Schools



114,954
Average Daily
Membership



\$56,480
average teacher salary
State Average: \$50,958

Shelby County Schools



79.2%
Graduation Rate
State Rate: 89.1%



17.7
Average ACT Score
State Average: 20.2



63.5%
College Going Rate
State Rate: 63.4%

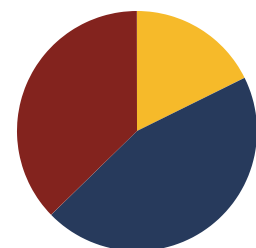


4
Private Schools
State Count: 599

2018 District Designation:

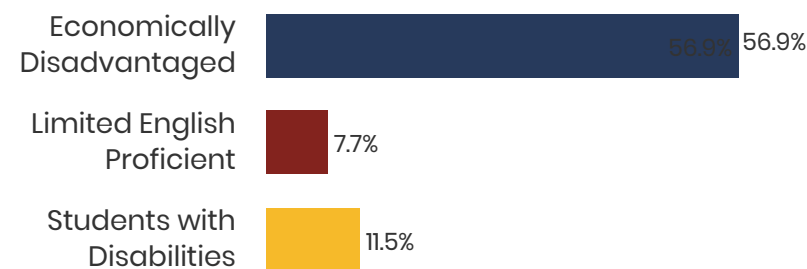
ADVANCING

Funding Sources

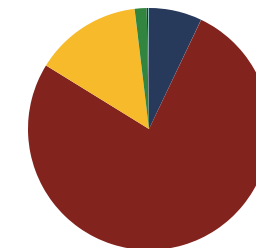


- Federal
- State
- Local

Student Population



Racial Demographics



- White
- Black
- Hispanic
- Asian
- Native American
- Hawaiian/Pacific Islander



TENNESSEE
COMPTROLLER
OF THE TREASURY