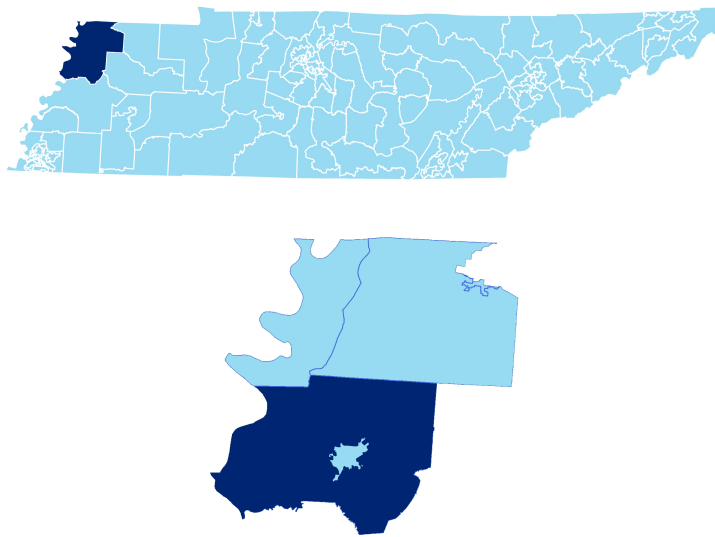


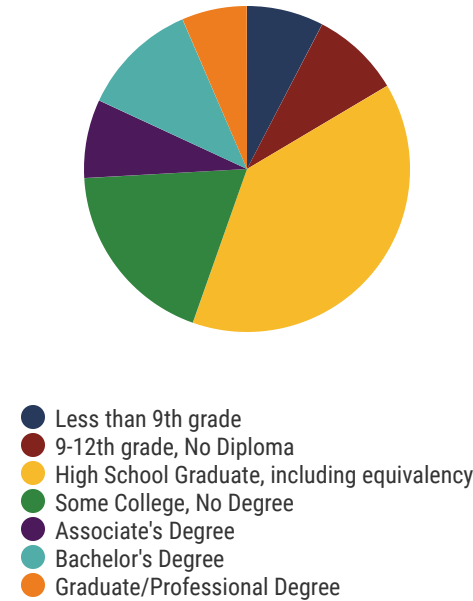
District 77 - Dyer County Schools Snapshot



District 77




Education Attainment



Dyer County Schools (8 of 8 Schools)

- Dyer County High School
- Fifth Consolidated School
- Finley Elementary
- Holice Powell Elementary
- Newbern Elementary School
- Northview Middle School
- Three Oaks Middle School
- Trimble Elementary



8
Schools



3,828
Average Daily
Membership



\$50,240
average teacher salary
State Average: \$50,958



94.9%
Graduation Rate
State Rate: 89.1%



20.7
Average ACT Score
State Average: 20.2



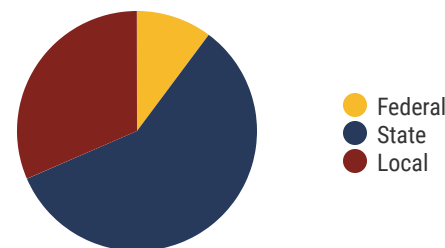
69.9%
College Going Rate
State Rate: 63.4%



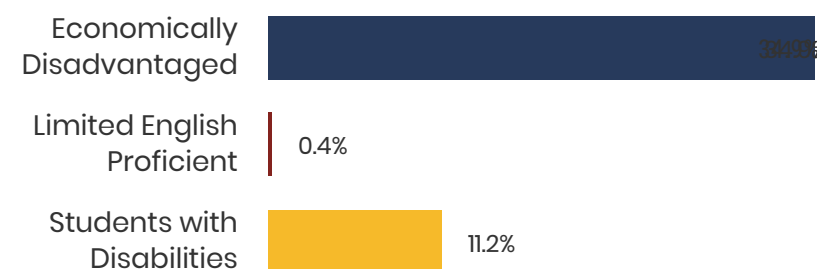
3
Private Schools
State Count: 599

Dyer County Schools

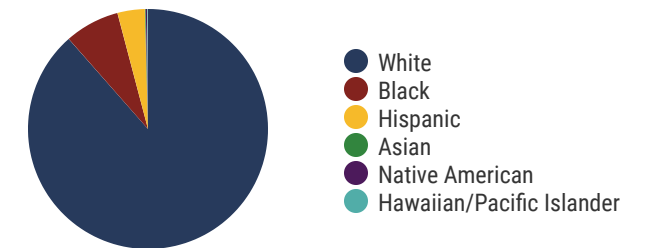
Funding Sources



Student Population



Racial Demographics



2018 District Designation:

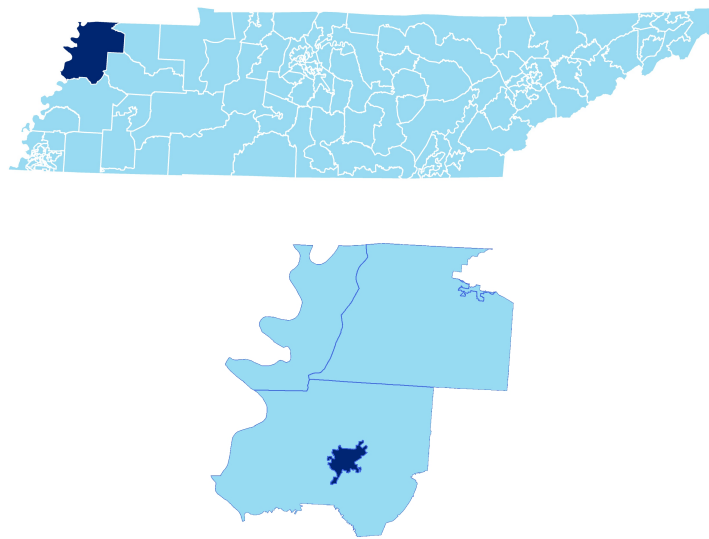
ADVANCING



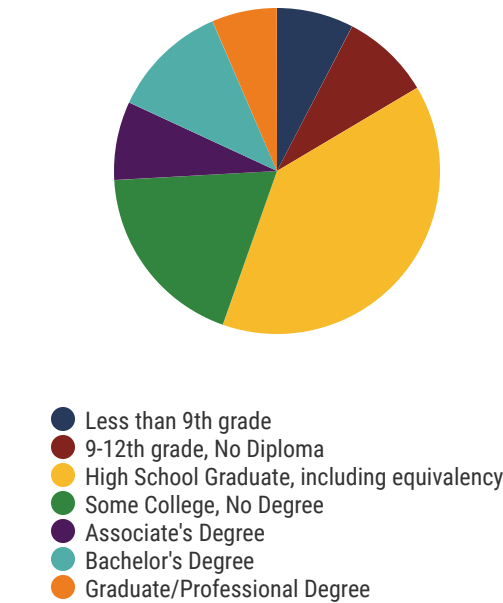
TENNESSEE
COMPTROLLER
OF THE TREASURY



District 77




Education Attainment



Dyersburg City Schools (4 of 4 Schools)

- Dyersburg High School
- Dyersburg Intermediate School
- Dyersburg Middle School
- Dyersburg Primary



4
Schools



2,522
Average Daily
Membership



\$52,745
average teacher salary
State Average: \$50,958



89.1%
Graduation Rate
State Rate: 89.1%



20.6
Average ACT Score
State Average: 20.2



69.9%
College Going Rate
State Rate: 63.4%



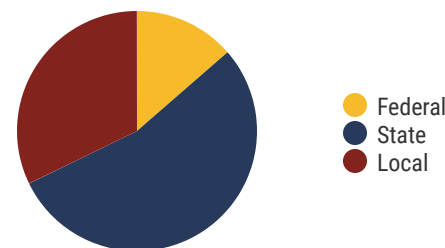
0
Private Schools
State Count: 599

Dyersburg City Schools

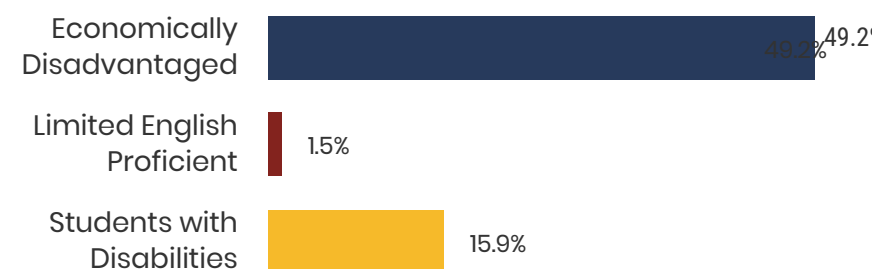
2018 District Designation:

ADVANCING

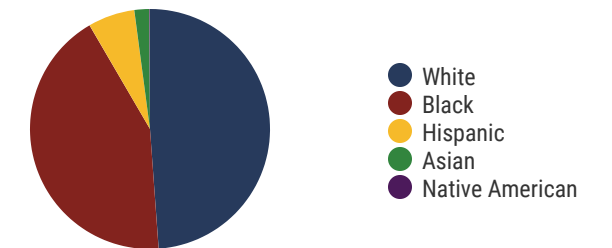
Funding Sources



Student Population



Racial Demographics

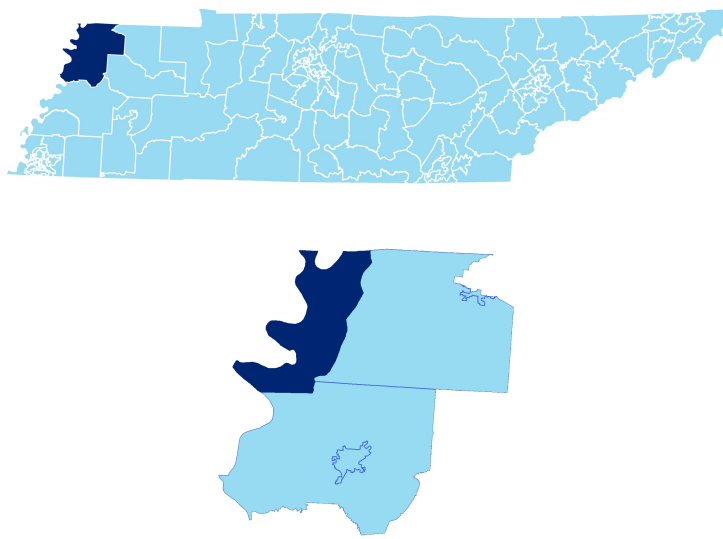




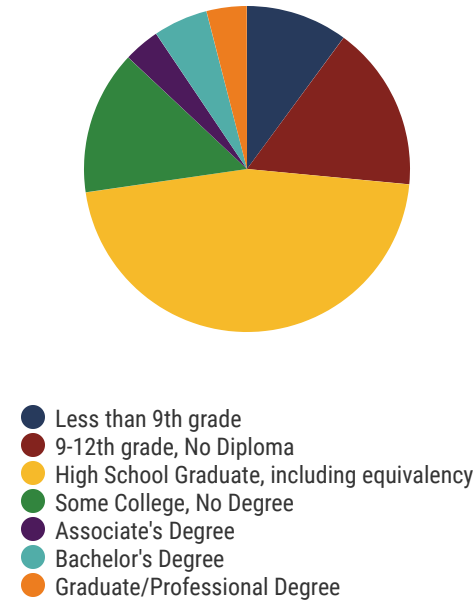
TENNESSEE
COMPTROLLER
OF THE TREASURY



District 77




Education Attainment



Lake County Schools (3 of 3 Schools)

- Lake County High School
- Lara Kendall Elementary
- Margaret Newton Elementary



3
Schools



743
Average Daily
Membership



\$42,518
average teacher salary
State Average: \$50,958



91.4%
Graduation Rate
State Rate: 89.1%



18.4
Average ACT Score
State Average: 20.2



45.1%
College Going Rate
State Rate: 63.4%



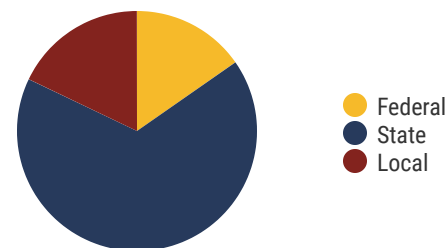
0
Private Schools
State Count: 599

Lake County Schools

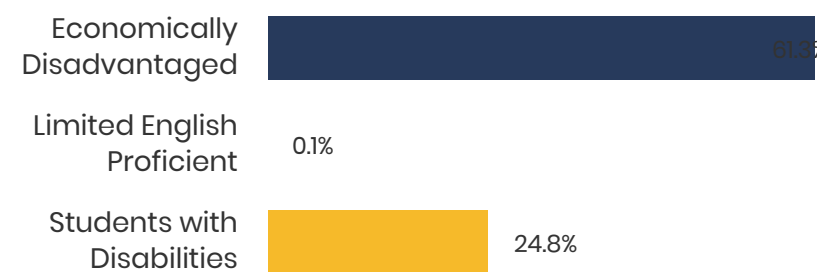
2018 District Designation:

ADVANCING

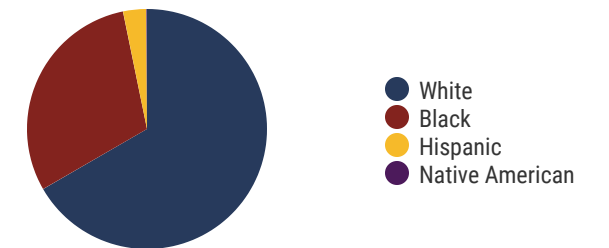
Funding Sources



Student Population



Racial Demographics



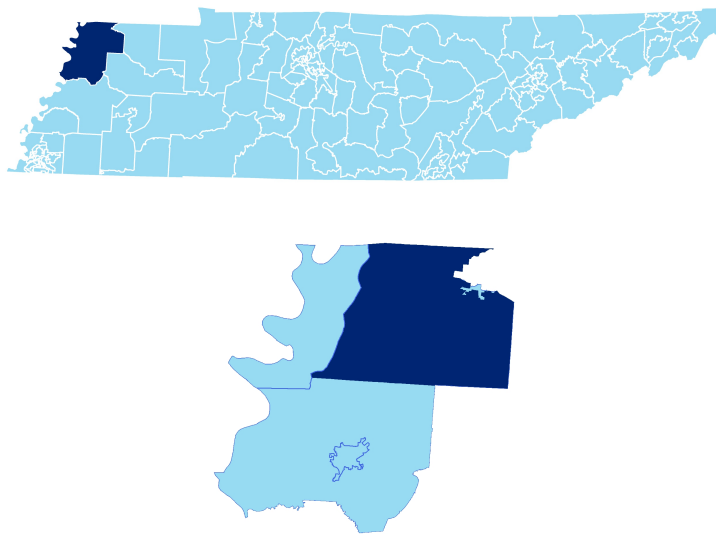


TENNESSEE
COMPTROLLER
OF THE TREASURY

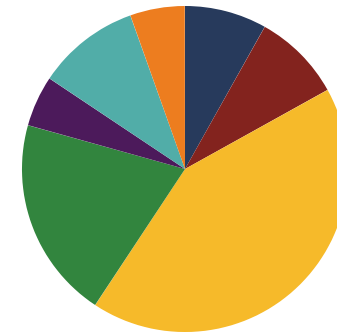


REPRESENTATIVE
CASEY HOOD

District 77




Education Attainment



- Less than 9th grade
- 9-12th grade, No Diploma
- High School Graduate, including equivalency
- Some College, No Degree
- Associate's Degree
- Bachelor's Degree
- Graduate/Professional Degree

Obion County Schools (5 of 7 Schools)

- Black Oak Elementary
- Hillcrest Elementary
- Lake Road Elementary
- Obion County Central High School
- Ridgemont Elementary



7
Schools



3,201
Average Daily
Membership



\$47,940
average teacher salary
State Average: \$50,958



86.6%
Graduation Rate
State Rate: 89.1%



20.7
Average ACT Score
State Average: 20.2



62.7%
College Going Rate
State Rate: 63.4%



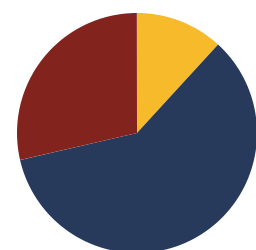
0
Private Schools
State Count: 599

Obion County Schools

2018 District Designation:

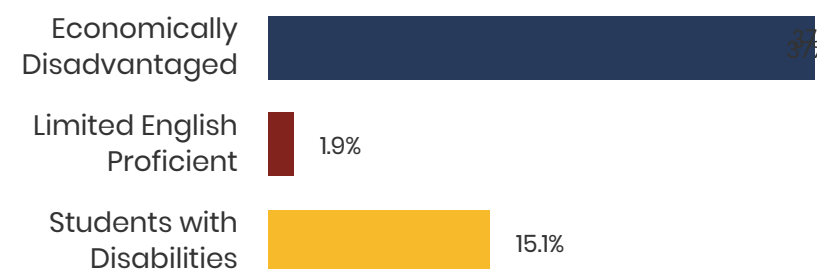
ADVANCING

Funding Sources

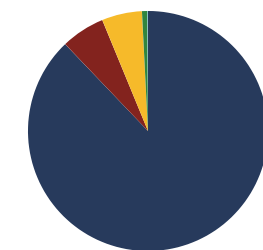


- Federal
- State
- Local

Student Population



Racial Demographics



- White
- Black
- Hispanic
- Asian
- Hawaiian/Pacific Islander



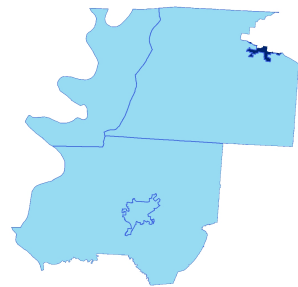
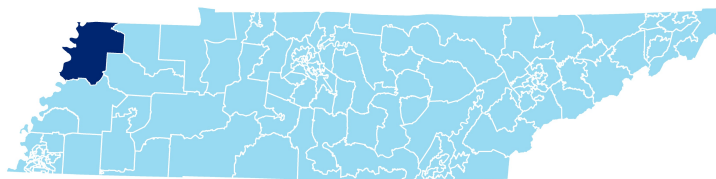
TENNESSEE
COMPTROLLER
OF THE TREASURY

District 77 - Union City Schools Snapshot

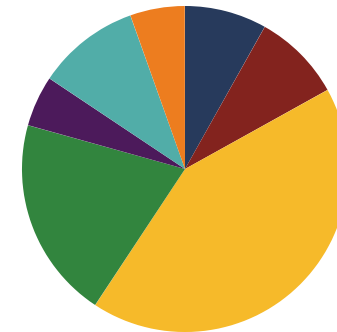


REPRESENTATIVE
 CASEY HOOD

District 77




Education Attainment



- Less than 9th grade
- 9-12th grade, No Diploma
- High School Graduate, including equivalency
- Some College, No Degree
- Associate's Degree
- Bachelor's Degree
- Graduate/Professional Degree

Union City Schools (2 of 3 Schools)

- Union City High School
- Union City Middle School



3
 Schools



1,600
 Average Daily
 Membership



\$49,654
 average teacher salary
 State Average: \$50,958

Union City Schools



94.1%
 Graduation Rate
 State Rate: 89.1%



22.4
 Average ACT Score
 State Average: 20.2



62.7%
 College Going Rate
 State Rate: 63.4%

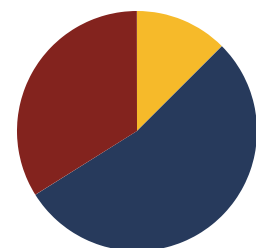


0
 Private Schools
 State Count: 599

2018 District Designation:

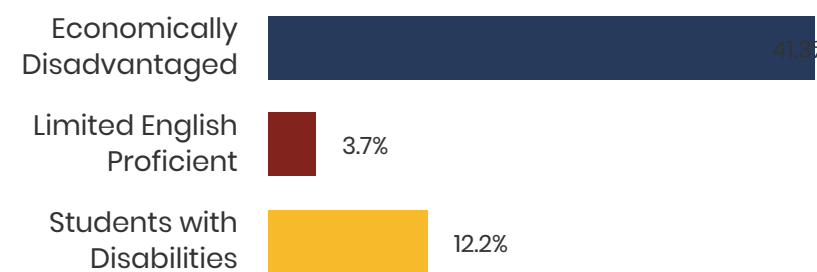
ADVANCING

Funding Sources

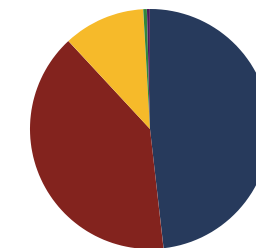


- Federal
- State
- Local

Student Population



Racial Demographics



- White
- Black
- Hispanic
- Asian
- Native American



TENNESSEE
COMPTROLLER
OF THE TREASURY