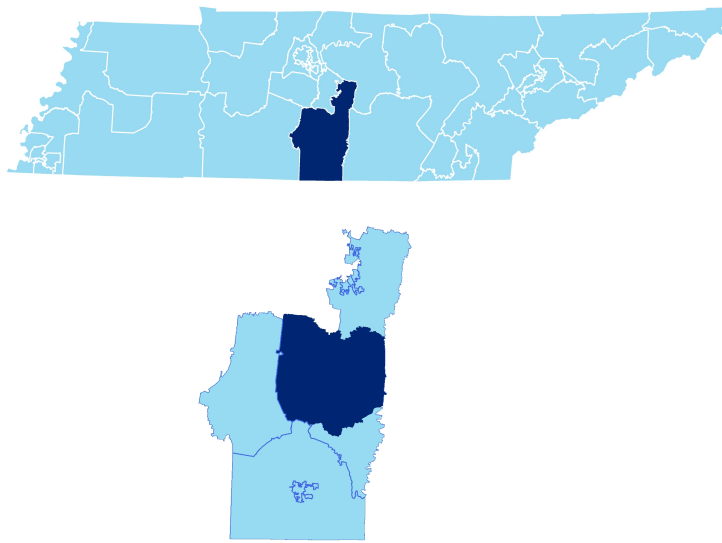
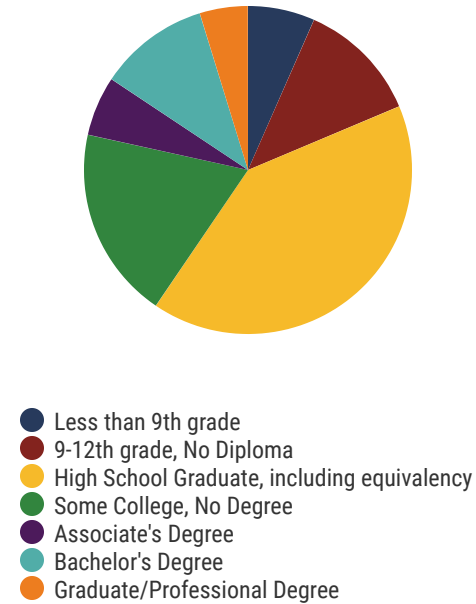




## District 14




## Education Attainment



## Bedford County Schools (14 of 14 schools)

- Liberty Elementary
- South Side Elementary
- East Side Elementary
- Learning Way Elementary
- Harris Middle School
- Thomas Magnet
- Shelbyville Central High School
- Eakin Elementary
- Cascade High School
- Cascade Middle School
- Cascade Elementary
- Community High School
- Community Middle School
- Community Elementary School



14  
Schools



8,551  
Average Daily  
Membership



\$47,519  
average teacher salary  
State Average: \$50,958

## Bedford County Schools



91.3%  
Graduation Rate  
State Rate: 89.1%



19.5  
Average ACT Score  
State Average: 20.2



53.9%  
College Going Rate  
State Rate: 63.4%

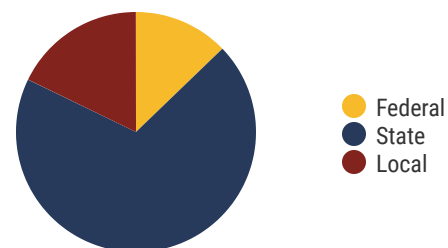


2  
Private Schools  
State Count: 599

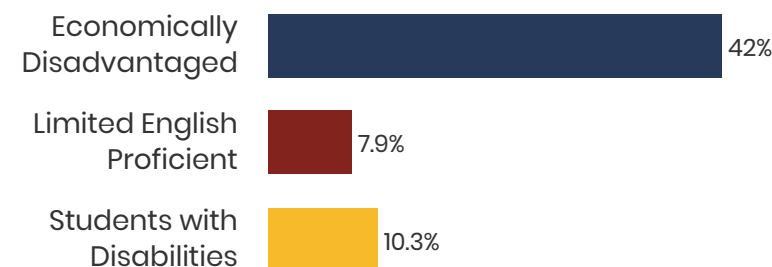
2018 District Designation:

**IN NEED OF  
IMPROVEMENT**

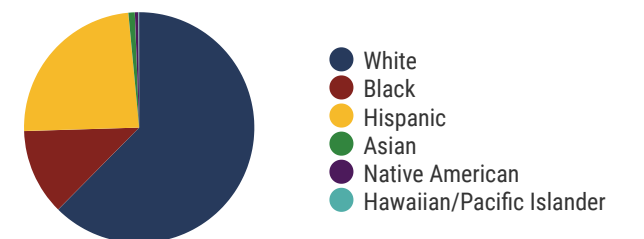
## Funding Sources



## Student Population

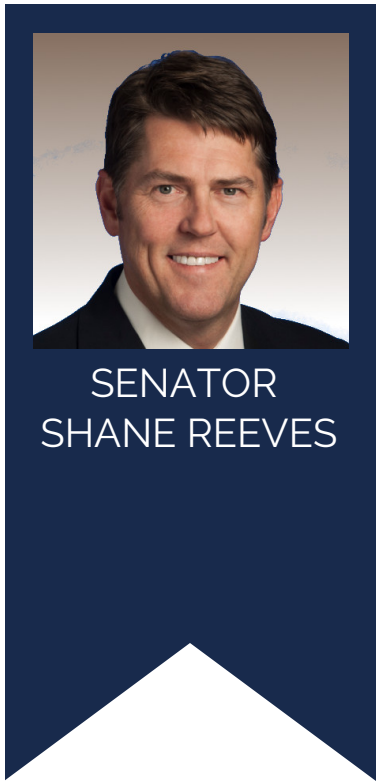


## Racial Demographics

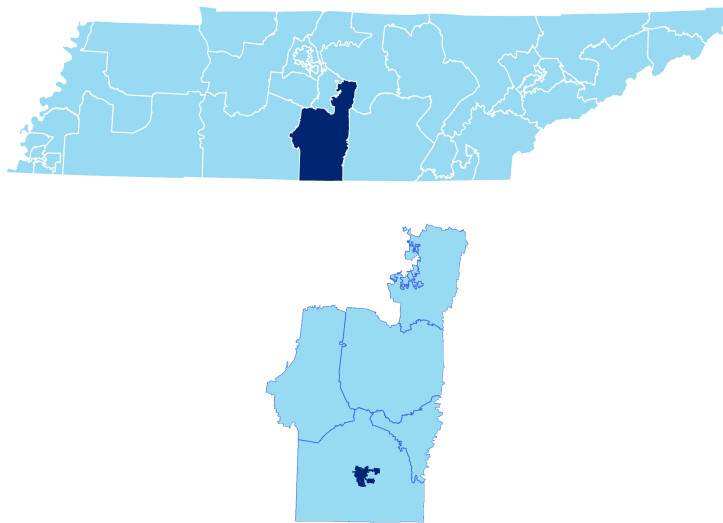




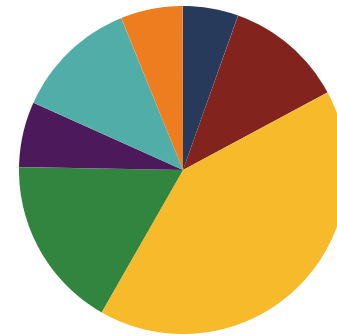
TENNESSEE  
COMPTROLLER  
OF THE TREASURY



## District 14




## Education Attainment



- Less than 9th grade
- 9-12th grade, No Diploma
- High School Graduate, including equivalency
- Some College, No Degree
- Associate's Degree
- Bachelor's Degree
- Graduate/Professional Degree

## Fayetteville City Schools (3 of 3 schools)

- Fayetteville Middle School
- Fayetteville High School
- Ralph Askins School



**3**  
Schools



**1,366**  
Average Daily  
Membership



**\$49,454**  
average teacher salary  
State Average: \$50,958



**98.8%**  
Graduation Rate  
State Rate: 89.1%



**20.4**  
Average ACT Score  
State Average: 20.2



**55.9%**  
College Going Rate  
State Rate: 63.4%



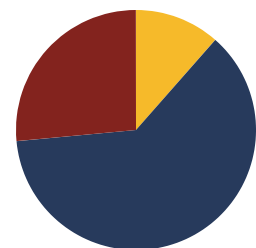
**3**  
Private Schools  
State Count: 599

## Fayetteville City Schools

2018 District Designation:

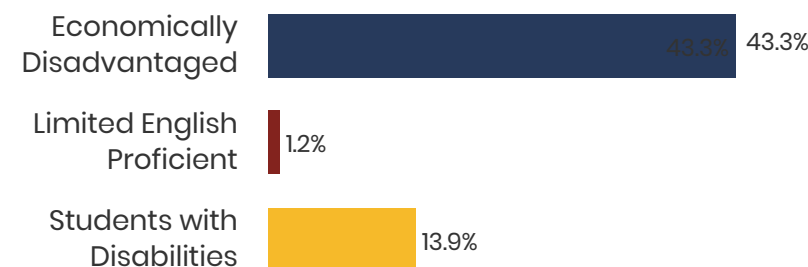
**SATISFACTORY**

## Funding Sources

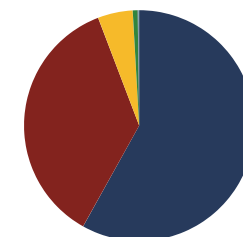


- Federal
- State
- Local

## Student Population



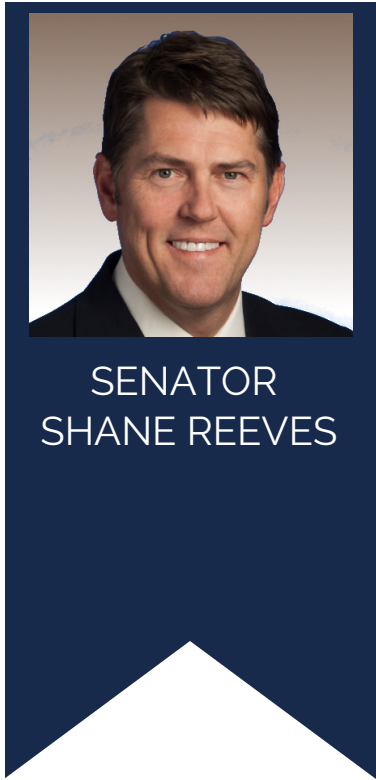
## Racial Demographics



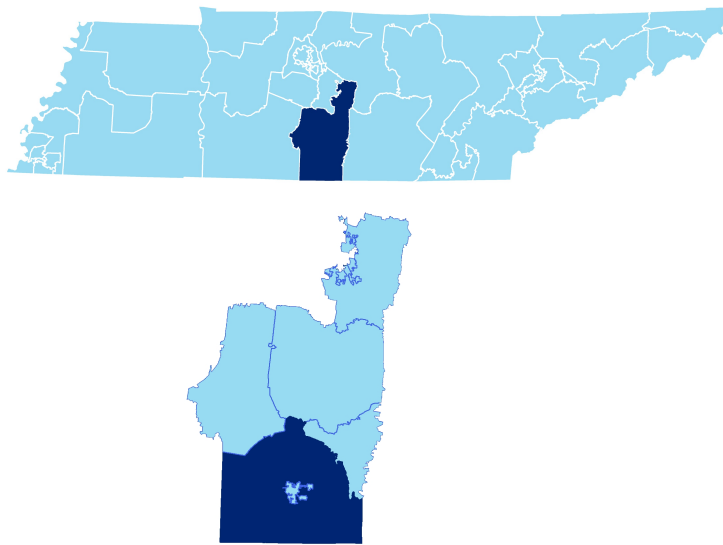
- White
- Black
- Hispanic
- Asian
- Native American
- Hawaiian/Pacific Islander



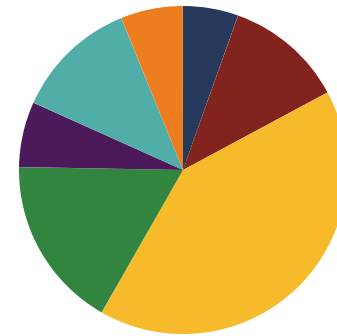
TENNESSEE  
COMPTROLLER  
OF THE TREASURY



## District 14




## Education Attainment



- Less than 9th grade
- 9-12th grade, No Diploma
- High School Graduate, including equivalency
- Some College, No Degree
- Associate's Degree
- Bachelor's Degree
- Graduate/Professional Degree

## Lincoln County Schools (7 of 7 schools)

- Blanche School
- South Lincoln School
- Flintville School
- Highland Rim School
- Lincoln County High School
- Lincoln County Ninth Grade Academy
- Unity School



7  
Schools



3,687  
Average Daily  
Membership



\$49,151  
average teacher salary  
State Average: \$50,958



94.9%  
Graduation Rate  
State Rate: 89.1%



20.5  
Average ACT Score  
State Average: 20.2



55.9%  
College Going Rate  
State Rate: 63.4%



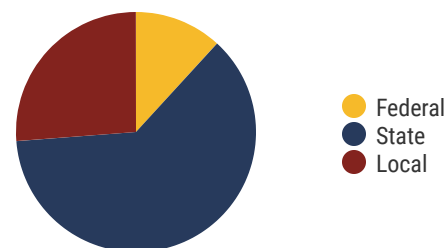
0  
Private Schools  
State Count: 599

## Lincoln County Schools

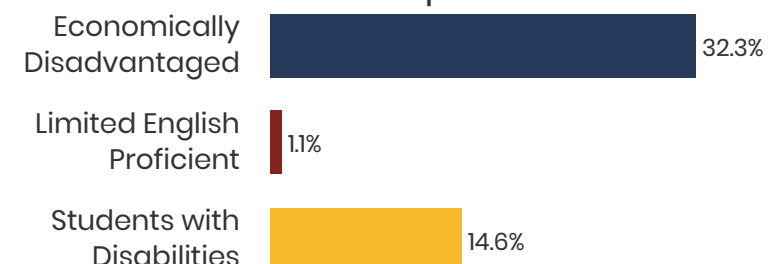
2018 District Designation:

**ADVANCING**

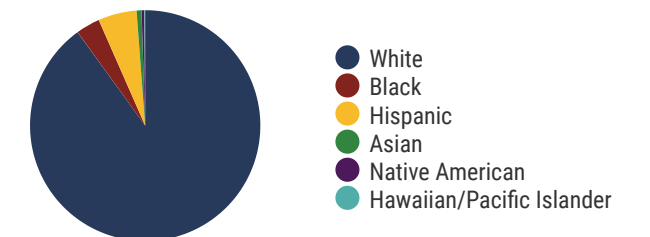
## Funding Sources



## Student Population



## Racial Demographics



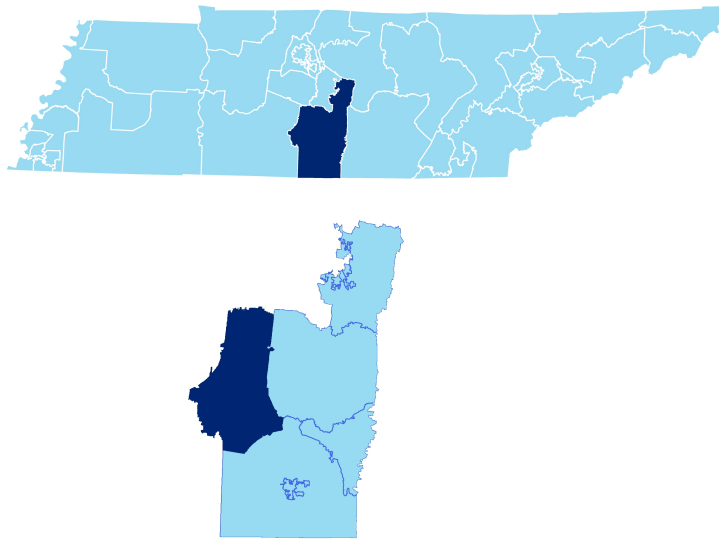


TENNESSEE  
COMPTROLLER  
OF THE TREASURY

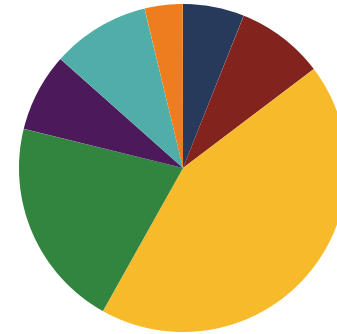




## District 14




## Education Attainment



- Less than 9th grade
- 9-12th grade, No Diploma
- High School Graduate, including equivalency
- Some College, No Degree
- Associate's Degree
- Bachelor's Degree
- Graduate/Professional Degree

## Marshall County Schools (10 of 10 schools)

- Cornersville School
- Cornersville Elementary
- Marshall Elementary
- Lewisburg Middle School
- Marshall Co High School
- Westhills Elementary
- Oak Grove Elementary
- Delk-Henson Intermediate School
- Chapel Hill Elementary
- Forrest School



**10**  
Schools



**5,443**  
Average Daily  
Membership



**\$49,359**  
average teacher salary  
State Average: \$50,958



**95%**  
Graduation Rate  
State Rate: 89.1%



**20**  
Average ACT Score  
State Average: 20.2



**60.4%**  
College Going Rate  
State Rate: 63.4%



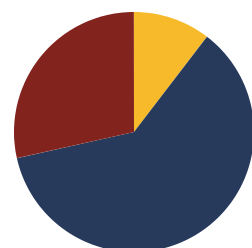
**0**  
Private Schools  
State Count: 599

## Marshall County Schools

2018 District Designation:

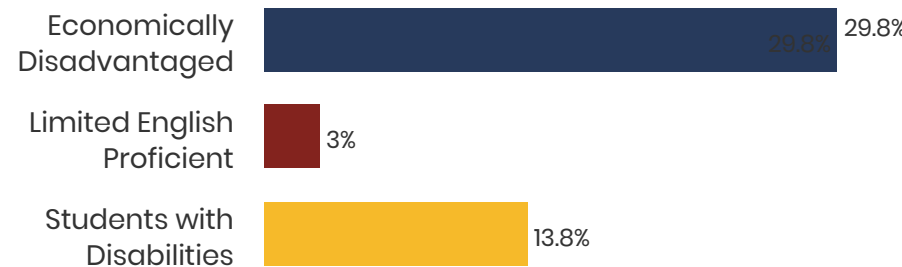
**ADVANCING**

## Funding Sources

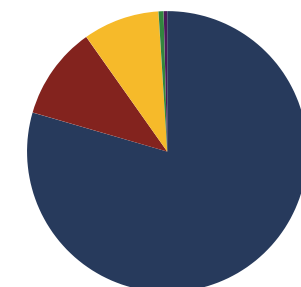


- Federal
- State
- Local

## Student Population



## Racial Demographics

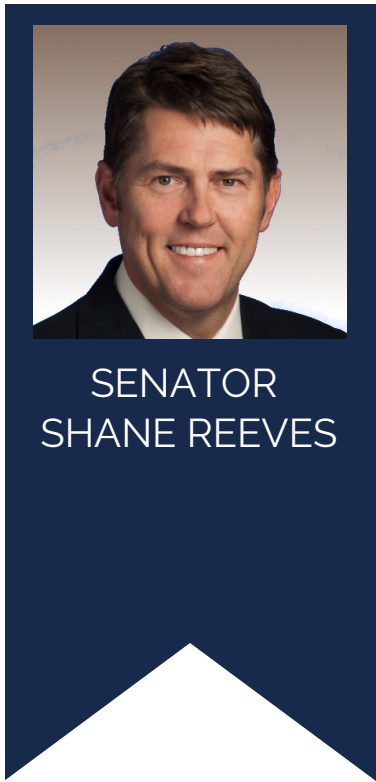


- White
- Black
- Hispanic
- Asian
- Native American

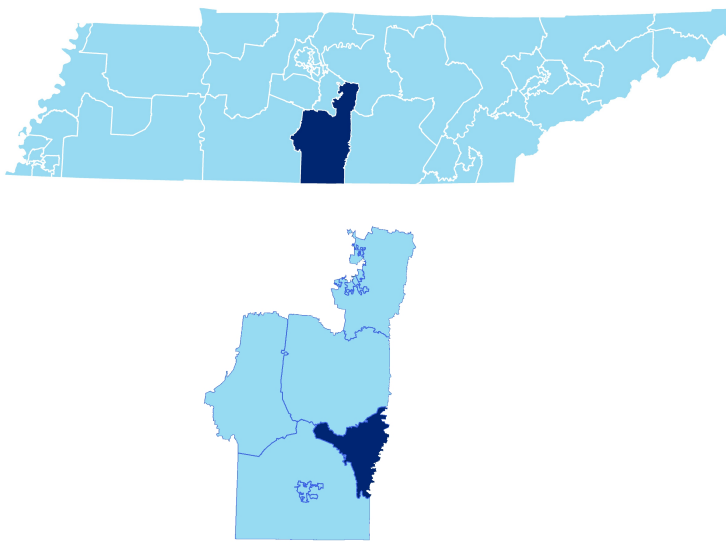


TENNESSEE  
COMPTROLLER  
OF THE TREASURY

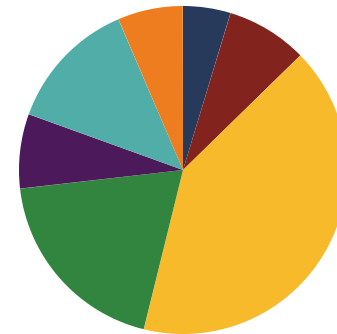




## District 14




## Education Attainment



- Less than 9th grade
- 9-12th grade, No Diploma
- High School Graduate, including equivalency
- Some College, No Degree
- Associate's Degree
- Bachelor's Degree
- Graduate/Professional Degree

## Moore County Schools (2 of 2 schools)

- Lynchburg Elementary
- Moore County High School



2 Schools



838 Average Daily Membership



\$48,695 average teacher salary  
 State Average: \$50,958



91% Graduation Rate  
 State Rate: 89.1%



20.6 Average ACT Score  
 State Average: 20.2



66.7% College Going Rate  
 State Rate: 63.4%



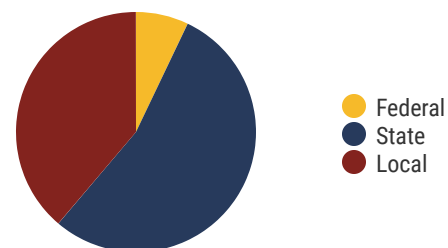
0 Private Schools  
 State Count: 599

## Moore County Schools

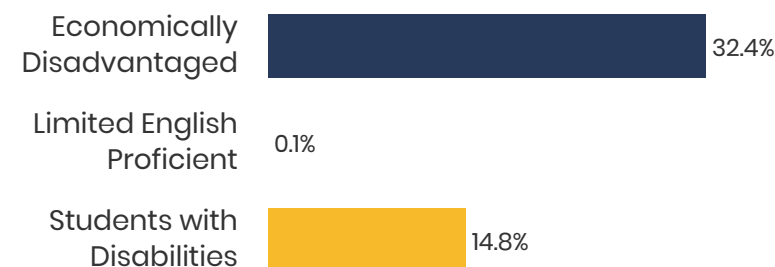
2018 District Designation:

**ADVANCING**

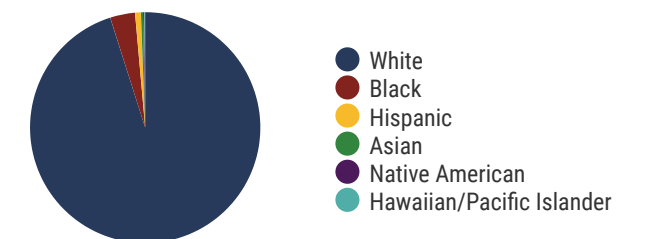
## Funding Sources



## Student Population



## Racial Demographics

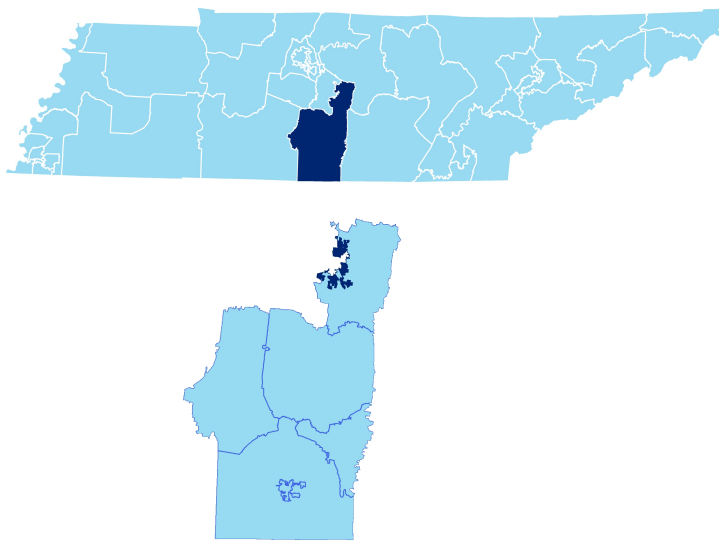




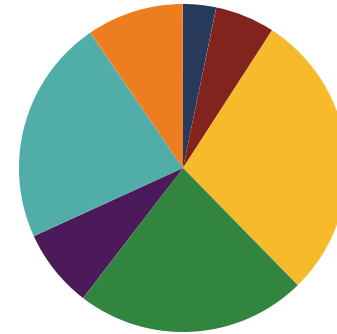
TENNESSEE  
COMPTROLLER  
OF THE TREASURY



## District 14




## Education Attainment



- Less than 9th grade
- 9-12th grade, No Diploma
- High School Graduate, including equivalency
- Some College, No Degree
- Associate's Degree
- Bachelor's Degree
- Graduate/Professional Degree

## Murfreesboro City Schools (4 of 12 schools)

- Black Fox Elementary
- Hobgood Elementary
- Northfield Elementary
- John Pittard Elementary



12  
Schools



8,362  
Average Daily  
Membership



\$54,072  
average teacher salary  
State Average: \$50,958



N/A  
Graduation Rate  
State Rate: 89.1%



N/A  
Average ACT Score  
State Average: 20.2



65.9%  
College Going Rate  
State Rate: 63.4%



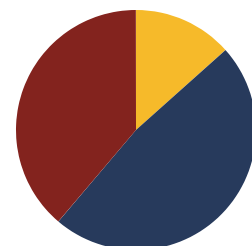
4  
Private Schools  
State Count: 599

## Murfreesboro City Schools

2018 District Designation:

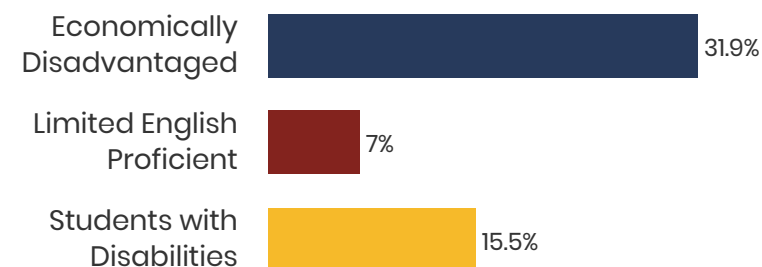
ADVANCING

## Funding Sources

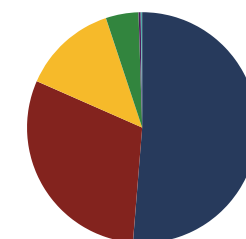


- Federal
- State
- Local

## Student Population



## Racial Demographics



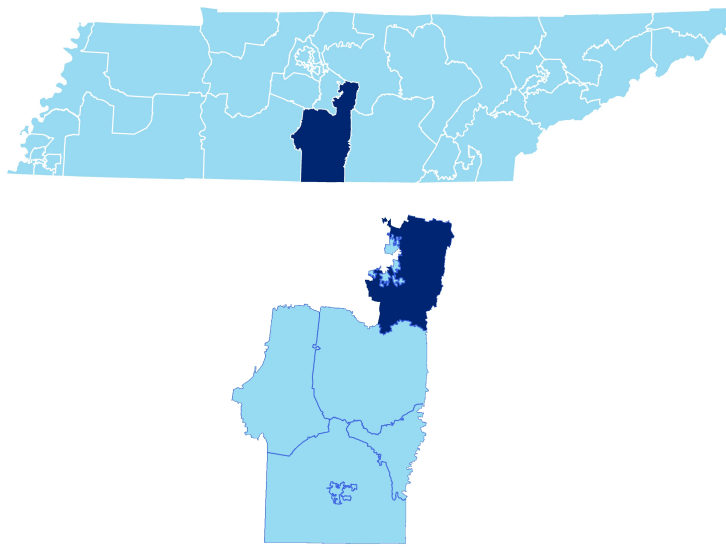
- White
- Black
- Hispanic
- Asian
- Native American
- Hawaiian/Pacific Islander



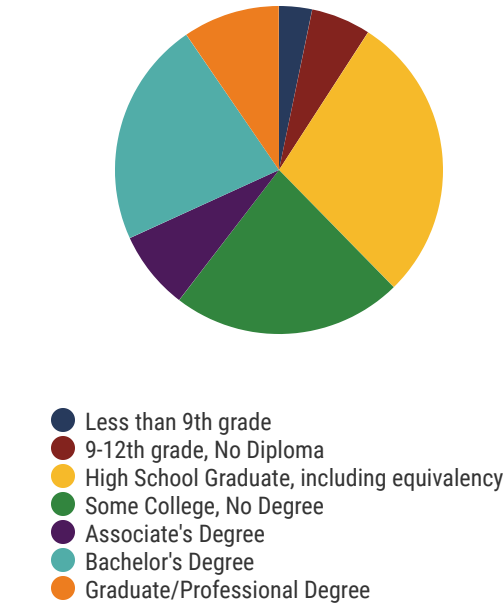
TENNESSEE  
COMPTROLLER  
OF THE TREASURY



## District 14




## Education Attainment



## Rutherford County Schools (10 of 45 schools)

- Christiana Elementary
- Christiana Middle School
- Buchanan Elementary
- Whitworth-Buchanan Middle School
- Barfield Elementary
- Kittrell Elementary
- Oakland High School
- Oakland Middle School
- Lascassas Elementary
- Walter Hill Elementary



45  
Schools



44,813  
Average Daily  
Membership



\$52,087  
average teacher salary  
State Average: \$50,958



95.6%  
Graduation Rate  
State Rate: 89.1%



21  
Average ACT Score  
State Average: 20.2



65.9%  
College Going Rate  
State Rate: 63.4%



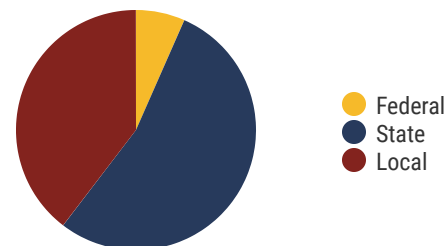
1  
Private Schools  
State Count: 599

## Rutherford County Schools

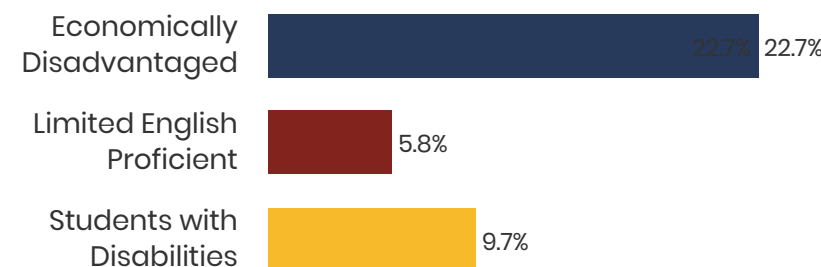
2018 District Designation:

**ADVANCING**

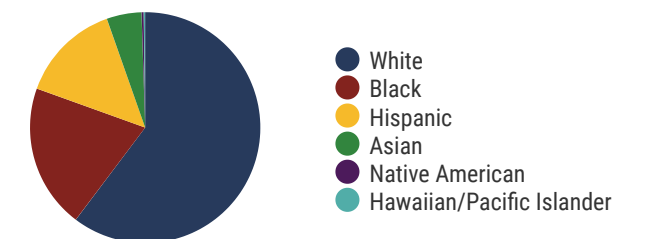
## Funding Sources



## Student Population



## Racial Demographics





TENNESSEE  
COMPTROLLER  
OF THE TREASURY