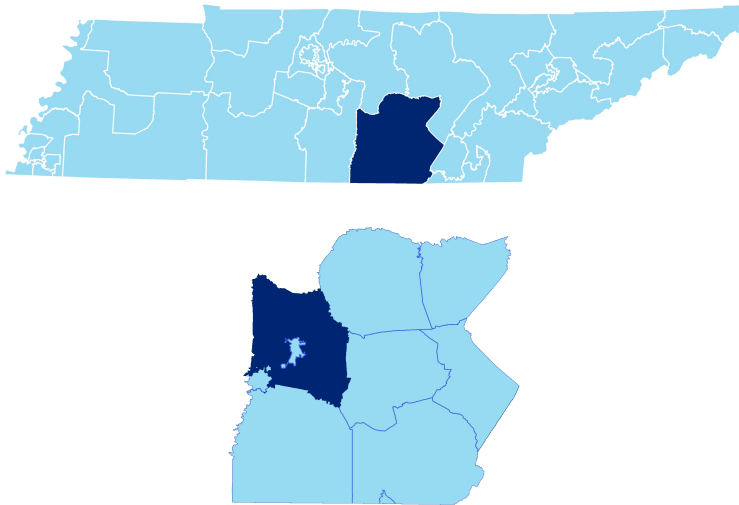
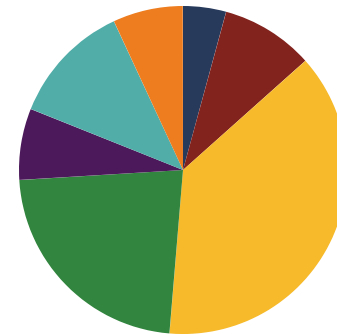




District 16




Education Attainment



- Less than 9th grade
- 9-12th grade, No Diploma
- High School Graduate, including equivalency
- Some College, No Degree
- Associate's Degree
- Bachelor's Degree
- Graduate/Professional Degree

Coffee County Schools (9 of 9 schools)

- Hickerson Elementary
- Hillsboro Elementary
- Coffee County Central High School
- Coffee County Raider Academy
- Coffee County Middle School
- New Union Elementary
- East Coffee Elementary
- North Coffee Elementary
- Deerfield Elementary School



9
 Schools



4,317
 Average Daily
 Membership



\$47,047
 average teacher salary
 State Average: \$50,958



92.8%
 Graduation Rate
 State Rate: 89.1%



19.4
 Average ACT Score
 State Average: 20.2



58%
 College Going Rate
 State Rate: 63.4%



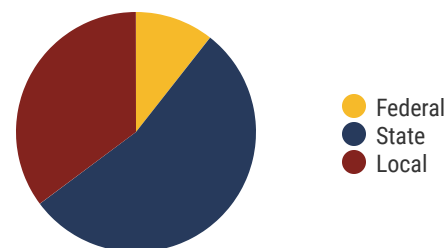
0
 Private Schools
 State Count: 599

Coffee County Schools

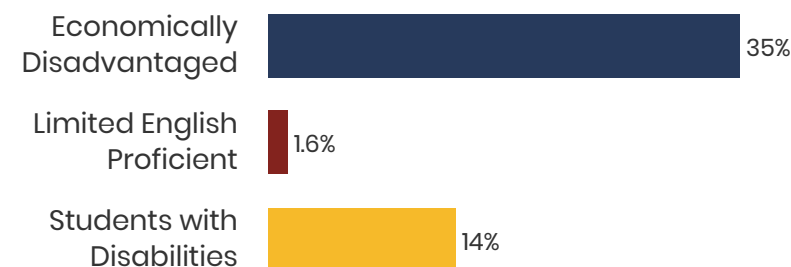
2018 District Designation:

**IN NEED OF
 IMPROVEMENT**

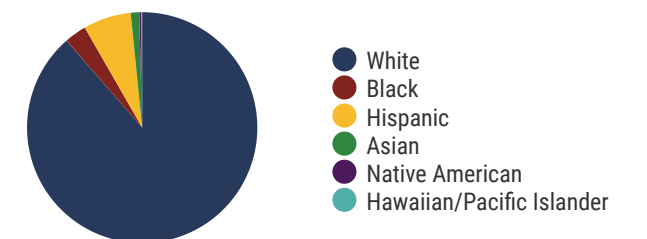
Funding Sources



Student Population

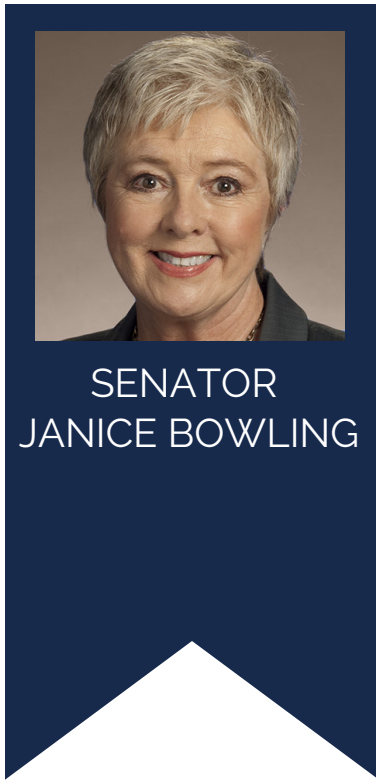


Racial Demographics

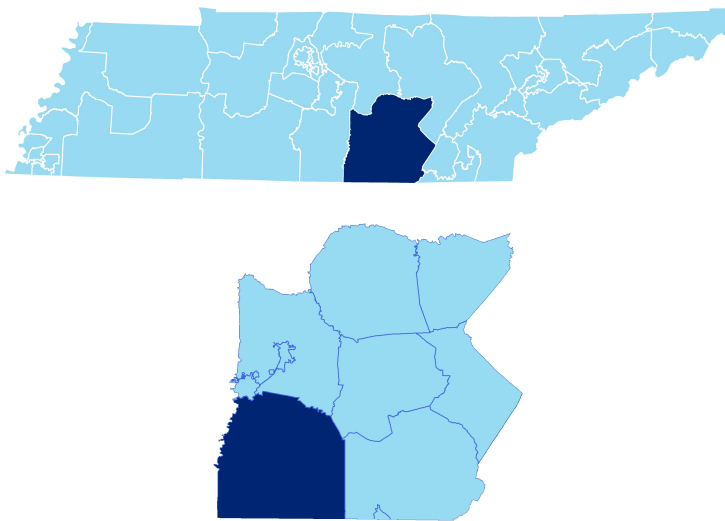




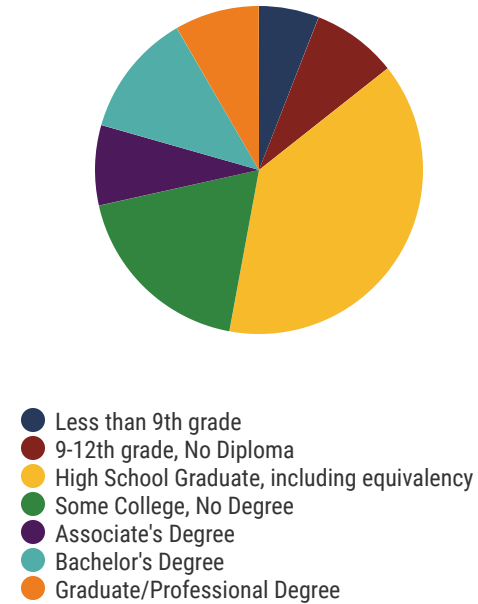
TENNESSEE
COMPTROLLER
OF THE TREASURY



District 16




Education Attainment



Franklin County Schools (11 of 11 schools)

- Huntland School
- South Middle School
- Cowan Elementary
- Broadview Elementary
- Franklin Co High School
- Clark Memorial School
- Sewanee Elementary
- Decherd Elementary
- North Middle School
- Rock Creek Elementary
- North Lake Elementary



11
 Schools



5,089
 Average Daily
 Membership



\$48,190
 average teacher salary
 State Average: \$50,958



91.2%
 Graduation Rate
 State Rate: 89.1%



19.5
 Average ACT Score
 State Average: 20.2



53.2%
 College Going Rate
 State Rate: 63.4%



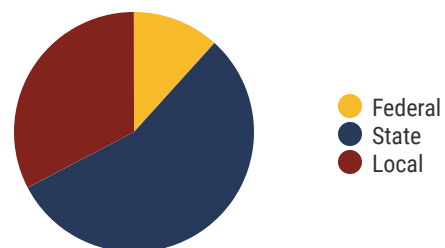
2
 Private Schools
 State Count: 599

Franklin County Schools

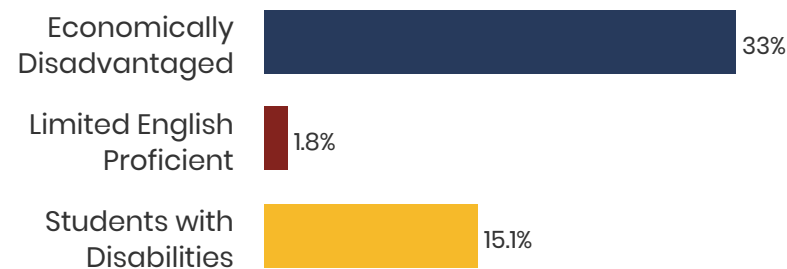
2018 District Designation:

ADVANCING

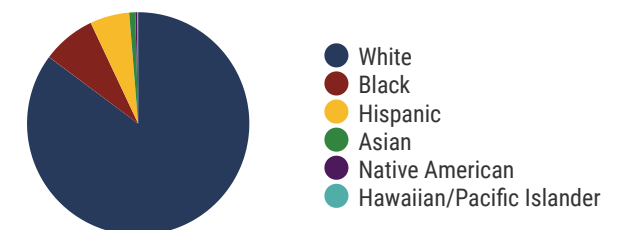
Funding Sources



Student Population

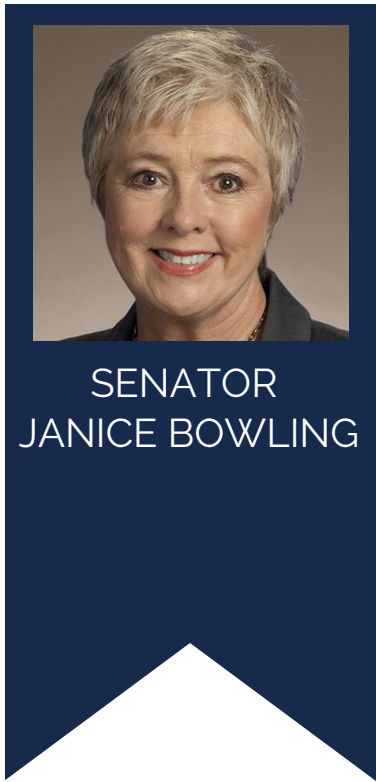


Racial Demographics

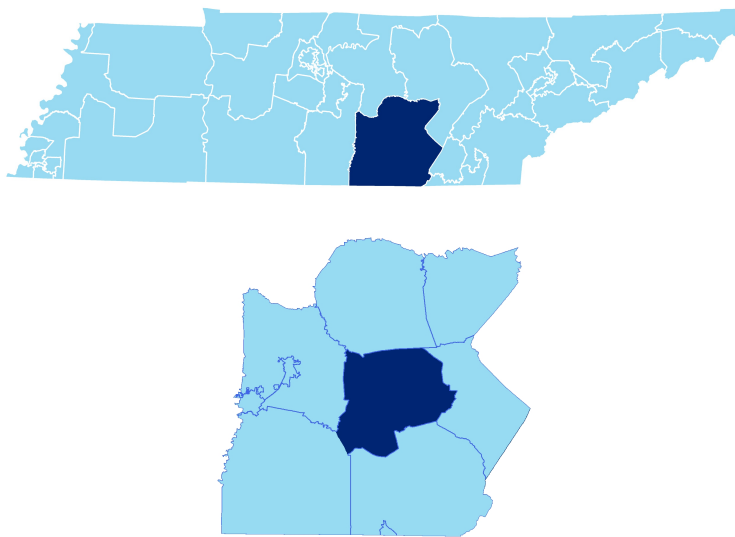




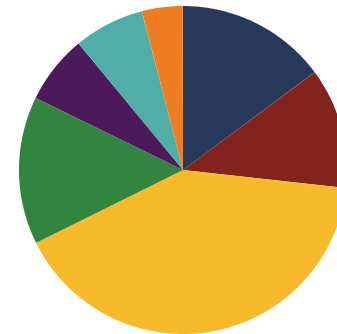
TENNESSEE
COMPTROLLER
OF THE TREASURY



District 16




Education Attainment



- Less than 9th grade
- 9-12th grade, No Diploma
- High School Graduate, including equivalency
- Some College, No Degree
- Associate's Degree
- Bachelor's Degree
- Graduate/Professional Degree

Grundy County Schools (7 of 7 schools)

- Tracy Elementary
- Pelham Elementary
- Coalmont Elementary
- Palmer Elementary
- Grundy County High School
- Swiss Memorial Elementary
- North Elementary



7
 Schools



1,962
 Average Daily
 Membership



\$42,129
 average teacher salary
 State Average: \$50,958



92.2%
 Graduation Rate
 State Rate: 89.1%



19.8
 Average ACT Score
 State Average: 20.2



53.6%
 College Going Rate
 State Rate: 63.4%

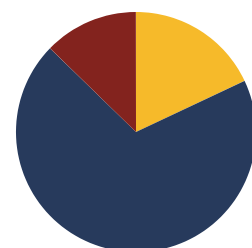


2
 Private Schools
 State Count: 599

2018 District Designation:


ADVANCING

Funding Sources

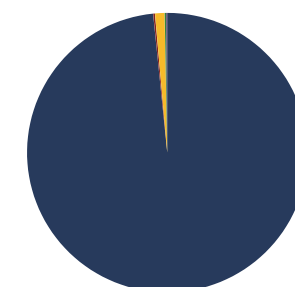


- Federal
- State
- Local

Student Population



Racial Demographics



- White
- Black
- Hispanic
- Asian
- Native American

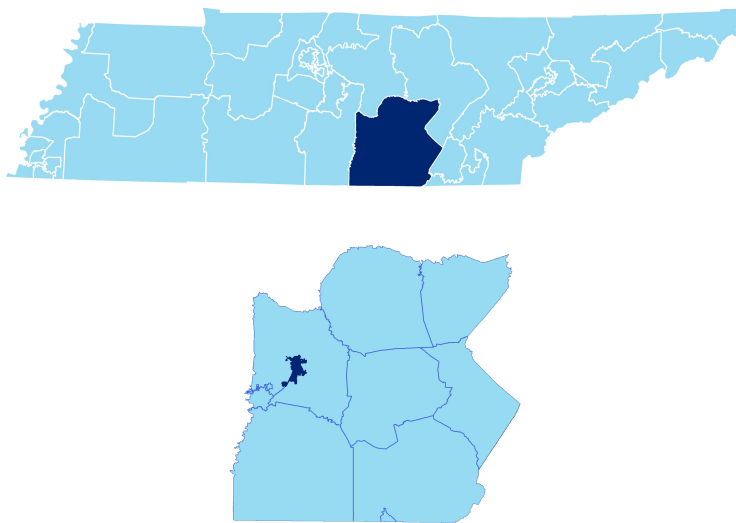


TENNESSEE
COMPTROLLER
OF THE TREASURY

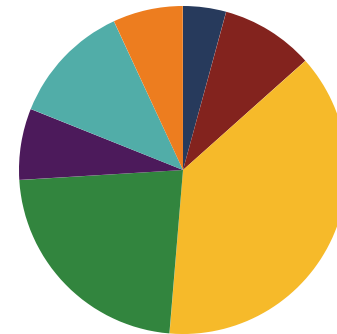


SENATOR
 JANICE BOWLING

District 16




Education Attainment



- Less than 9th grade
- 9-12th grade, No Diploma
- High School Graduate, including equivalency
- Some College, No Degree
- Associate's Degree
- Bachelor's Degree
- Graduate/Professional Degree

Manchester City Schools (3 of 3 schools)

- Westwood Elementary
- Westwood Middle School
- College Street Elementary



3
 Schools



1,334
 Average Daily
 Membership



\$52,897
 average teacher salary
 State Average: \$50,958



N/A
 Graduation Rate
 State Rate: 89.1%



N/A
 Average ACT Score
 State Average: 20.2



58%
 College Going Rate
 State Rate: 63.4%



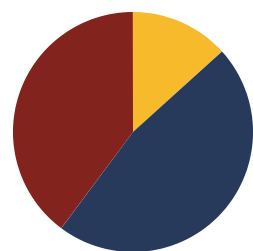
1
 Private Schools
 State Count: 599

Manchester City Schools

2018 District Designation:

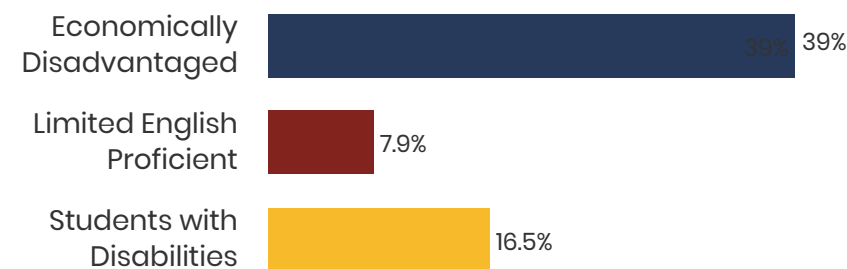
**IN NEED OF
 IMPROVEMENT**

Funding Sources

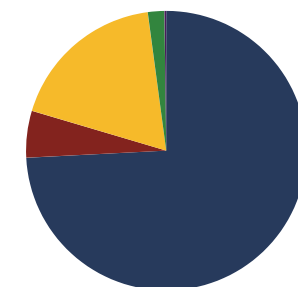


- Federal
- State
- Local

Student Population



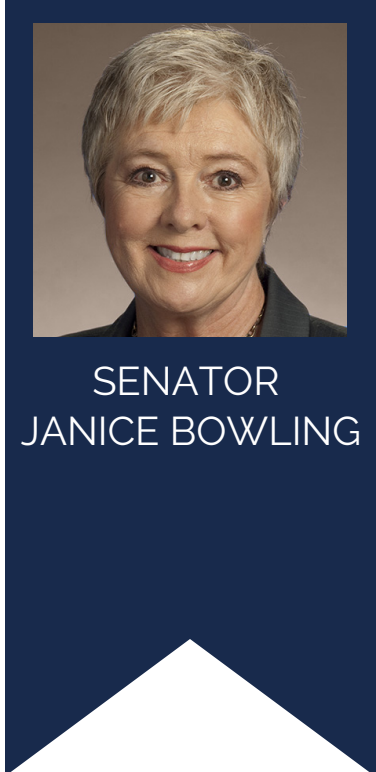
Racial Demographics



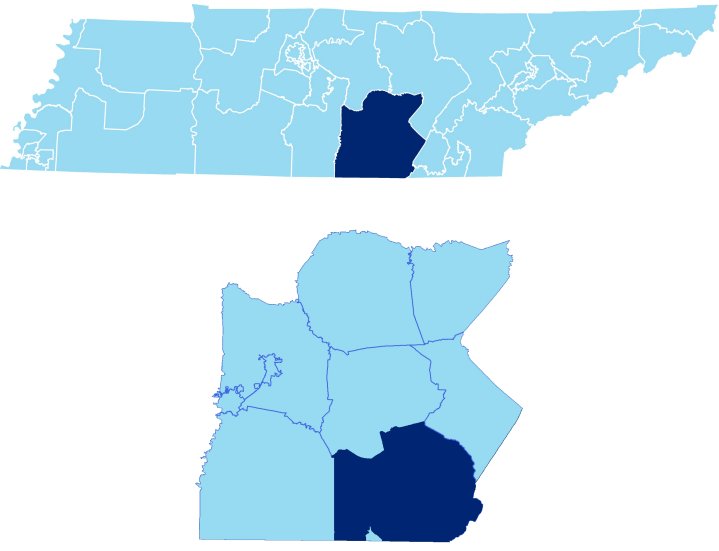
- White
- Black
- Hispanic
- Asian
- Native American



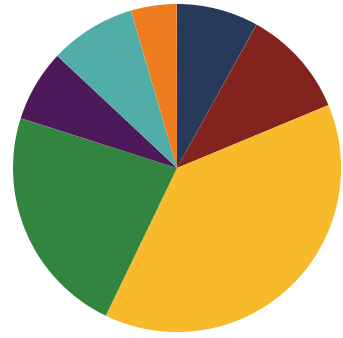
TENNESSEE
COMPTROLLER
OF THE TREASURY



District 16



Education Attainment




- Less than 9th grade
- 9-12th grade, No Diploma
- High School Graduate, including equivalency
- Some College, No Degree
- Associate's Degree
- Bachelor's Degree
- Graduate/Professional Degree

Marion County Schools (10 of 10 schools)

- South Pittsburg High School
- South Pittsburg Elementary
- Jasper Middle School
- Marion Co High School
- Jasper Elementary School
- Whitwell High School
- Whitwell Middle School
- Whitwell Elementary
- Monteagle Elementary
- Marion Virtual High School

Marion County Schools



10
 Schools



3,961
 Average Daily
 Membership



\$47,331
 average teacher salary
 State Average: \$50,958



87.1%
 Graduation Rate
 State Rate: 89.1%



19.5
 Average ACT Score
 State Average: 20.2



57.1%
 College Going Rate
 State Rate: 63.4%

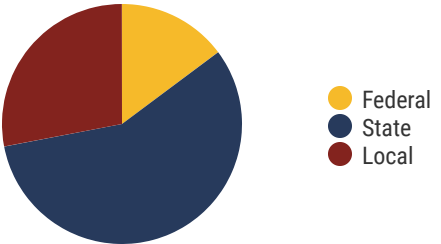


1
 Private Schools
 State Count: 599

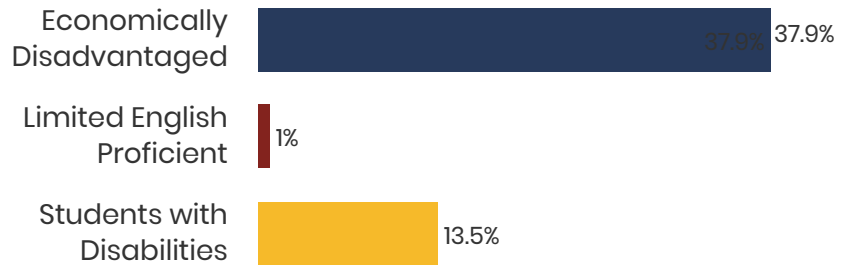
2018 District Designation:

**IN NEED OF
 IMPROVEMENT**

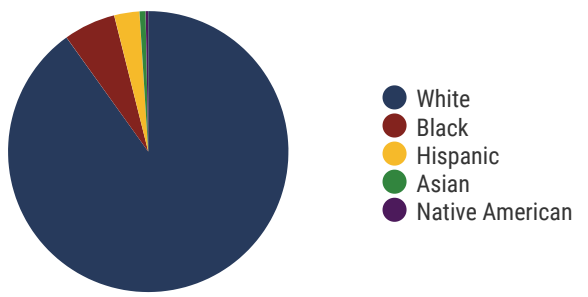
Funding Sources



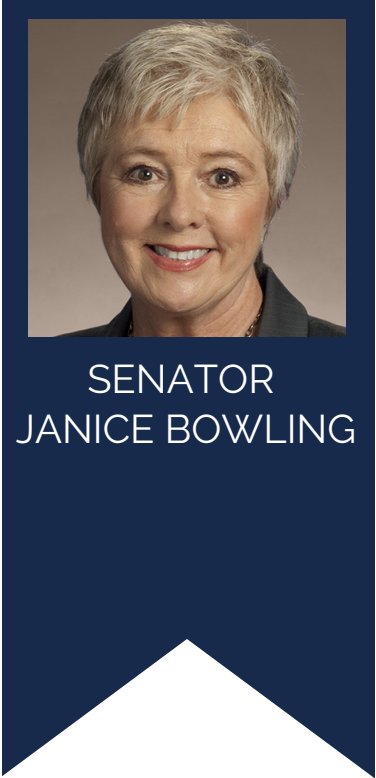
Student Population



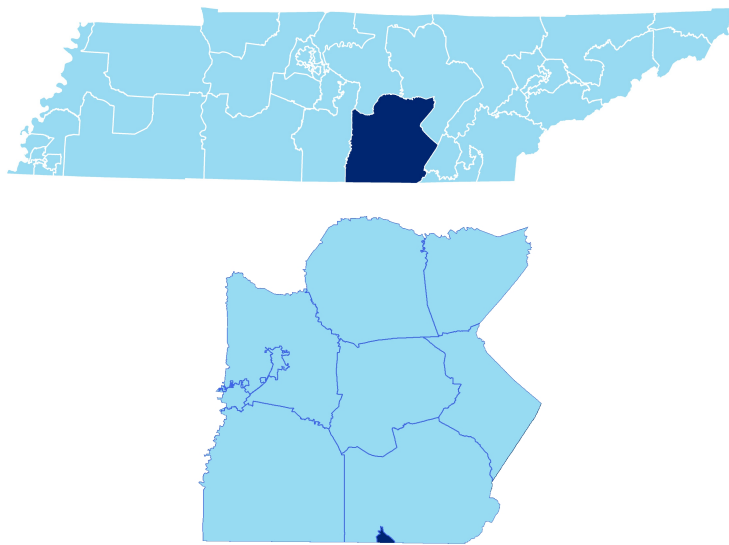
Racial Demographics



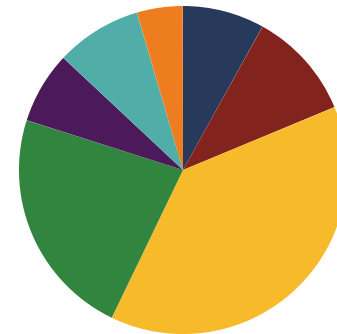




District 16



Education Attainment




- Less than 9th grade
- 9-12th grade, No Diploma
- High School Graduate, including equivalency
- Some College, No Degree
- Associate's Degree
- Bachelor's Degree
- Graduate/Professional Degree

Richard Hardy Memorial School (1 of 1 school)

- Richard Hardy Memorial School

Richard Hardy Memorial School



1
Schools



249
Average Daily
Membership



\$41,354
average teacher salary
State Average: \$50,958



100%
Graduation Rate
State Rate: 89.1%



19.9
Average ACT Score
State Average: 20.2



57.1%
College Going Rate
State Rate: 63.4%

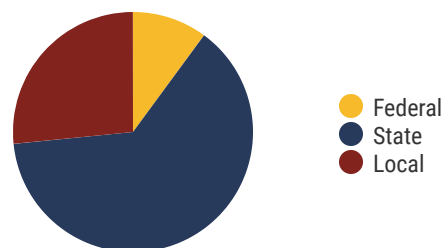


0
Private Schools
State Count: 599

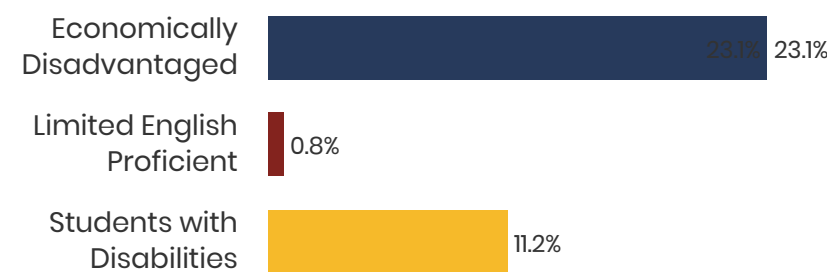
2018 District Designation:

SATISFACTORY

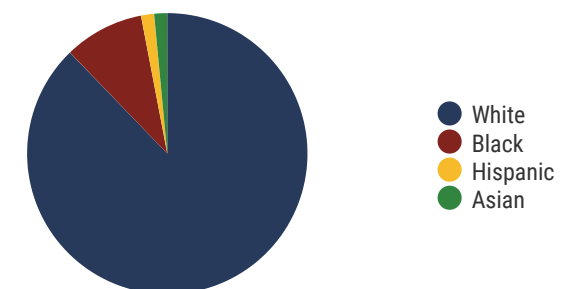
Funding Sources



Student Population

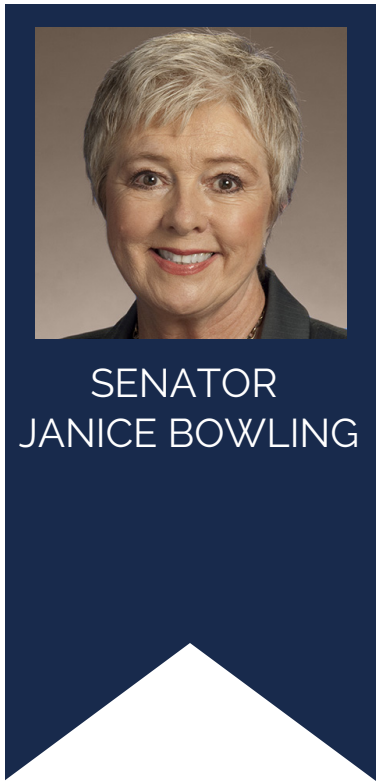


Racial Demographics

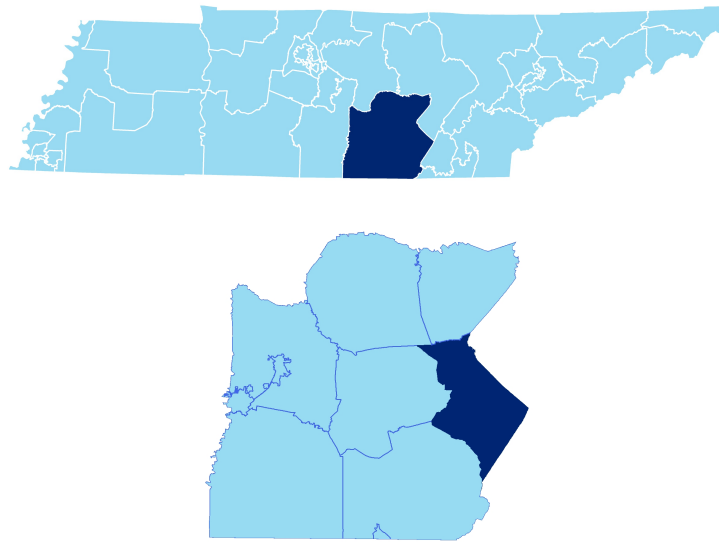




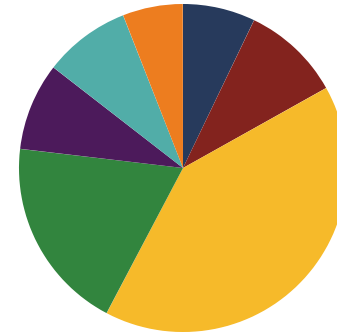
TENNESSEE
COMPTROLLER
OF THE TREASURY



District 16




Education Attainment



- Less than 9th grade
- 9-12th grade, No Diploma
- High School Graduate, including equivalency
- Some College, No Degree
- Associate's Degree
- Bachelor's Degree
- Graduate/Professional Degree

Sequatchie County Schools (2 of 3 schools)

- Sequatchie Co Middle School
- Griffith Elementary



3
 Schools



2,163
 Average Daily
 Membership



\$46,954
 average teacher salary
 State Average: \$50,958



94%
 Graduation Rate
 State Rate: 89.1%



19.7
 Average ACT Score
 State Average: 20.2



67.1%
 College Going Rate
 State Rate: 63.4%



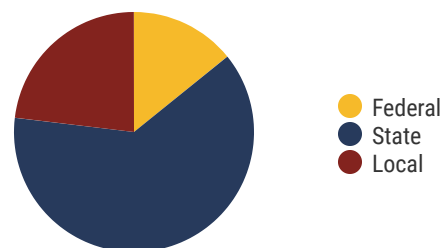
2
 Private Schools
 State Count: 599

Sequatchie County Schools

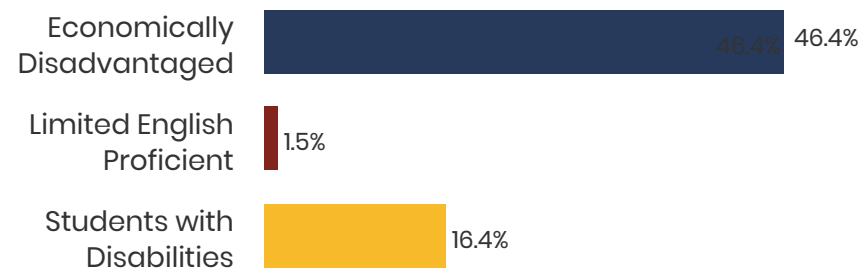
2018 District Designation:

ADVANCING

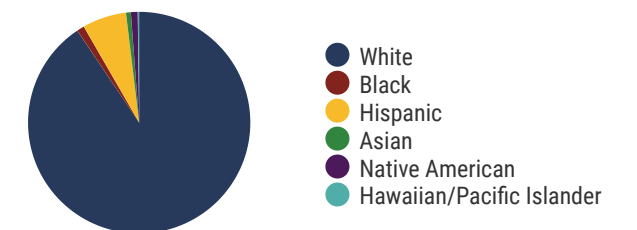
Funding Sources



Student Population



Racial Demographics

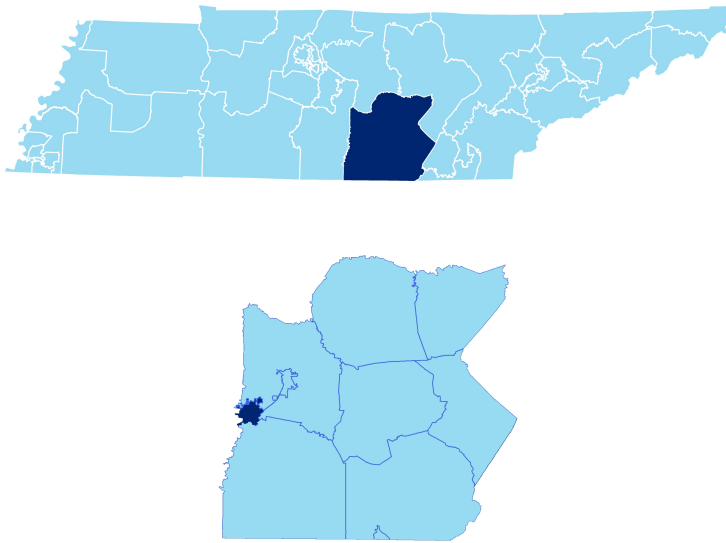




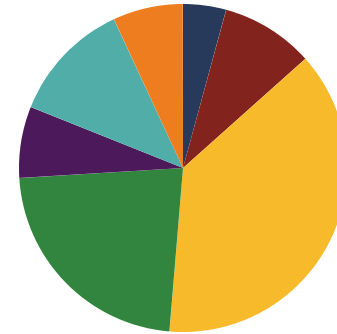
TENNESSEE
COMPTROLLER
OF THE TREASURY



District 16




Education Attainment



- Less than 9th grade
- 9-12th grade, No Diploma
- High School Graduate, including equivalency
- Some College, No Degree
- Associate's Degree
- Bachelor's Degree
- Graduate/Professional Degree

Tullahoma City Schools (7 of 7 schools)

- West Middle School
- Jack T Farrar Elementary
- Bel Aire Elementary
- East Lincoln Elementary
- Tullahoma High School
- East Middle School
- Robert E Lee Elementary



7
 Schools



3,351
 Average Daily
 Membership



\$51,805
 average teacher salary
 State Average: \$50,958



88.3%
 Graduation Rate
 State Rate: 89.1%



22
 Average ACT Score
 State Average: 20.2



58%
 College Going Rate
 State Rate: 63.4%



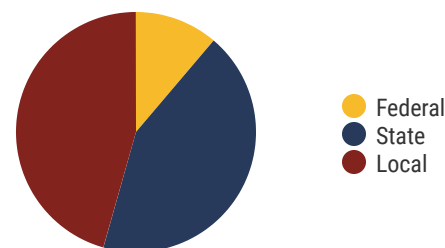
1
 Private Schools
 State Count: 599

Tullahoma City Schools

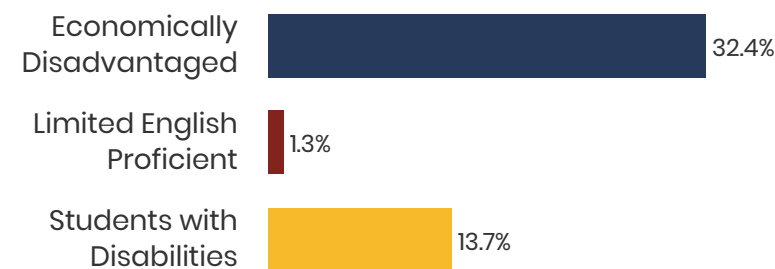
2018 District Designation:

SATISFACTORY

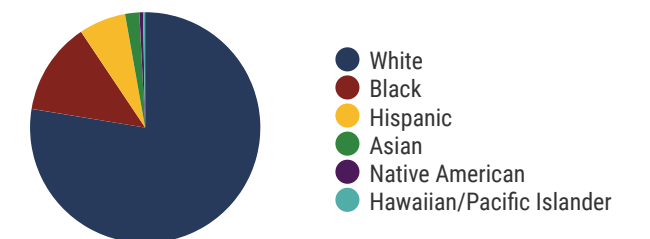
Funding Sources



Student Population

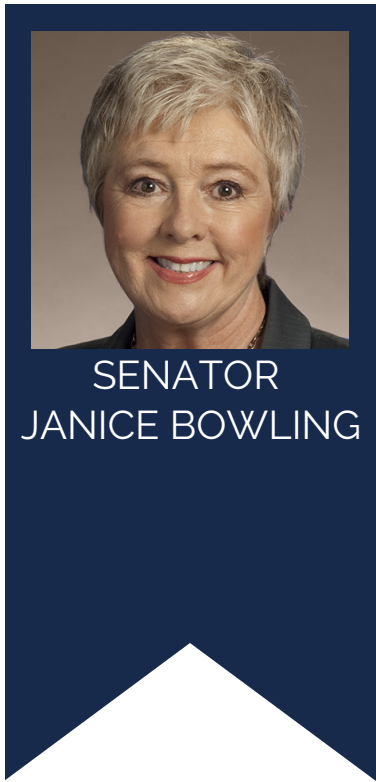


Racial Demographics

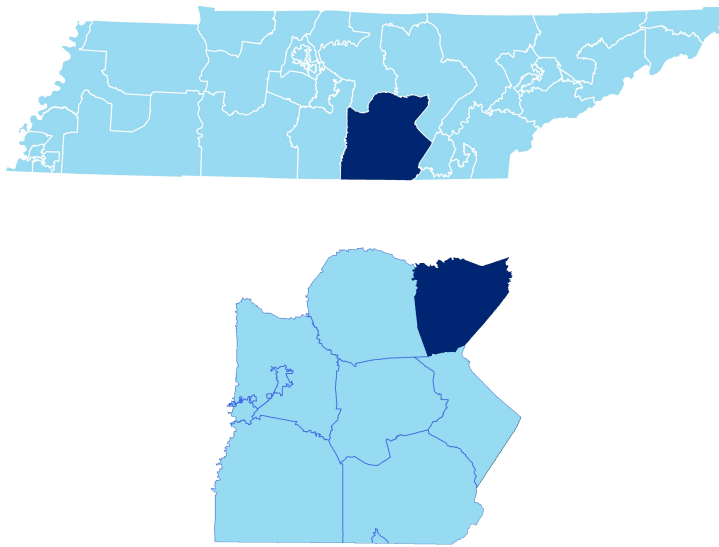




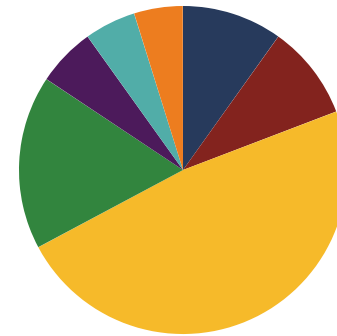
TENNESSEE
COMPTROLLER
OF THE TREASURY



District 16




Education Attainment



- Less than 9th grade
- 9-12th grade, No Diploma
- High School Graduate, including equivalency
- Some College, No Degree
- Associate's Degree
- Bachelor's Degree
- Graduate/Professional Degree

Van Buren County Schools (2 of 2 schools)

- Spencer Elementary
- Van Buren Co High School



2
Schools



700
Average Daily
Membership



\$49,197
average teacher salary
State Average: \$50,958



98.2%
Graduation Rate
State Rate: 89.1%



17.2
Average ACT Score
State Average: 20.2



40.9%
College Going Rate
State Rate: 63.4%



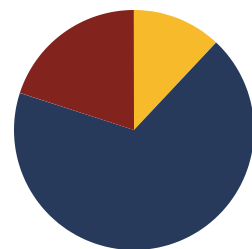
0
Private Schools
State Count: 599

Van Buren County Schools

2018 District Designation:

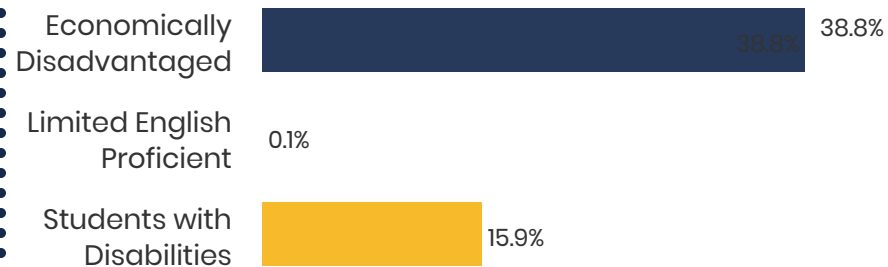
ADVANCING

Funding Sources

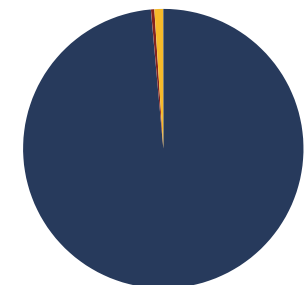


- Federal
- State
- Local

Student Population



Racial Demographics



- White
- Black
- Hispanic

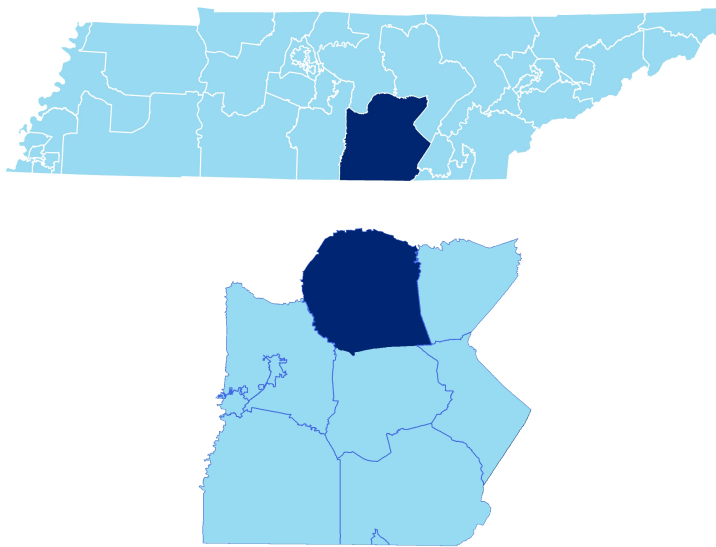


TENNESSEE
COMPTROLLER
OF THE TREASURY

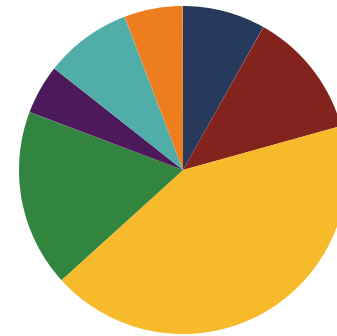


SENATOR
 JANICE BOWLING

District 16




Education Attainment



- Less than 9th grade
- 9-12th grade, No Diploma
- High School Graduate, including equivalency
- Some College, No Degree
- Associate's Degree
- Bachelor's Degree
- Graduate/Professional Degree

Warren County Schools (10 of 10 schools)

- Irving College Elementary
- Morrison Elementary
- Hickory Creek School
- Warren County High School
- Bobby Ray Memorial
- West Elementary
- Warren County Middle School
- Centertown Elementary
- Eastside Elementary
- Dibrell Elementary



10
 Schools



6,304
 Average Daily
 Membership



\$45,674
 average teacher salary
 State Average: \$50,958



95.9%
 Graduation Rate
 State Rate: 89.1%



18.8
 Average ACT Score
 State Average: 20.2



61.1%
 College Going Rate
 State Rate: 63.4%



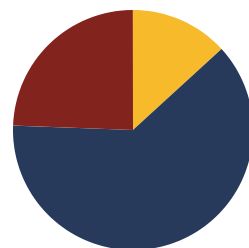
5
 Private Schools
 State Count: 599

Warren County Schools

2018 District Designation:

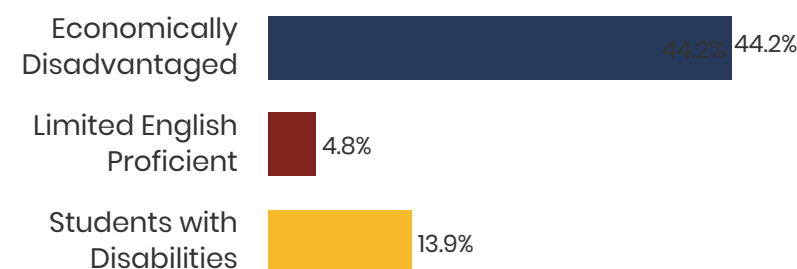
ADVANCING

Funding Sources

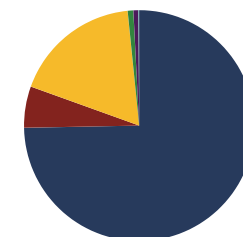


- Federal
- State
- Local

Student Population



Racial Demographics



- White
- Black
- Hispanic
- Asian
- Native American
- Hawaiian/Pacific Islander



TENNESSEE
COMPTROLLER
OF THE TREASURY