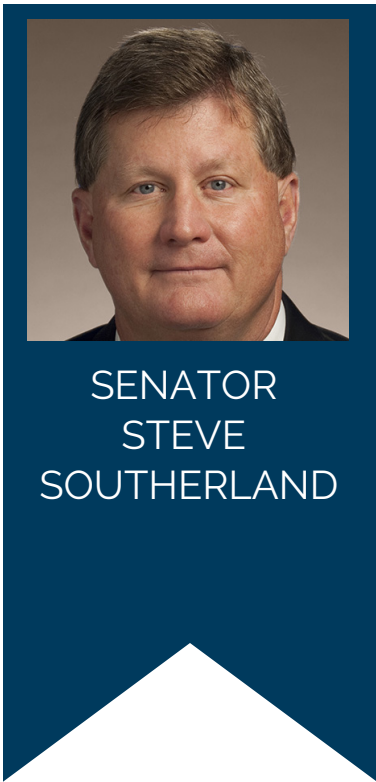
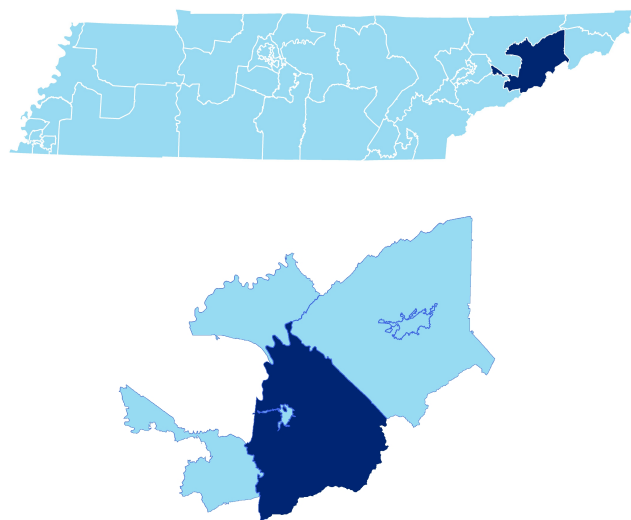


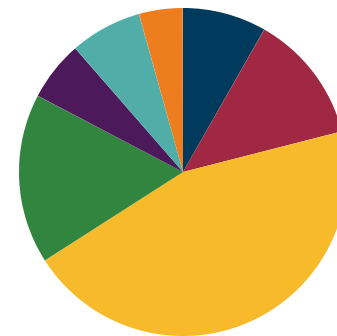
District 1 - Cocke County Schools Snapshot



District 1




Education Attainment



- Less than 9th grade
- 9-12th grade, No Diploma
- High School Graduate, including equivalency
- Some College, No Degree
- Associate's Degree
- Bachelor's Degree
- Graduate/Professional Degree

Cocke County Schools (11 of 11 schools)

- Bridgeport Elementary
- Centerview Elementary
- Cocke Co High School
- Cosby Elementary
- Cosby High School
- Del Rio Elementary
- Edgemont Elementary
- Grassy Fork Elementary
- Northwest Elementary
- Parrottsville Elementary
- Smoky Mountain Elementary



11
Schools



4,410
Average Daily
Membership



\$47,502
average teacher salary
State Average: \$50,958

Cocke County Schools



91.8%
Graduation Rate
State Rate: 89.1%



18.6
Average ACT Score
State Average: 20.2



47.2%
College Going Rate
State Rate: 63.4%

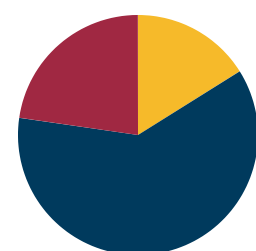


1
Private Schools
State Count: 599

2018 District Designation:

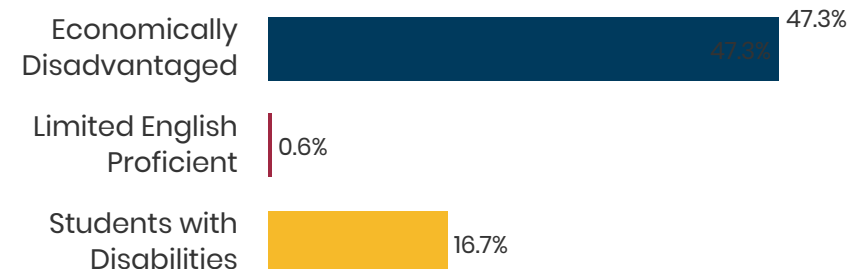
**IN NEED OF
IMPROVEMENT**

Funding Sources

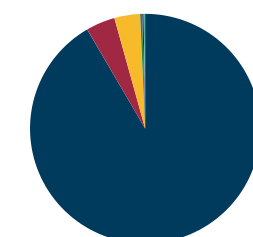


- Federal
- State
- Local

Student Population



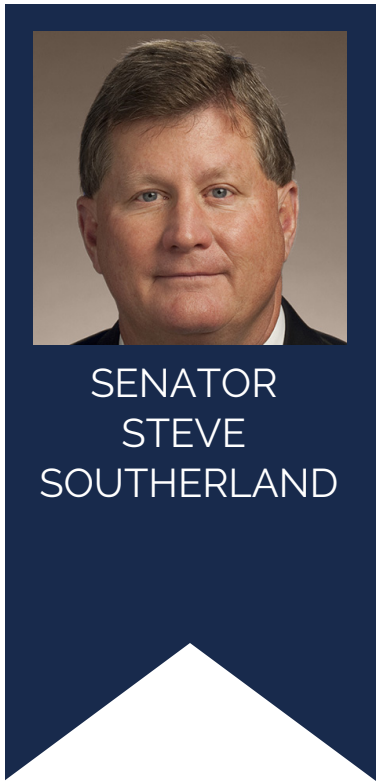
Racial Demographics



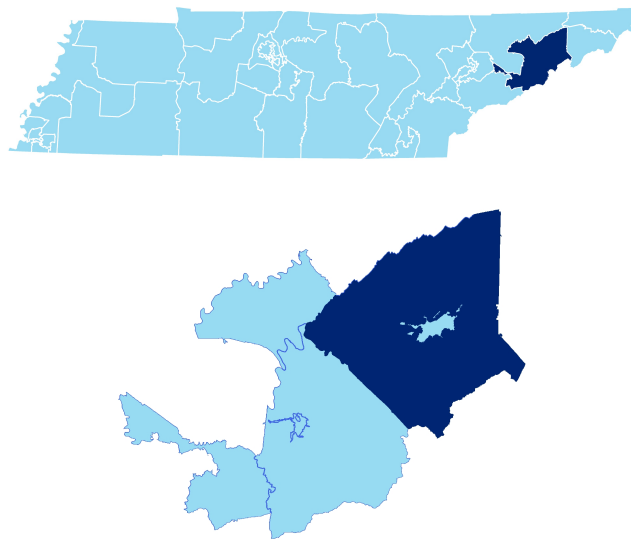
- White
- Black
- Hispanic
- Asian
- Native American
- Hawaiian/Pacific Islander



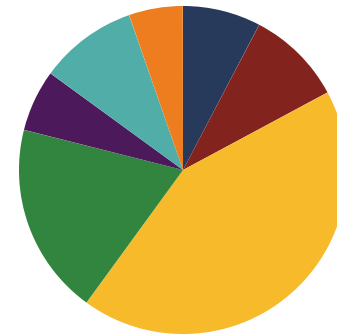
TENNESSEE
COMPTROLLER
OF THE TREASURY



District 1




Education Attainment



- Less than 9th grade
- 9-12th grade, No Diploma
- High School Graduate, including equivalency
- Some College, No Degree
- Associate's Degree
- Bachelor's Degree
- Graduate/Professional Degree

Greene County Schools (16 of 16 schools)

- Nolachuckey Elementary
- South Greene High School
- Camp Creek Elementary
- Debusk Elementary
- Glenwood Elementary
- McDonald Elementary
- Doak Elementary
- Chuckey Doak High School
- West Greene High School
- Chuckey Doak Middle School
- Mosheim Elementary
- Chuckey Elementary
- Ottway Elementary
- North Greene High School
- Baileyton Elementary
- West Pines Elementary



16
Schools



6,404
Average Daily
Membership



\$47,964
average teacher salary
State Average: \$50,958



93.3%
Graduation Rate
State Rate: 89.1%



18.7
Average ACT Score
State Average: 20.2



58.1%
College Going Rate
State Rate: 63.4%



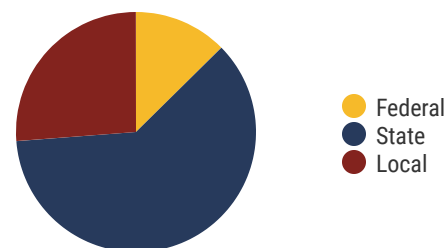
3
Private Schools
State Count: 599

Greene County Schools

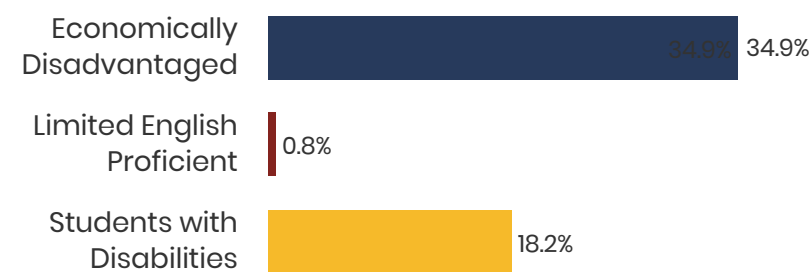
2018 District Designation:

ADVANCING

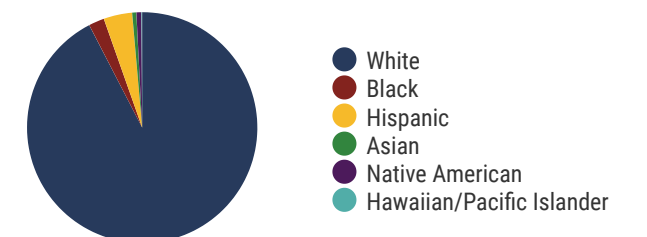
Funding Sources



Student Population

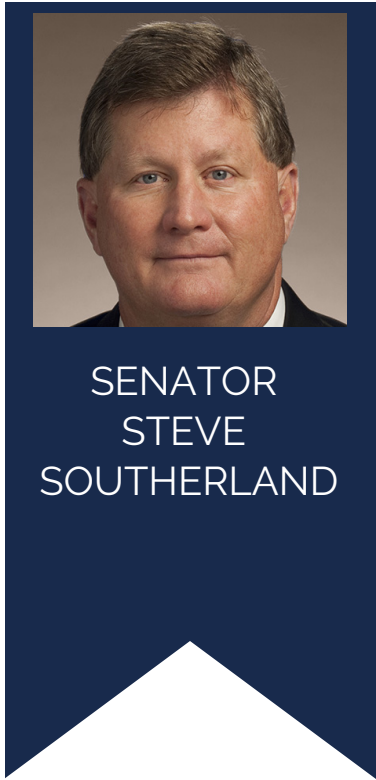


Racial Demographics

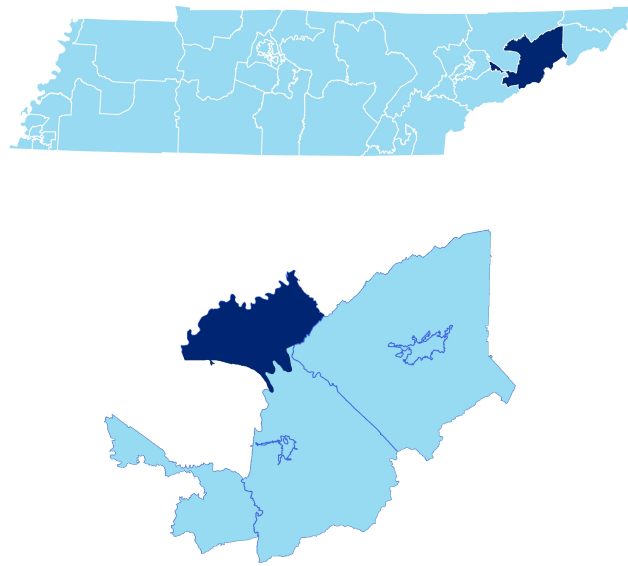




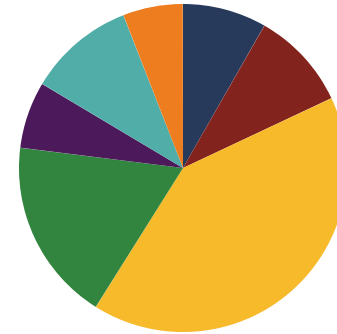
TENNESSEE
COMPTROLLER
OF THE TREASURY



District 1




Education Attainment



- Less than 9th grade
- 9-12th grade, No Diploma
- High School Graduate, including equivalency
- Some College, No Degree
- Associate's Degree
- Bachelor's Degree
- Graduate/Professional Degree

Hamblen County Schools (17 of 17 schools)

- Witt Elementary
- West View Middle School
- Alpha Elementary
- Union Heights Elementary
- Morristown West High
- Lincoln Heights Middle School
- Lincoln Heights Elementary
- Manley Elementary
- Morristown East High
- Hillcrest Elementary
- West Elementary
- Meadowview Middle School
- John Hay Elementary
- Fairview Marguerite
- Russellville Elementary
- East Ridge Middle School
- Whitesburg Elementary



17
Schools



10,228
Average Daily
Membership



\$50,803
average teacher salary
State Average: \$50,958



94.6%
Graduation Rate
State Rate: 89.1%



20.5
Average ACT Score
State Average: 20.2



66.4%
College Going Rate
State Rate: 63.4%



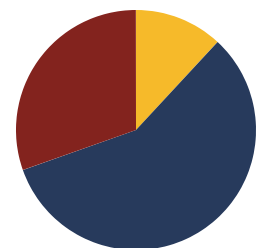
6
Private Schools
State Count: 599

Hamblen County Schools

2018 District Designation:

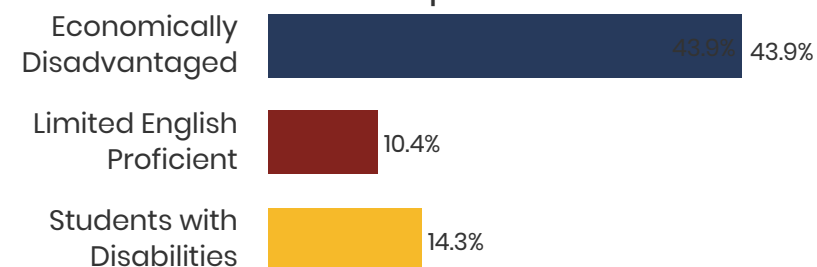
ADVANCING

Funding Sources

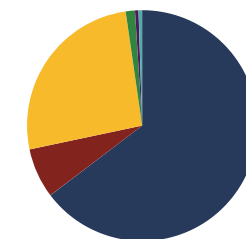


- Federal
- State
- Local

Student Population



Racial Demographics



- White
- Black
- Hispanic
- Asian
- Native American
- Hawaiian/Pacific Islander

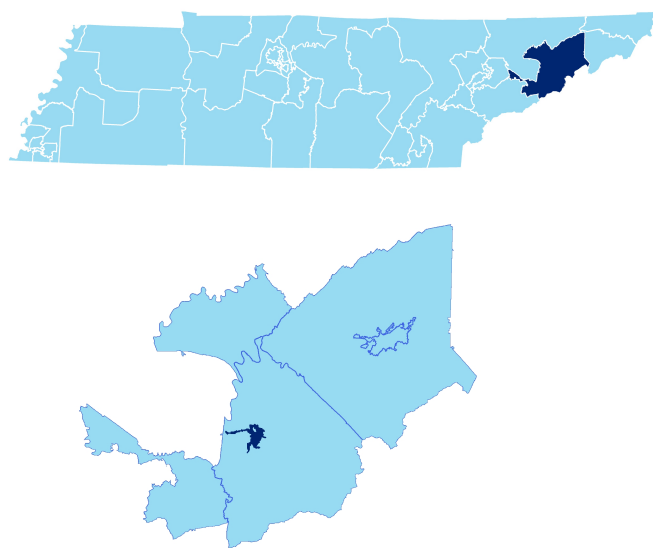


TENNESSEE
COMPTROLLER
OF THE TREASURY

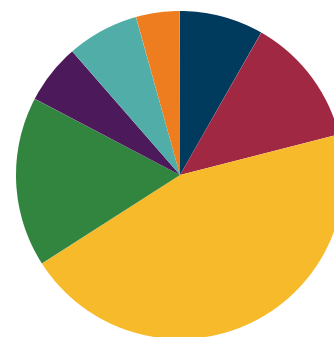
District 1 - Newport City Schools Snapshot



District 1




Education Attainment



- Less than 9th grade
- 9-12th grade, No Diploma
- High School Graduate, including equivalency
- Some College, No Degree
- Associate's Degree
- Bachelor's Degree
- Graduate/Professional Degree

Newport City Schools (1 of 1 schools)

- Newport Grammar School



1
School



671
Average Daily
Membership



\$47,644
average teacher salary
State Average: \$50,958



N/A
Graduation Rate
State Rate: 89.1%



N/A
Average ACT Score
State Average: 20.2



47.2%
College Going Rate
State Rate: 63.4%



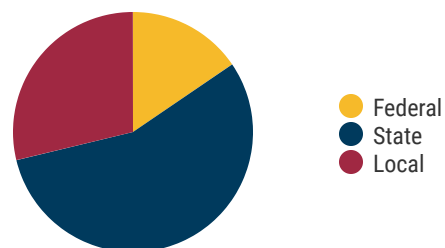
0
Private Schools
State Count: 599

Newport City Schools

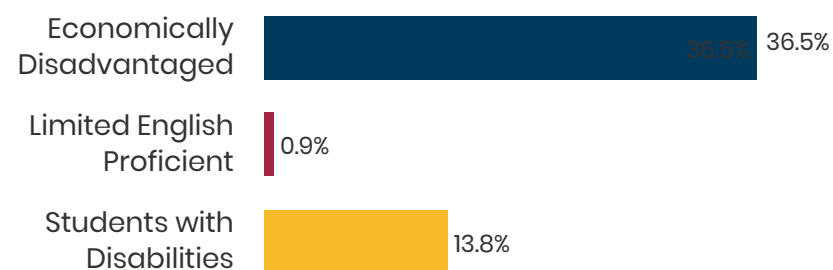
2018 District Designation:

ADVANCING

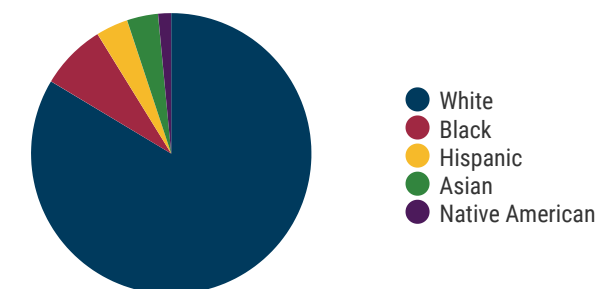
Funding Sources



Student Population



Racial Demographics

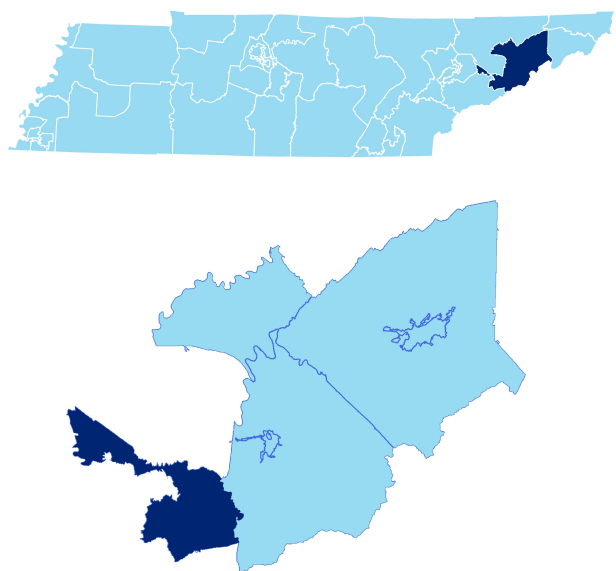




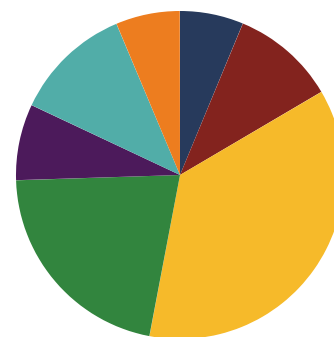
TENNESSEE
COMPTROLLER
OF THE TREASURY



District 1




Education Attainment



- Less than 9th grade
- 9-12th grade, No Diploma
- High School Graduate, including equivalency
- Some College, No Degree
- Associate's Degree
- Bachelor's Degree
- Graduate/Professional Degree

Sevier County Schools (7 of 25 schools)

- Pittman Center Elementary
- Catons Chapel Elementary
- Jones Cove Elementary
- Northview Senior Academy
- Northview Junior Academy
- Northview Elementary
- Northview Intermediate School



25
Schools



14,145
Average Daily
Membership



\$51,543
average teacher salary
State Average: \$50,958



90.3%
Graduation Rate
State Rate: 89.1%



20.4
Average ACT Score
State Average: 20.2



61.1%
College Going Rate
State Rate: 63.4%



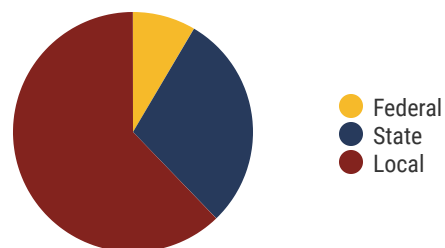
0
Private Schools
State Count: 599

Sevier County Schools

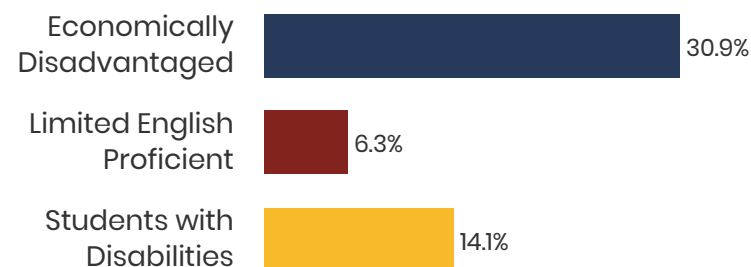
2018 District Designation:

**IN NEED OF
IMPROVEMENT**

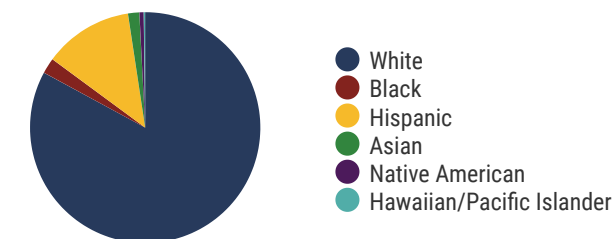
Funding Sources



Student Population



Racial Demographics





TENNESSEE
COMPTROLLER
OF THE TREASURY