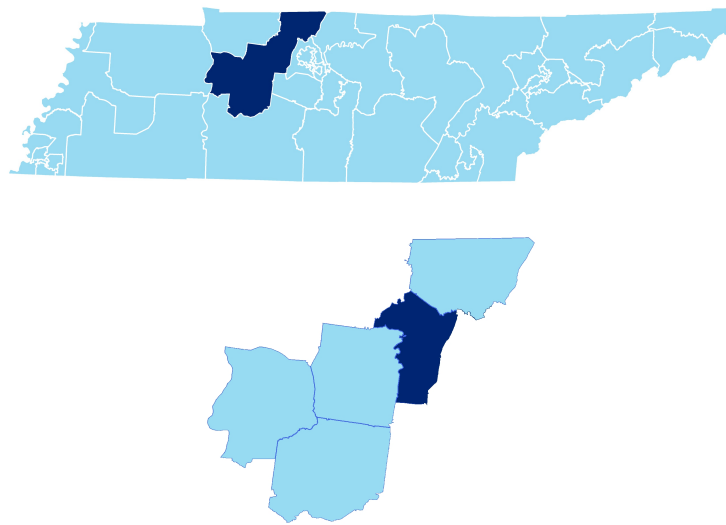
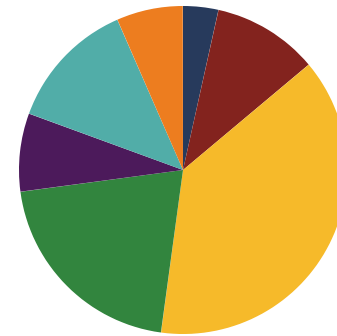


District 25




Education Attainment



- Less than 9th grade
- 9-12th grade, No Diploma
- High School Graduate, including equivalency
- Some College, No Degree
- Associate's Degree
- Bachelor's Degree
- Graduate/Professional Degree

Cheatham County Schools (13 of 13 schools)

- Kingston Springs Elementary
- Harpeth High School
- Harpeth Middle School
- Pegram Elementary
- Ashland City Elementary
- Riverside Academy
- Cheatham Co Central
- Cheatham Middle School
- East Cheatham Elementary
- West Cheatham Elementary
- Sycamore High School
- Sycamore Middle School
- Pleasant View Elementary



13
Schools



6,085
Average Daily
Membership



\$45,529
average teacher salary
State Average: \$50,958



91.1%
Graduation Rate
State Rate: 89.1%



19.6
Average ACT Score
State Average: 20.2



63.4%
College Going Rate
State Rate: 63.4%



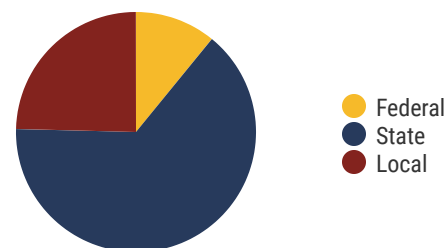
2
Private Schools
State Count: 599

Cheatham County Schools

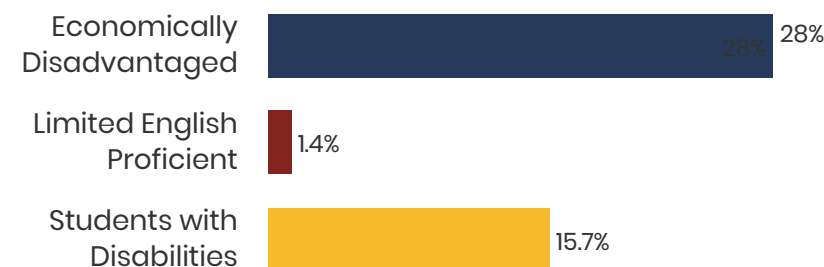
2018 District Designation:

SATISFACTORY

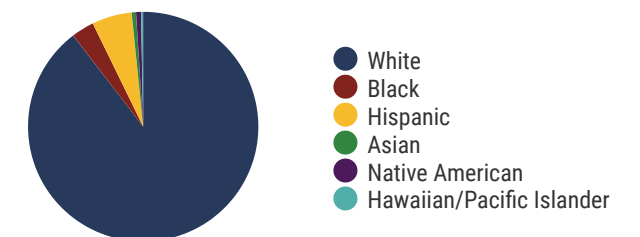
Funding Sources



Student Population

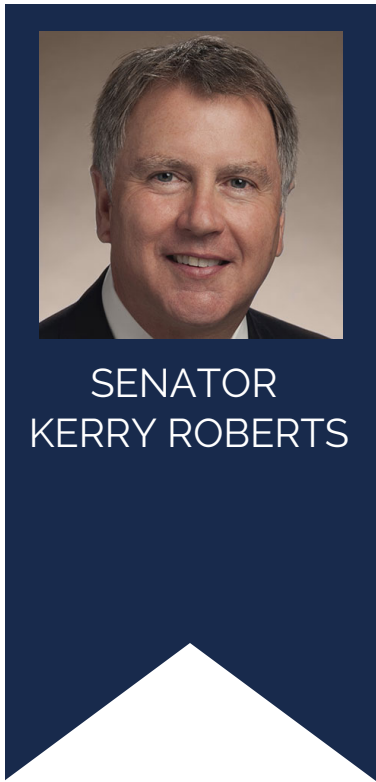


Racial Demographics

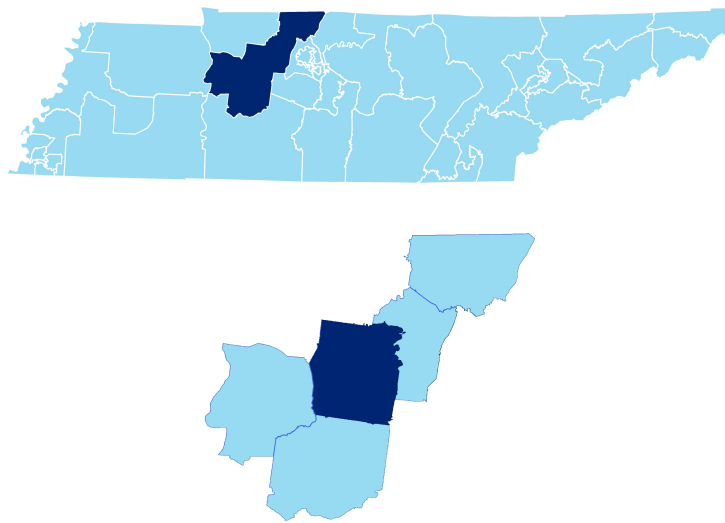




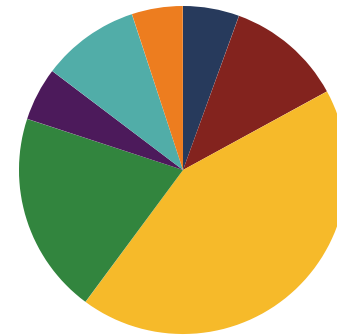
TENNESSEE
COMPTROLLER
OF THE TREASURY



District 25




Education Attainment



- Less than 9th grade
- 9-12th grade, No Diploma
- High School Graduate, including equivalency
- Some College, No Degree
- Associate's Degree
- Bachelor's Degree
- Graduate/Professional Degree

Dickson County Schools (15 of 15 schools)

- Stuart Burns Elementary
- Oakmont Elementary
- Dickson Middle School
- The Discovery School
- Dickson Elementary
- Dickson Intermediate School
- Dickson County High School
- Centennial Elementary
- W James Middle School
- White Bluff Elementary
- Creek Wood High School
- New Directions Academy
- Charlotte Middle School
- Charlotte Elementary
- Vanleer Elementary



15
Schools



8,153
Average Daily
Membership



\$46,975
average teacher salary
State Average: \$50,958



94.1%
Graduation Rate
State Rate: 89.1%



19.7
Average ACT Score
State Average: 20.2



57.3%
College Going Rate
State Rate: 63.4%



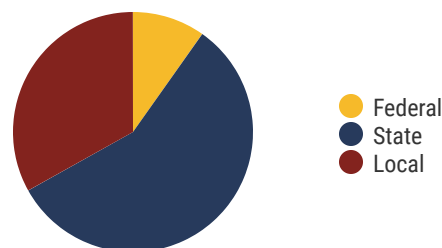
3
Private Schools
State Count: 599

Dickson County Schools

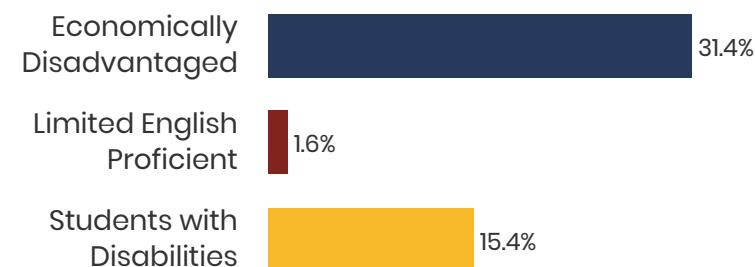
2018 District Designation:

ADVANCING

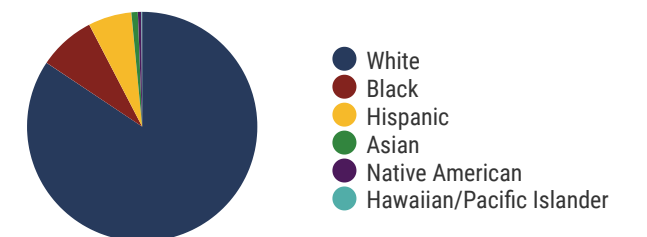
Funding Sources



Student Population

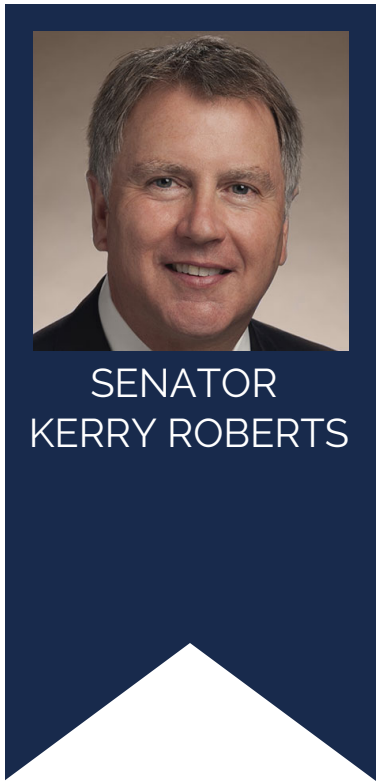


Racial Demographics

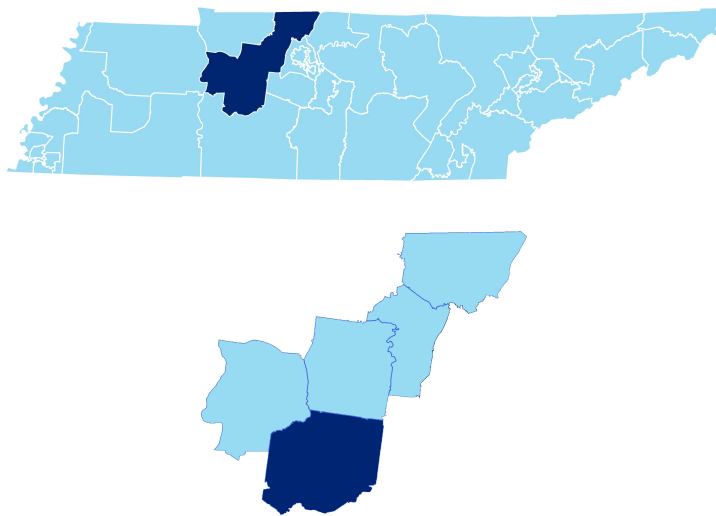




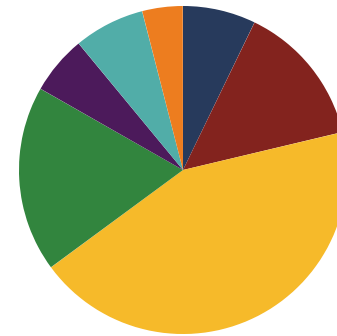
TENNESSEE
COMPTROLLER
OF THE TREASURY



District 25




Education Attainment



- Less than 9th grade
- 9-12th grade, No Diploma
- High School Graduate, including equivalency
- Some College, No Degree
- Associate's Degree
- Bachelor's Degree
- Graduate/Professional Degree

Hickman County Schools (8 of 8 schools)

- Centerville Elementary
- Centerville Intermediate School
- Hickman Co Sr High School
- Hickman Co Middle School
- East Hickman High School
- East Hickman Elementary
- East Hickman Intermediate School
- East Hickman Middle School



8
Schools



3,295
Average Daily
Membership



\$44,860
average teacher salary
State Average: \$50,958



91.3%
Graduation Rate
State Rate: 89.1%



19.3
Average ACT Score
State Average: 20.2



60.2%
College Going Rate
State Rate: 63.4%



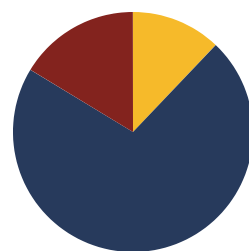
2
Private Schools
State Count: 599

Hickman County Schools

2018 District Designation:

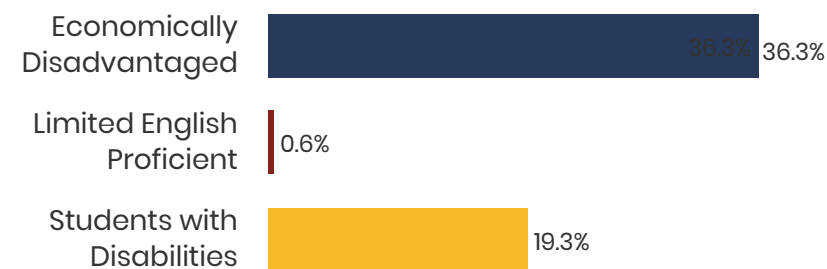
ADVANCING

Funding Sources

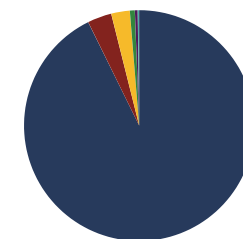


- Federal
- State
- Local

Student Population



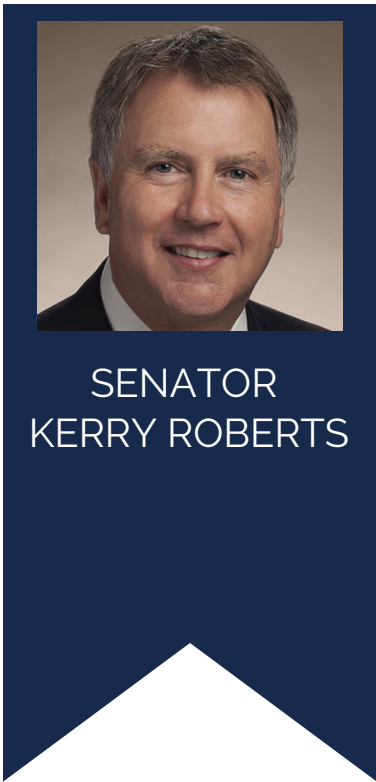
Racial Demographics



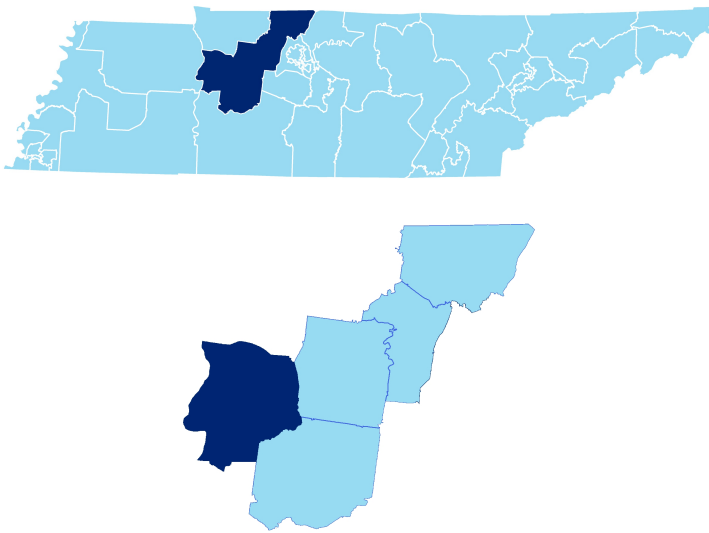
- White
- Black
- Hispanic
- Asian
- Native American
- Hawaiian/Pacific Islander



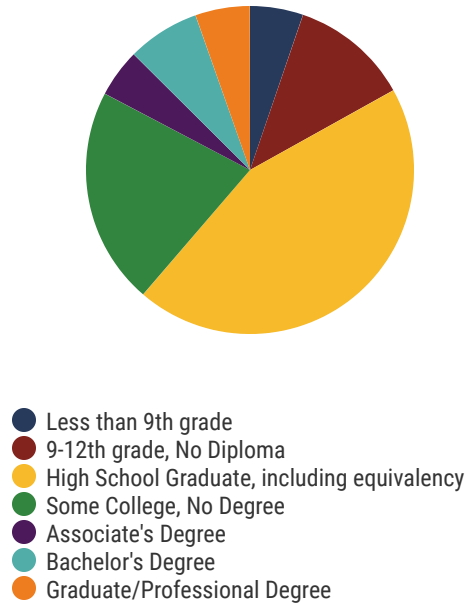
TENNESSEE
COMPTROLLER
OF THE TREASURY



District 25




Education Attainment



Humphreys County Schools (7 of 7 schools)

- Lakeview Elementary
- Waverly Central High School
- Waverly Elementary
- Waverly Jr High School
- Mc Ewen High School
- Mc Ewen Elementary
- McEwen Jr. High School



7
Schools



2,817
Average Daily
Membership



\$45,916
average teacher salary
State Average: \$50,958



91.9%
Graduation Rate
State Rate: 89.1%



20.5
Average ACT Score
State Average: 20.2



68.1%
College Going Rate
State Rate: 63.4%



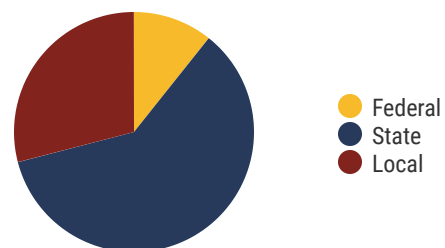
2
Private Schools
State Count: 599

Humphreys County Schools

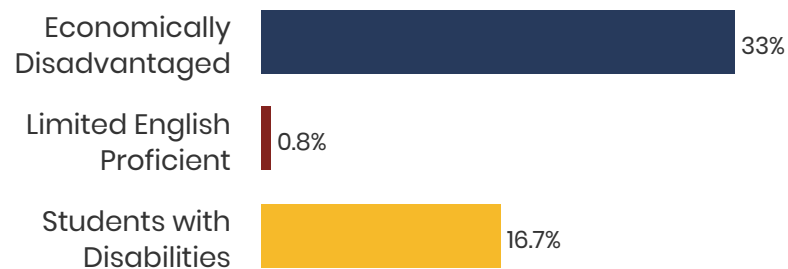
2018 District Designation:

ADVANCING

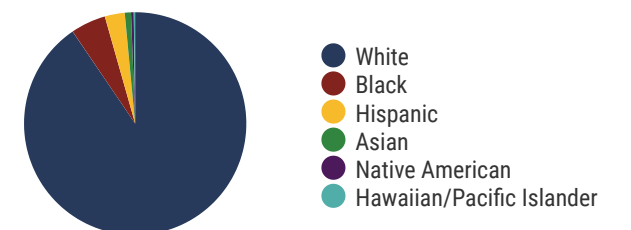
Funding Sources



Student Population

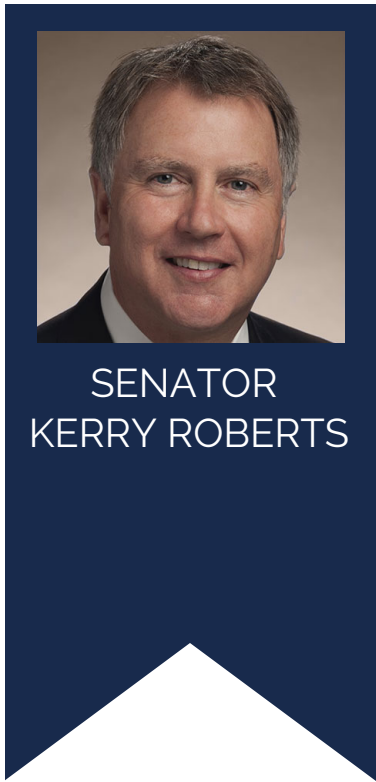


Racial Demographics

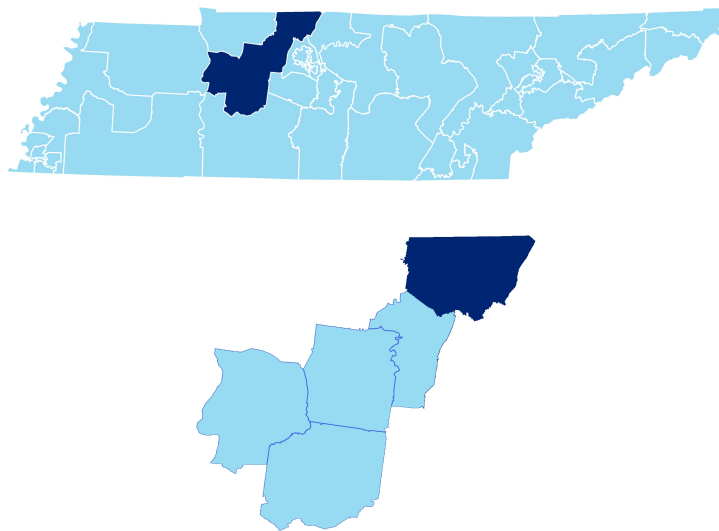




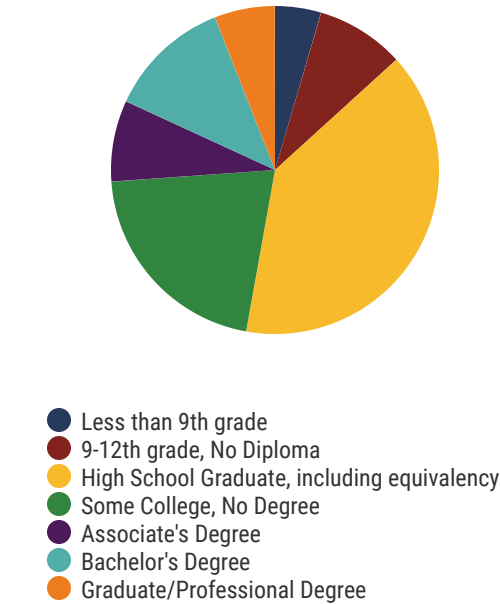
TENNESSEE
COMPTROLLER
OF THE TREASURY



District 25




Education Attainment



Robertson County Schools (20 of 20 schools)

- Watauga Elementary
- Greenbrier High School
- Greenbrier Middle School
- Greenbrier Elementary
- Coopertown Elementary
- Coopertown Middle School
- White House Heritage Elementary School
- Crestview Elementary School
- Robert F. Woodall Elementary
- White House Heritage High School
- Westside Elementary
- Springfield High School
- Robertson Co. Virtual School
- Springfield Middle School
- Cheatham Park Elementary
- Krisle Elementary
- East Robertson High School
- Jo Byrns Elementary School
- Jo Byrns High School
- East Robertson Elementary

Robertson County Schools



20
Schools



11,084
Average Daily
Membership



\$46,363
average teacher salary
State Average: \$50,958



94.5%
Graduation Rate
State Rate: 89.1%



19.9
Average ACT Score
State Average: 20.2



60.6%
College Going Rate
State Rate: 63.4%

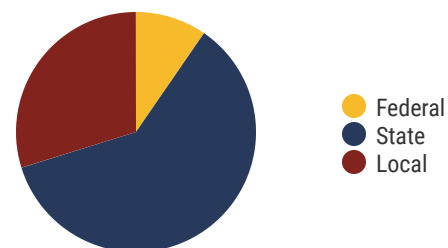


6
Private Schools
State Count: 599

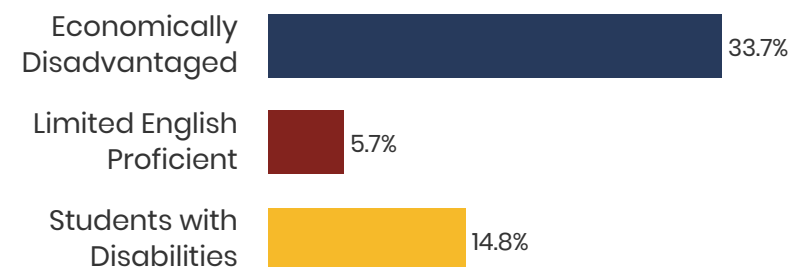
2018 District Designation:

SATISFACTORY

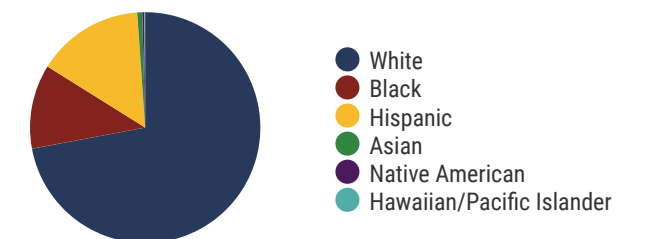
Funding Sources



Student Population



Racial Demographics





TENNESSEE
COMPTROLLER
OF THE TREASURY