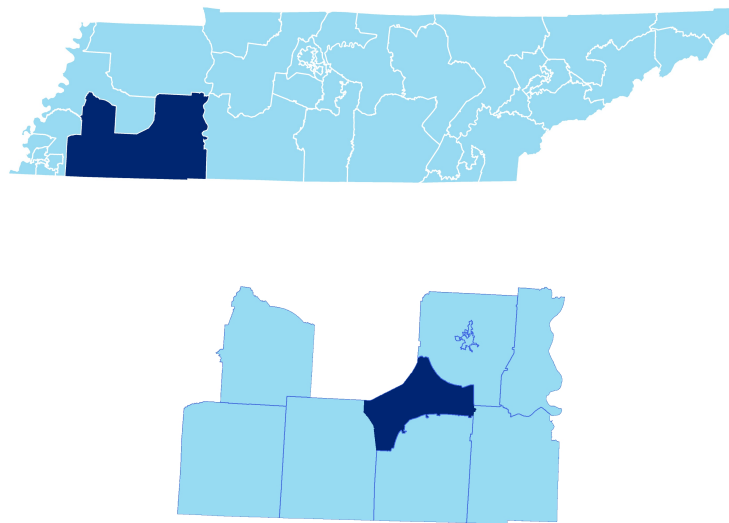
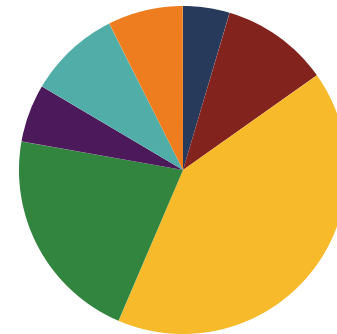


## District 26




## Education Attainment



- Less than 9th grade
- 9-12th grade, No Diploma
- High School Graduate, including equivalency
- Some College, No Degree
- Associate's Degree
- Bachelor's Degree
- Graduate/Professional Degree

## Chester County Schools (6 of 6 schools)

- W Chester Elementary School
- Chester County High School
- Chester County Middle School
- East Chester Elementary School
- Chester County Junior High School
- Jacks Creek Elementary



6  
Schools



2,795  
Average Daily  
Membership



\$46,994  
average teacher salary  
State Average: \$50,958



94.7%  
Graduation Rate  
State Rate: 89.1%



20.2  
Average ACT Score  
State Average: 20.2



64.5%  
College Going Rate  
State Rate: 63.4%



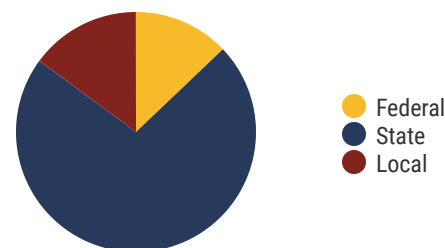
2  
Private Schools  
State Count: 599

## Chester County Schools

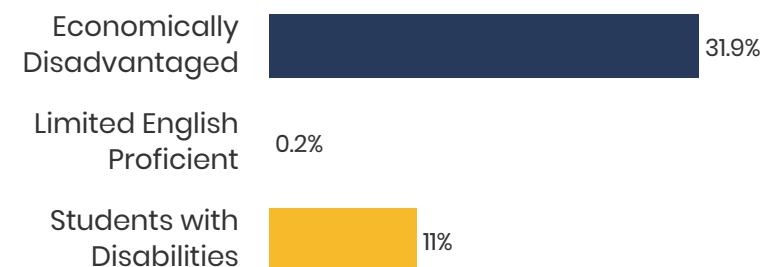
2018 District Designation:

**ADVANCING**

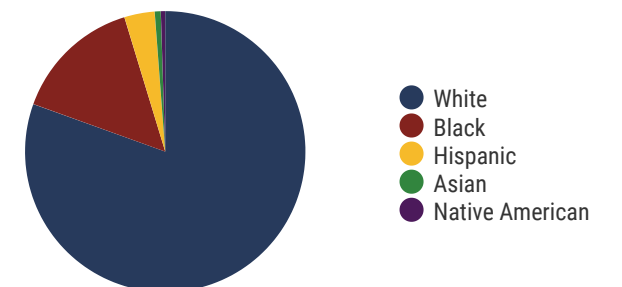
## Funding Sources



## Student Population

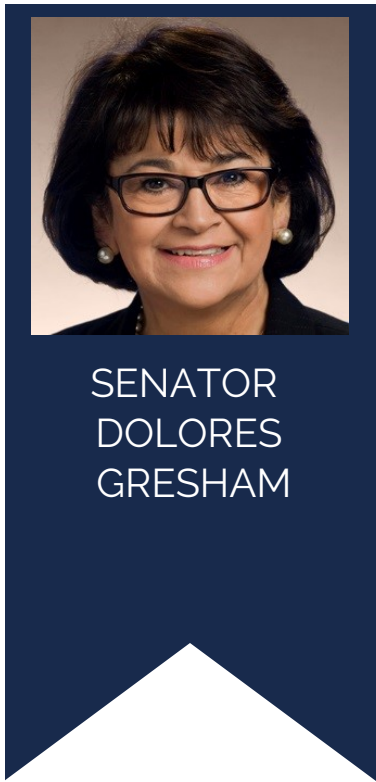


## Racial Demographics

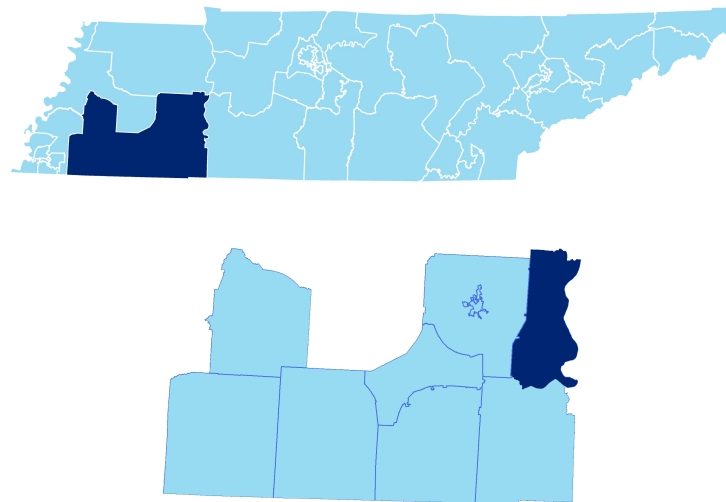




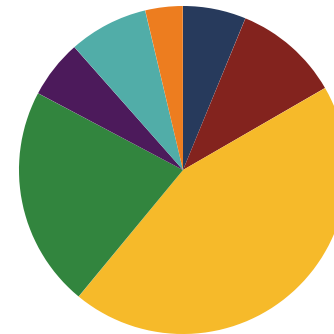
TENNESSEE  
COMPTROLLER  
OF THE TREASURY



## District 26




## Education Attainment



- Less than 9th grade
- 9-12th grade, No Diploma
- High School Graduate, including equivalency
- Some College, No Degree
- Associate's Degree
- Bachelor's Degree
- Graduate/Professional Degree

## Decatur County Schools (4 of 4 schools)

- Decatur County Middle School
- Decaturville Elementary
- Parsons Elementary
- Riverside High School



4  
Schools



1,563  
Average Daily  
Membership



\$47,490  
average teacher salary  
State Average: \$50,958



89.7%  
Graduation Rate  
State Rate: 89.1%



19.2  
Average ACT Score  
State Average: 20.2



69%  
College Going Rate  
State Rate: 63.4%



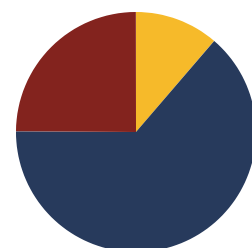
0  
Private Schools  
State Count: 599

## Decatur County Schools

2018 District Designation:

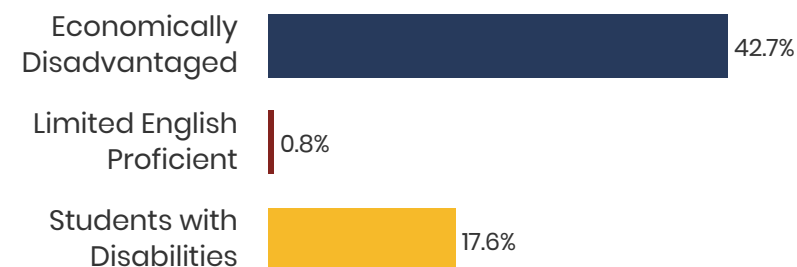
**ADVANCING**

## Funding Sources

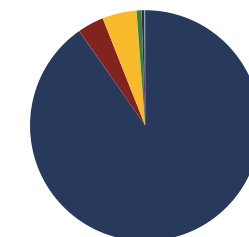


- Federal
- State
- Local

## Student Population



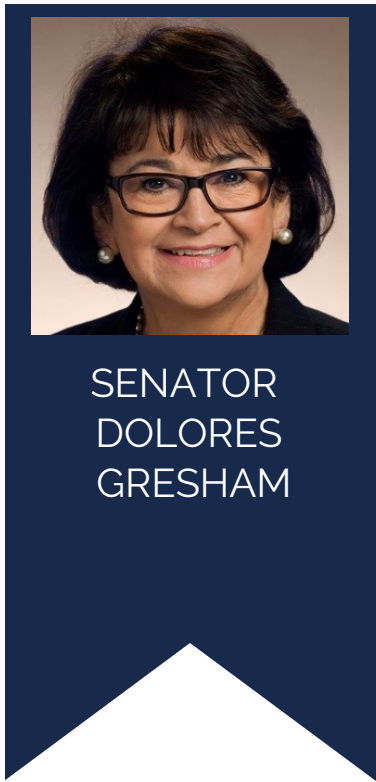
## Racial Demographics



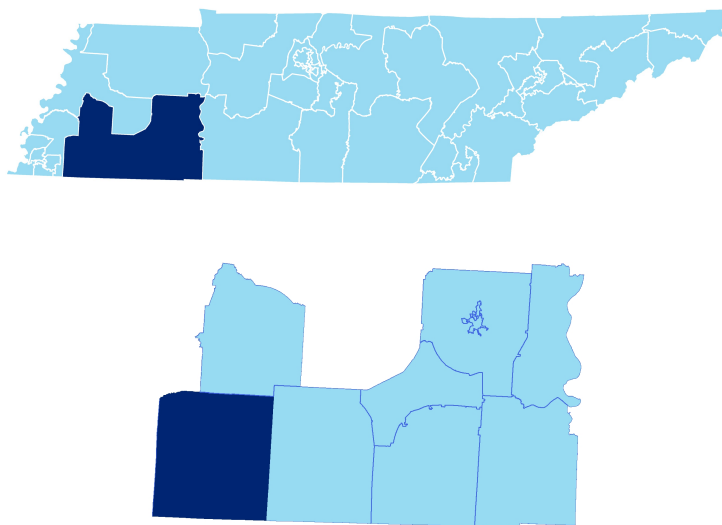
- White
- Black
- Hispanic
- Asian
- Native American
- Hawaiian/Pacific Islander



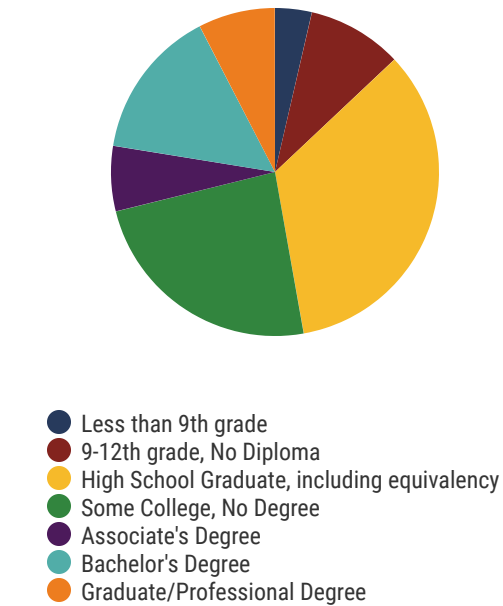
TENNESSEE  
COMPTROLLER  
OF THE TREASURY



## District 26




## Education Attainment



## Fayette County Schools (7 of 7 schools)

- La Grange Moscow Elementary
- Southwest Elementary
- West Junior High School
- Oakland Elementary
- Buckley-Carpenter Elementary School
- East Jr. High School
- Fayette Ware Comprehensive High School



7  
Schools



3,298  
Average Daily  
Membership



\$43,894  
average teacher salary  
State Average: \$50,958



93%  
Graduation Rate  
State Rate: 89.1%



17.3  
Average ACT Score  
State Average: 20.2



56.1%  
College Going Rate  
State Rate: 63.4%



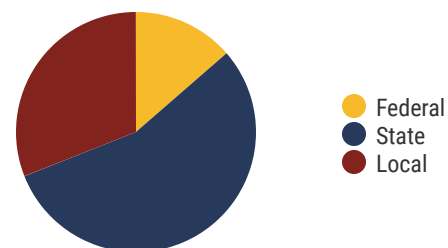
4  
Private Schools  
State Count: 599

## Fayette County Schools

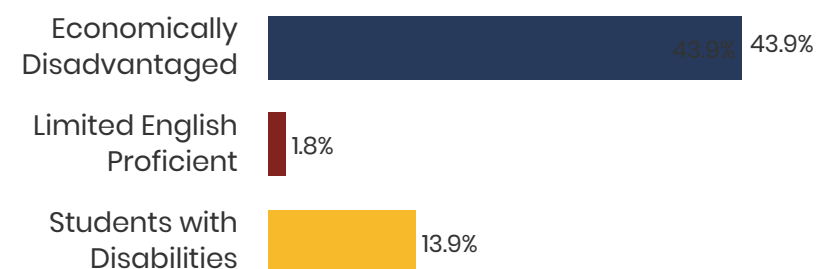
2018 District Designation:

**ADVANCING**

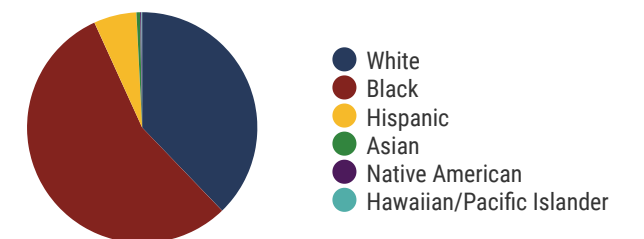
## Funding Sources



## Student Population

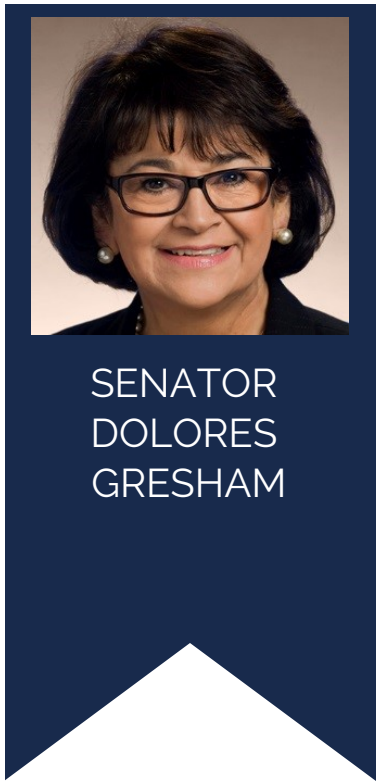


## Racial Demographics

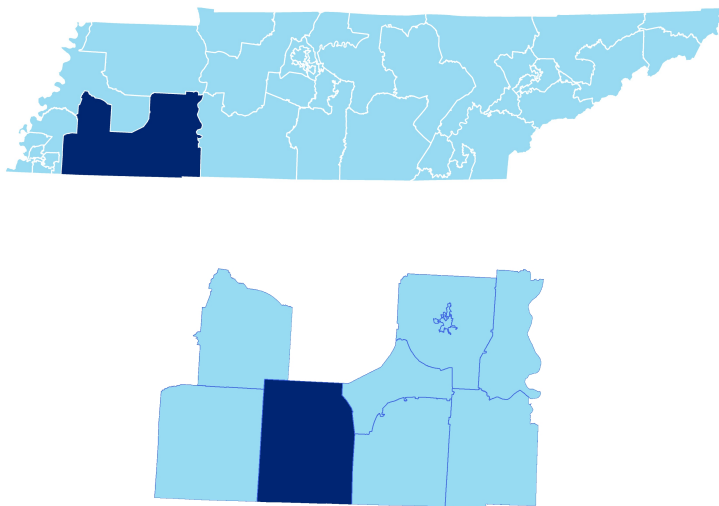




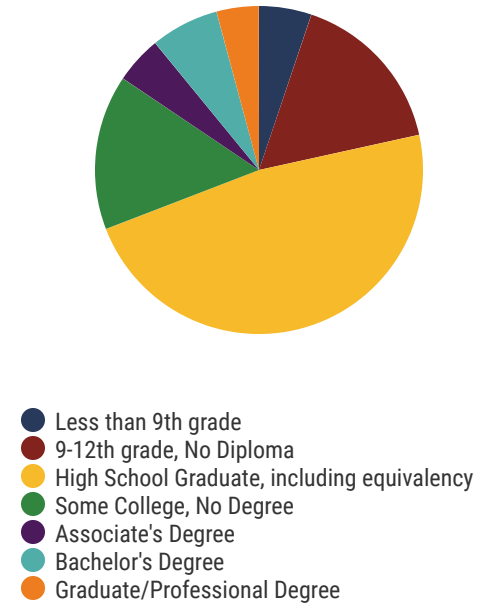
TENNESSEE  
COMPTROLLER  
OF THE TREASURY



## District 26




## Education Attainment



## Hardeman County Schools (9 of 9 schools)

- Grand Junction Elementary
- Middleton High School
- Middleton Elementary
- Hornsby Elementary
- Bolivar Middle School
- Central High School
- Bolivar Elementary
- Whiteville Elementary
- Toone Elementary



9  
Schools



3,477  
Average Daily  
Membership



\$47,080  
average teacher salary  
State Average: \$50,958



84%  
Graduation Rate  
State Rate: 89.1%



19.2  
Average ACT Score  
State Average: 20.2



59%  
College Going Rate  
State Rate: 63.4%



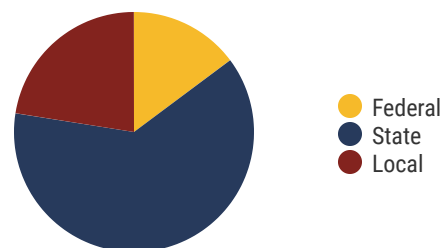
1  
Private Schools  
State Count: 599

## Hardeman County Schools

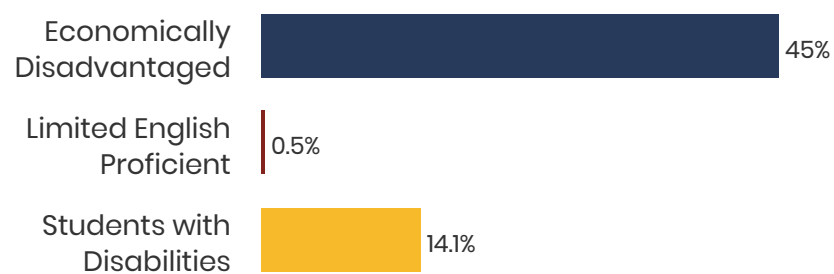
2018 District Designation:

**SATISFACTORY**

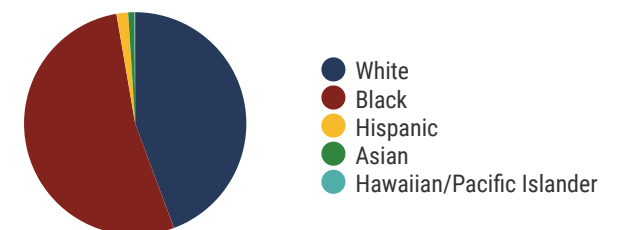
### Funding Sources



### Student Population



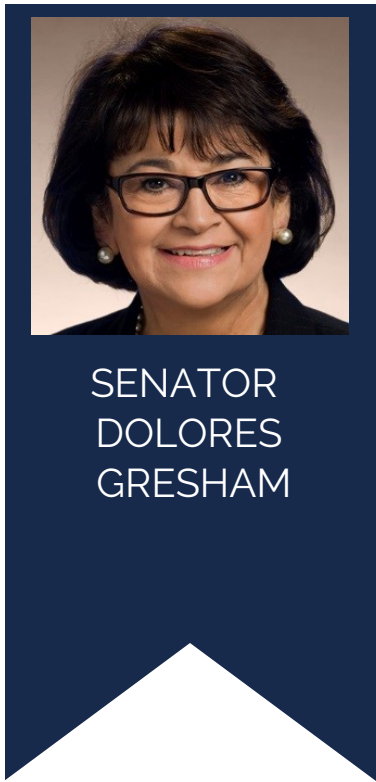
### Racial Demographics



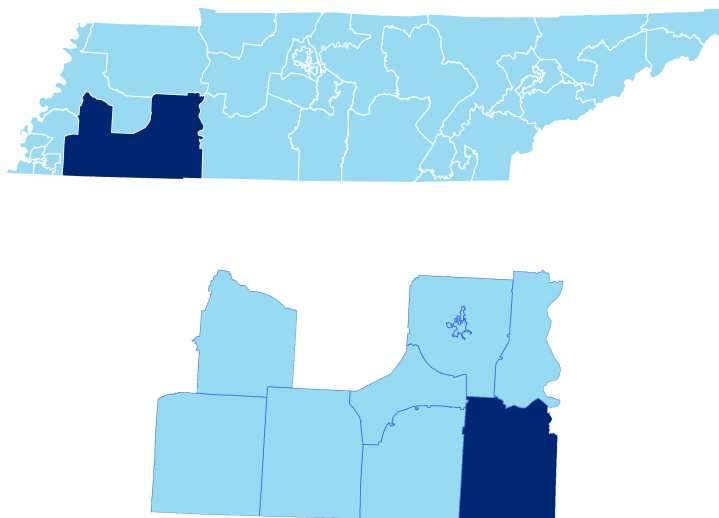


TENNESSEE  
COMPTROLLER  
OF THE TREASURY

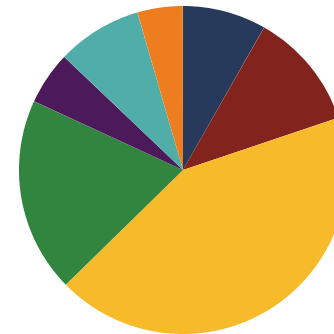




## District 26




## Education Attainment



- Less than 9th grade
- 9-12th grade, No Diploma
- High School Graduate, including equivalency
- Some College, No Degree
- Associate's Degree
- Bachelor's Degree
- Graduate/Professional Degree

## Hardin County Schools (7 of 7 schools)

- Pickwick Southside School
- East Hardin Elementary
- Parris South Elementary
- Hardin County Middle School
- Hardin County High School
- Northside Elementary
- West Hardin Elementary



7  
Schools



3,430  
Average Daily  
Membership



\$45,000  
average teacher salary  
State Average: \$50,958



91.3%  
Graduation Rate  
State Rate: 89.1%



19.3  
Average ACT Score  
State Average: 20.2



55.8%  
College Going Rate  
State Rate: 63.4%



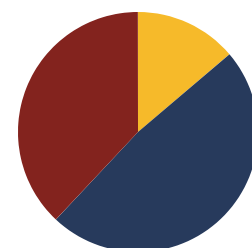
4  
Private Schools  
State Count: 599

## Hardin County Schools

2018 District Designation:

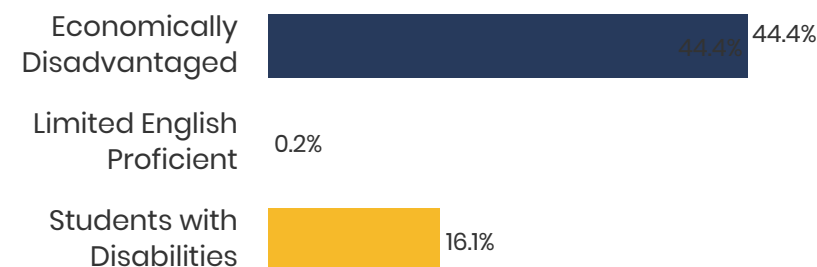
**SATISFACTORY**

## Funding Sources

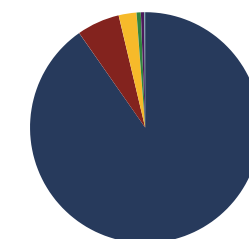


- Federal
- State
- Local

## Student Population



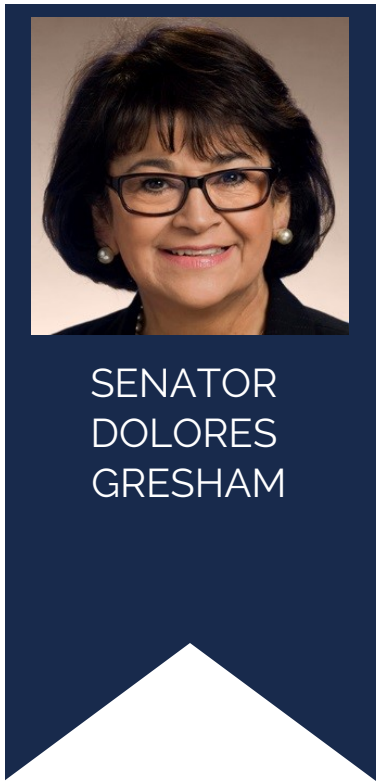
## Racial Demographics



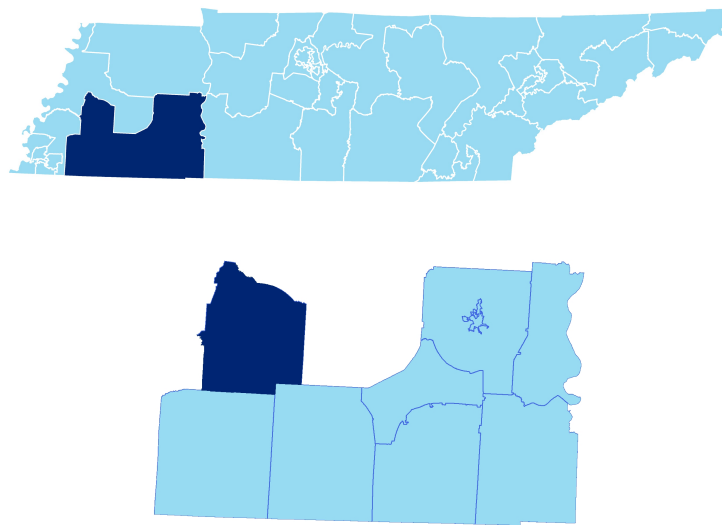
- White
- Black
- Hispanic
- Asian
- Native American
- Hawaiian/Pacific Islander



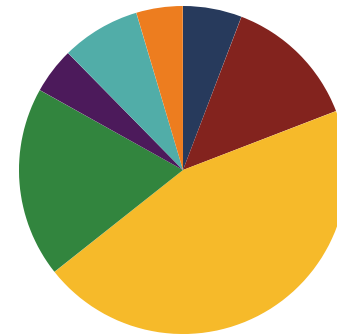
TENNESSEE  
COMPTROLLER  
OF THE TREASURY



## District 26




## Education Attainment



- Less than 9th grade
- 9-12th grade, No Diploma
- High School Graduate, including equivalency
- Some College, No Degree
- Associate's Degree
- Bachelor's Degree
- Graduate/Professional Degree

## Haywood County Schools (4 of 4 schools)

- East Side Elementary
- Haywood Elementary
- Haywood Middle School
- Haywood High School



4  
Schools



2,748  
Average Daily  
Membership



\$43,648  
average teacher salary  
State Average: \$50,958



92%  
Graduation Rate  
State Rate: 89.1%



18.1  
Average ACT Score  
State Average: 20.2



56.6%  
College Going Rate  
State Rate: 63.4%



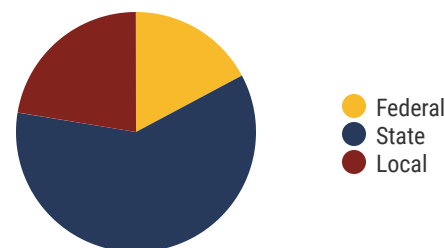
0  
Private Schools  
State Count: 599

## Haywood County Schools

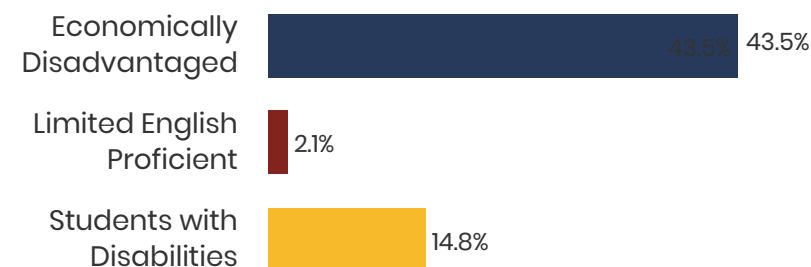
2018 District Designation:

**SATISFACTORY**

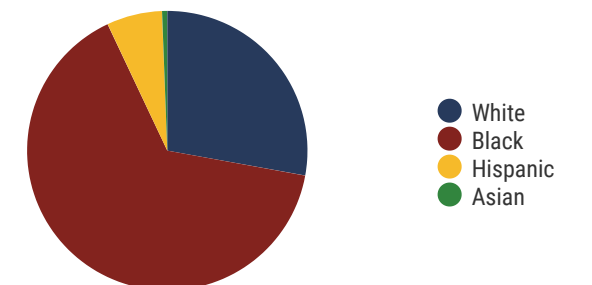
## Funding Sources



## Student Population

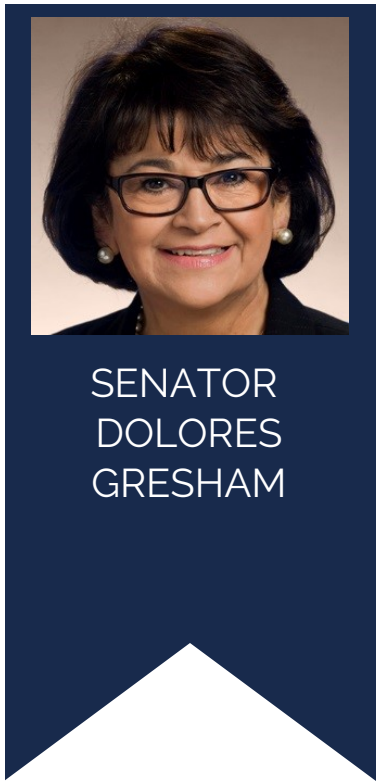


## Racial Demographics

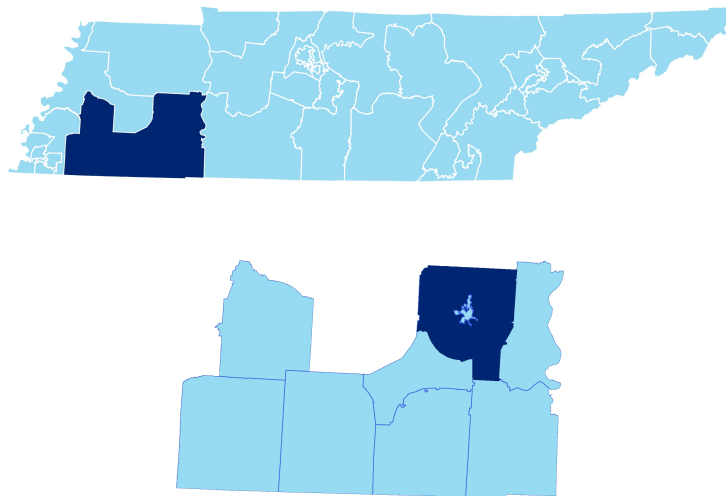




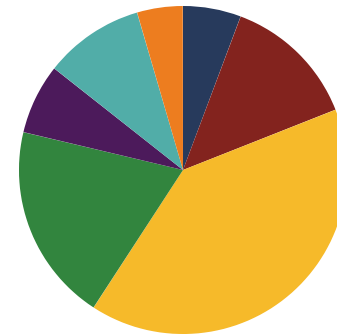
TENNESSEE  
COMPTROLLER  
OF THE TREASURY



## District 26




## Education Attainment



- Less than 9th grade
- 9-12th grade, No Diploma
- High School Graduate, including equivalency
- Some College, No Degree
- Associate's Degree
- Bachelor's Degree
- Graduate/Professional Degree

## Henderson County Schools (9 of 9 schools)

- South Side Elementary
- Scotts Hill Elementary
- Scotts Hill High School
- South Haven Elementary
- Pin Oak Elementary
- Lexington High School
- Westover Elementary
- Bargerton Elementary
- Beaver Elementary



9  
Schools



3,837  
Average Daily  
Membership



\$47,397  
average teacher salary  
State Average: \$50,958



95.5%  
Graduation Rate  
State Rate: 89.1%



20.6  
Average ACT Score  
State Average: 20.2



74.1%  
College Going Rate  
State Rate: 61.5%



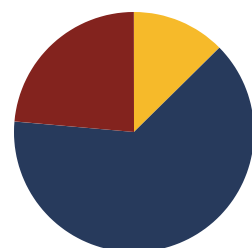
0  
Private Schools  
State Count: 599

## Henderson County Schools

2018 District Designation:

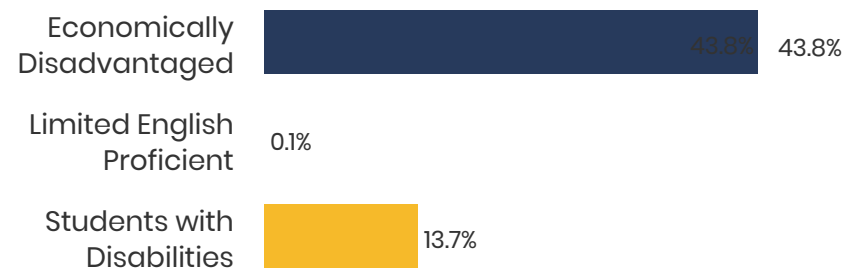
**EXEMPLARY**

## Funding Sources

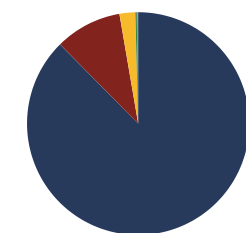


- Federal
- State
- Local

## Student Population



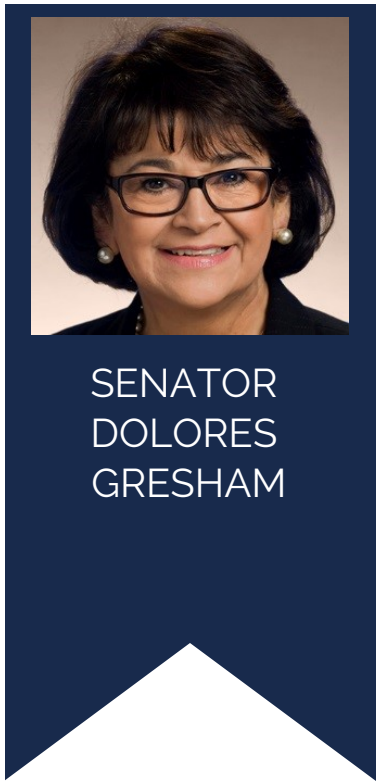
## Racial Demographics



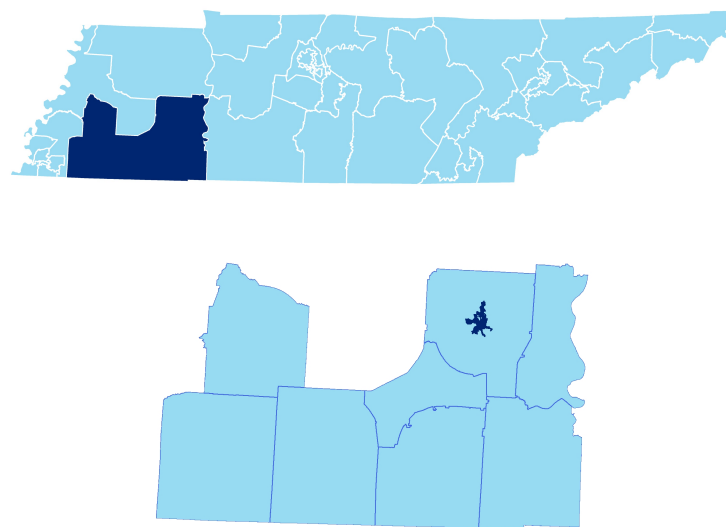
- White
- Black
- Hispanic
- Asian
- Native American
- Hawaiian/Pacific Islander



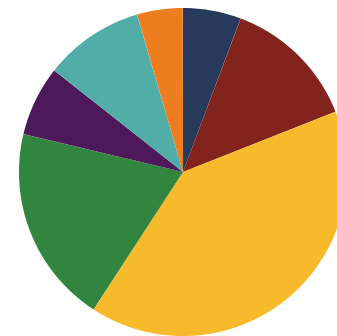
TENNESSEE  
COMPTROLLER  
OF THE TREASURY



## District 26




## Education Attainment



- Less than 9th grade
- 9-12th grade, No Diploma
- High School Graduate, including equivalency
- Some College, No Degree
- Associate's Degree
- Bachelor's Degree
- Graduate/Professional Degree

## Lexington City Schools (2 of 2 schools)

- Paul G. Caywood Elementary
- Lexington Middle School



**2**  
Schools



**811**  
Average Daily  
Membership



**\$44,805**  
average teacher salary  
State Average: \$50,958



**N/A**  
Graduation Rate  
State Rate: 89.1%



**N/A**  
Average ACT Score  
State Average: 20.2



**74.1%**  
College Going Rate  
State Rate: 63.4%



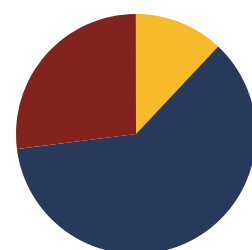
**3**  
Private Schools  
State Count: 599

## Lexington City Schools

2018 District Designation:

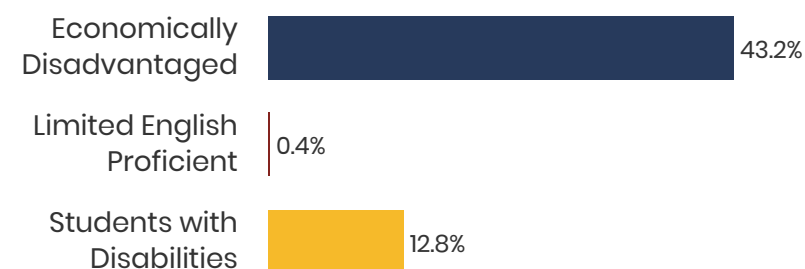
**ADVANCING**

## Funding Sources

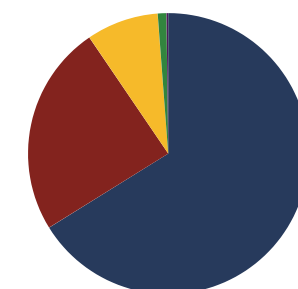


- Federal
- State
- Local

## Student Population



## Racial Demographics



- White
- Black
- Hispanic
- Asian
- Native American

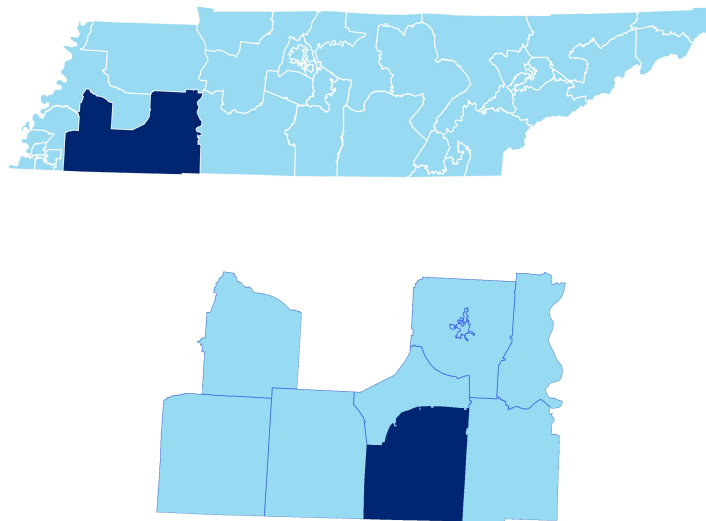


TENNESSEE  
COMPTROLLER  
OF THE TREASURY

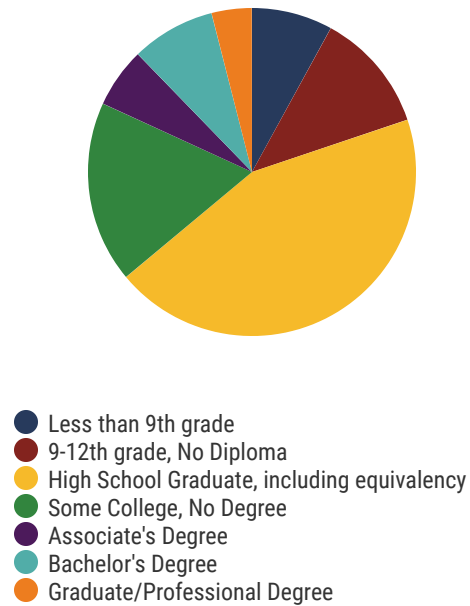




## District 26




## Education Attainment



## McNairy County Schools (8 of 8 schools)

- Michie Elementary
- Ramer Elementary
- Selmer Middle School
- McNairy Central High School
- Selmer Elementary
- Adamsville Junior / Senior High School
- Adamsville Elementary
- Bethel Springs Elementary



8  
Schools



4,081  
Average Daily  
Membership



\$45,244  
average teacher salary  
State Average: \$50,958



95.0%  
Graduation Rate  
State Rate: 89.1%



19.2  
Average ACT Score  
State Average: 20.2



64.5%  
College Going Rate  
State Rate: 63.4%



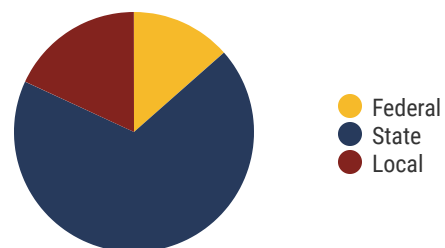
0  
Private Schools  
State Count: 599

## McNairy County Schools

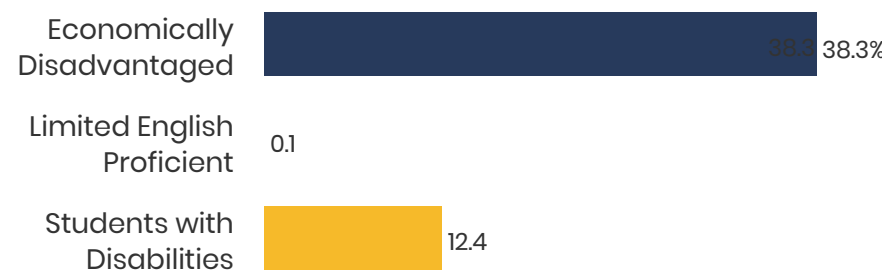
2018 District Designation:

In need of improvement

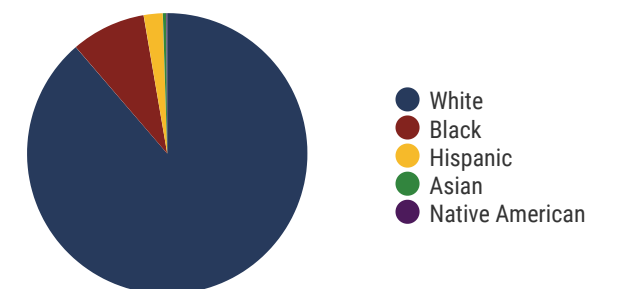
## Funding Sources



## Student Population



## Racial Demographics





TENNESSEE  
COMPTROLLER  
OF THE TREASURY