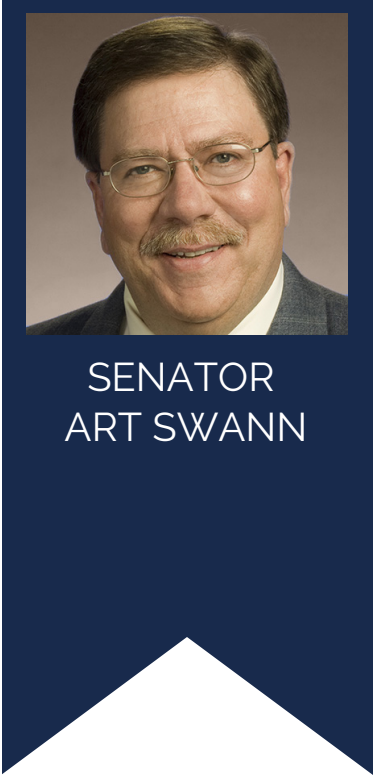
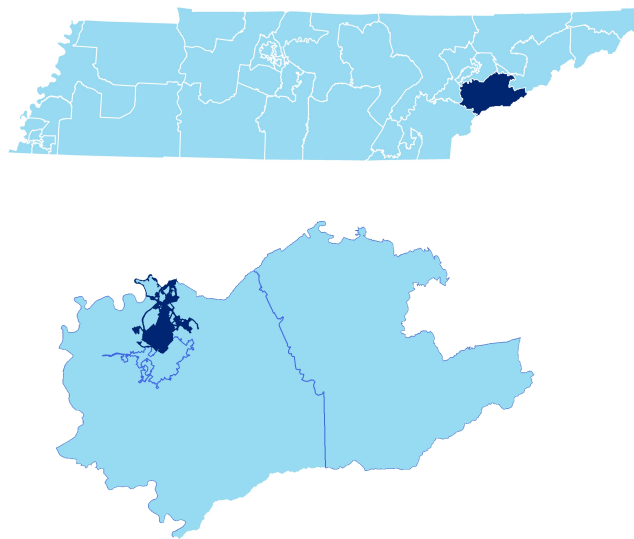


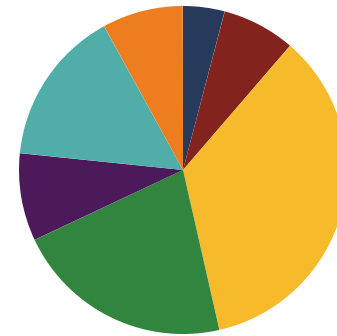
District 2 - Alcoa City Schools Snapshot



District 2




Education Attainment



- Less than 9th grade
- 9-12th grade, No Diploma
- High School Graduate, including equivalency
- Some College, No Degree
- Associate's Degree
- Bachelor's Degree
- Graduate/Professional Degree

Alcoa City Schools (4 of 4 schools)

- Alcoa Elementary
- Alcoa High School
- Alcoa Intermediate School
- Alcoa Middle School



4
Schools



1,965
Average Daily
Membership



\$62,202
average teacher salary
State Average: \$50,958

Alcoa City Schools



99.4%
Graduation Rate
State Rate: 89.1%



21.3
Average ACT Score
State Average: 20.2



60.3%
College Going Rate
State Rate: 63.4%

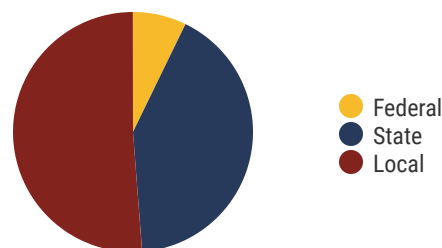


1
Private Schools
State Count: 599

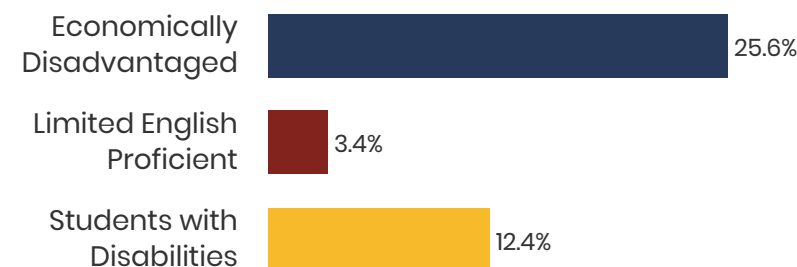
2018 District Designation:

ADVANCING

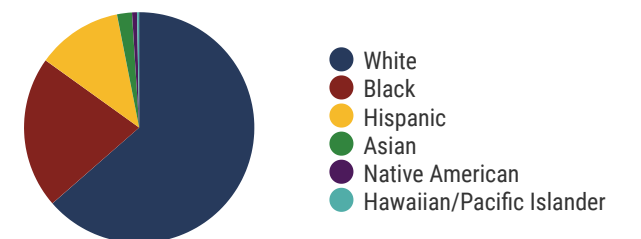
Funding Sources



Student Population



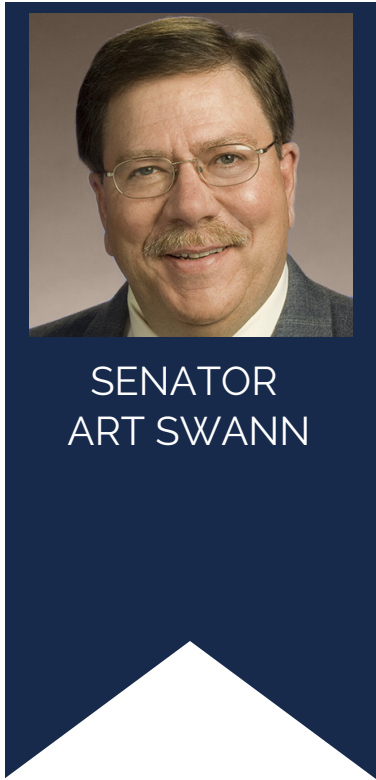
Racial Demographics



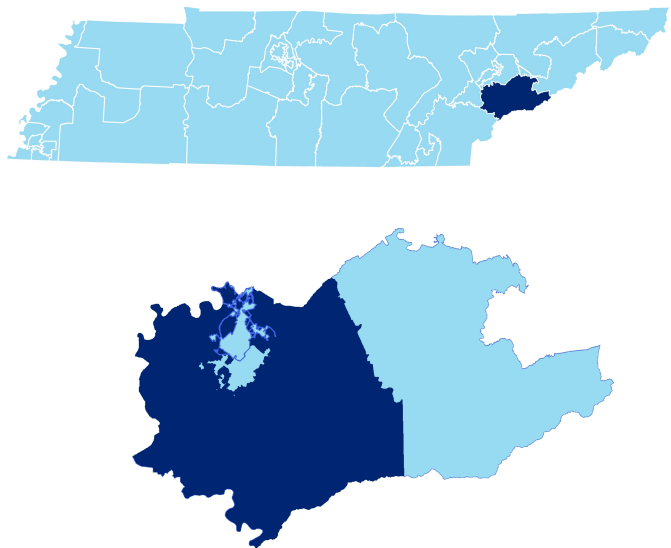


TENNESSEE
COMPTROLLER
OF THE TREASURY

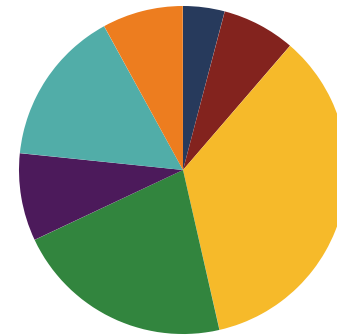
District 2 - Blount County Schools Snapshot



District 2




Education Attainment



- Less than 9th grade
- 9-12th grade, No Diploma
- High School Graduate, including equivalency
- Some College, No Degree
- Associate's Degree
- Bachelor's Degree
- Graduate/Professional Degree

Blount County Schools (20 of 20 schools)

- Carpenters Elementary School
- Carpenters Middle School
- Eagleton Elementary
- Eagleton Middle School
- Fairview Elementary
- Friendsville Elementary
- Heritage High School
- Heritage Middle School
- Lanier Elementary
- Mary Blount Elementary
- Middlesettlements
- Montvale Elementary
- Porter Elementary
- Prospect Elementary School
- Rockford Elementary
- Townsend Elementary
- Union Grove Elementary School
- Union Grove Middle School
- Walland Elementary School
- William Blount High School



20
Schools



10,468
Average Daily
Membership



\$51,455
average teacher salary
State Average: \$50,985



93.9%
Graduation Rate
State Rate: 89.1%



19.4
Average ACT Score
State Average: 20.2



60.3%
College Going Rate
State Rate: 63.4%



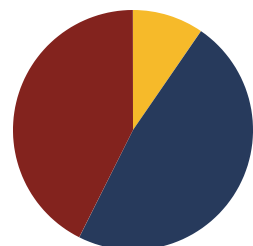
7
Private Schools
State Count: 599

Blount County Schools

2018 District Designation:

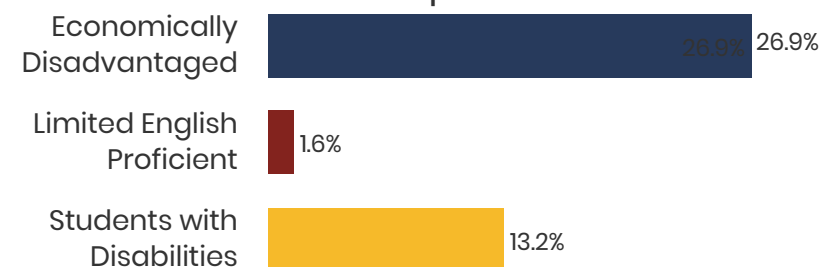
**IN NEED OF
IMPROVEMENT**

Funding Sources

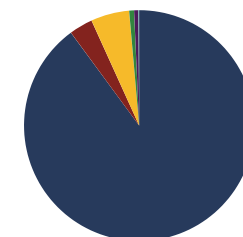


- Federal
- State
- Local

Student Population



Racial Demographics

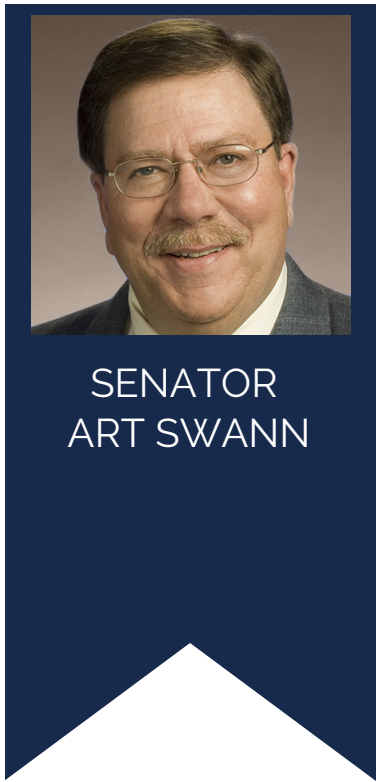


- White
- Black
- Hispanic
- Asian
- Native American
- Hawaiian/Pacific Islander

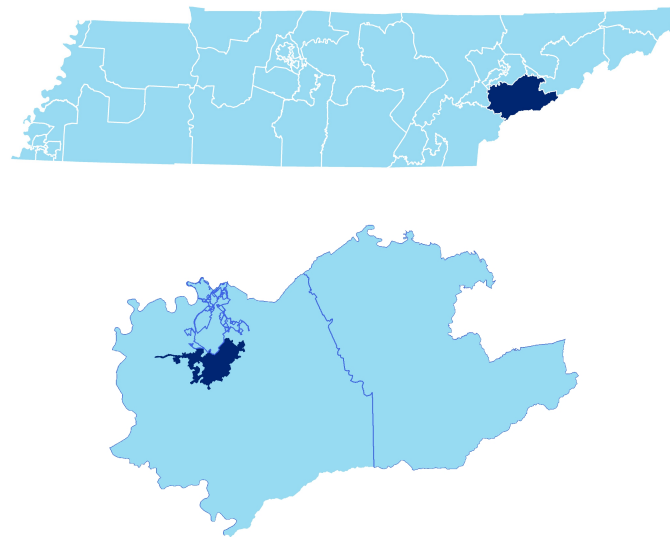


TENNESSEE
COMPTROLLER
OF THE TREASURY

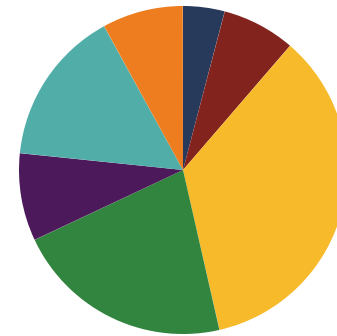
District 2 - Maryville City Schools Snapshot



District 2




Education Attainment



- Less than 9th grade
- 9-12th grade, No Diploma
- High School Graduate, including equivalency
- Some College, No Degree
- Associate's Degree
- Bachelor's Degree
- Graduate/Professional Degree

Maryville City Schools (7 of 7 schools)

- Foothills Elementary
- Montgomery Ridge Intermediate School
- Maryville Junior High School
- Sam Houston Elementary
- Maryville High School
- Coulter Grove Intermediate School
- John Sevier Elementary



7
Schools



5,273
Average Daily
Membership



\$63,864
average teacher salary
State Average: \$50,958



97%
Graduation Rate
State Rate: 89.1%



24.3
Average ACT Score
State Average: 20.2



60.3%
College Going Rate
State Rate: 63.4%



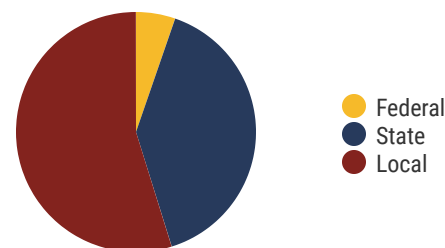
0
Private Schools
State Count: 599

Maryville City Schools

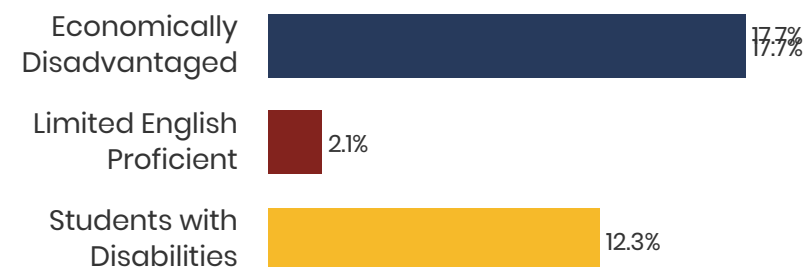
2018 District Designation:

EXEMPLARY

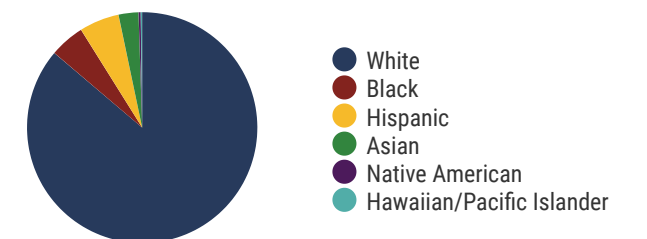
Funding Sources



Student Population



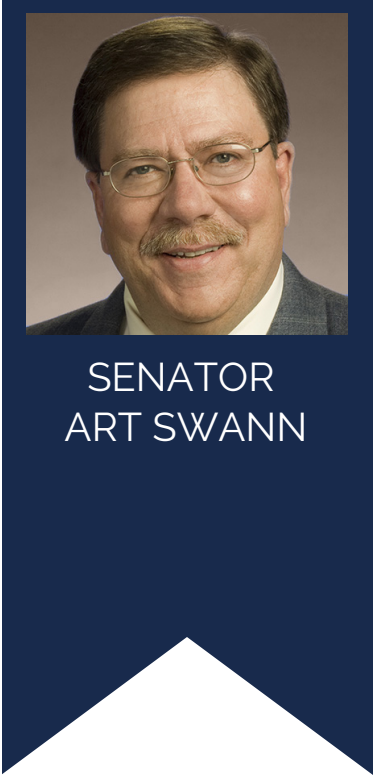
Racial Demographics



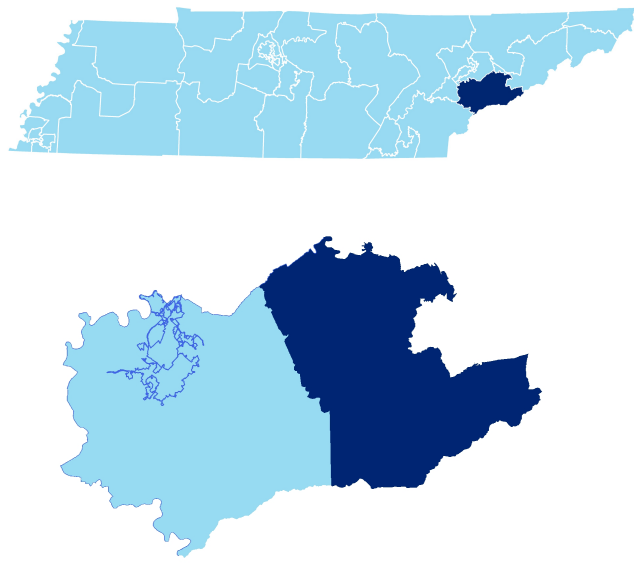


TENNESSEE
COMPTROLLER
OF THE TREASURY

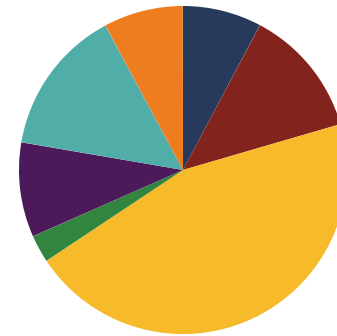
District 2 - Sevier County Schools Snapshot



District 2




Education Attainment



- Less than 9th grade
- 9-12th grade, No Diploma
- High School Graduate, including equivalency
- Some College, No Degree
- Associate's Degree
- Bachelor's Degree
- Graduate/Professional Degree

Sevier County Schools (18 of 25 schools)

- Pi Beta Phi Elementary
- Wearwood Elementary
- Gatlinburg Pittman High
- Pigeon Forge Primary
- Pigeon Forge Middle School
- Pigeon Forge High School
- Sevierville Primary
- Sevierville Middle School
- Sevierville Intermediate
- Sevier County High School
- Seymour Primary
- Seymour Middle School
- Seymour Intermediate
- New Center Elementary
- Seymour High School
- Catlettsburg Elementary School
- Gary Hardin Academy
- Boyds Creek Elementary School



25
Schools



14,145
Average Daily
Membership



\$51,543
average teacher salary
State Average: \$50,958



90.3%
Graduation Rate
State Rate: 89.1%



20.4
Average ACT Score
State Average: 20.2



61.1%
College Going Rate
State Rate: 63.4%



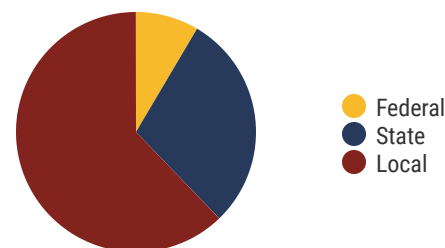
7
Private Schools
State Count: 599

Sevier County Schools

2018 District Designation:

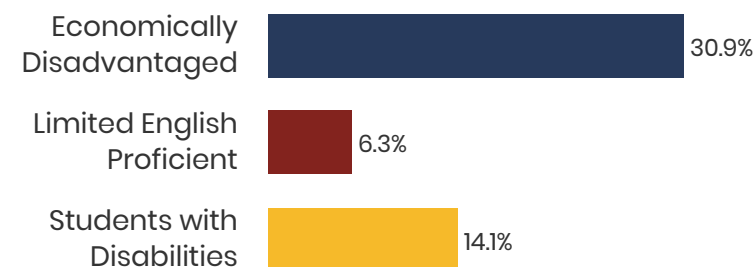
**IN NEED OF
IMPROVEMENT**

Funding Sources



- Federal
- State
- Local

Student Population



Racial Demographics

