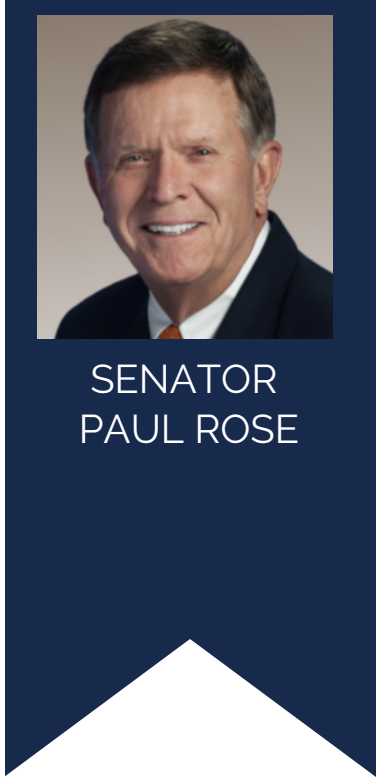
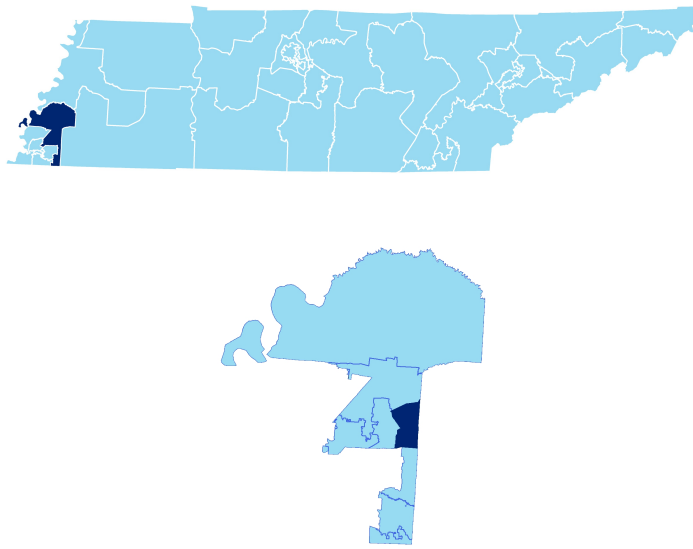


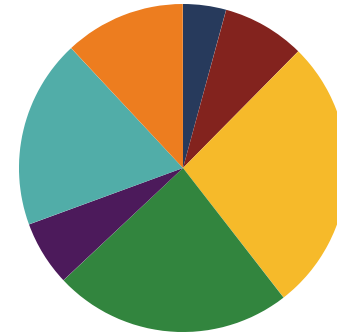
District 32 - Arlington City Schools Snapshot



District 32




Education Attainment



- Less than 9th grade
- 9-12th grade, No Diploma
- High School Graduate, including equivalency
- Some College, No Degree
- Associate's Degree
- Bachelor's Degree
- Graduate/Professional Degree

Arlington City Schools (4 of 4 schools)

- Donelson Elementary
- Arlington High
- Arlington Middle
- Arlington Elementary



4
Schools



4,569
Average Daily
Membership



\$60,635
average teacher salary
State Average: \$50,958



97.2%
Graduation Rate
State Rate: 89.1%



23.6
Average ACT Score
State Average: 20.2



63.5%
College Going Rate
State Rate: 63.4%

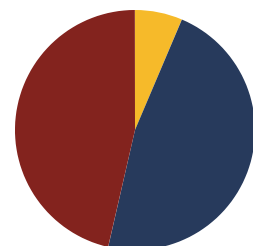


0
Private Schools
State Count: 599

2018 District Designation:

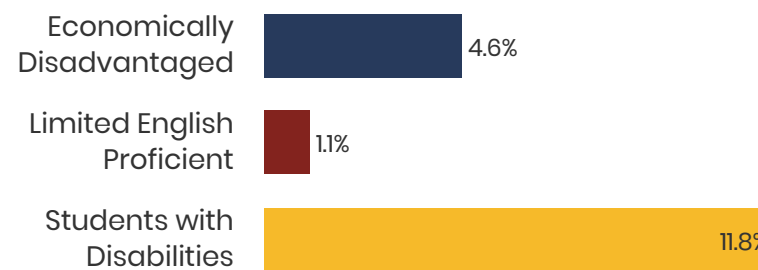
ADVANCING

Funding Sources

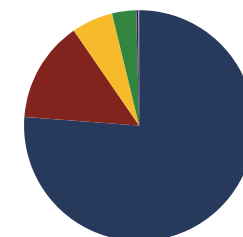


- Federal
- State
- Local

Student Population



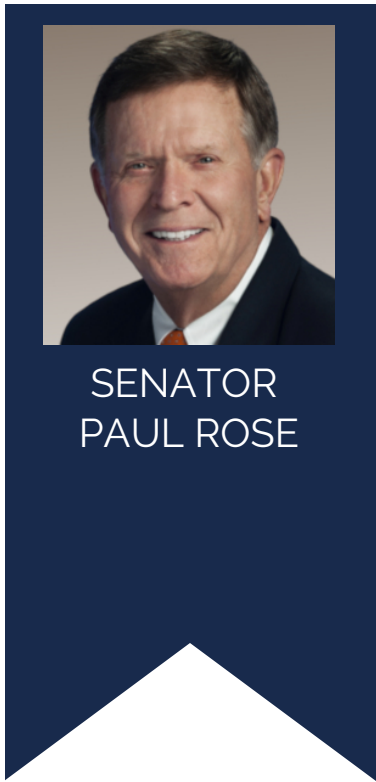
Racial Demographics



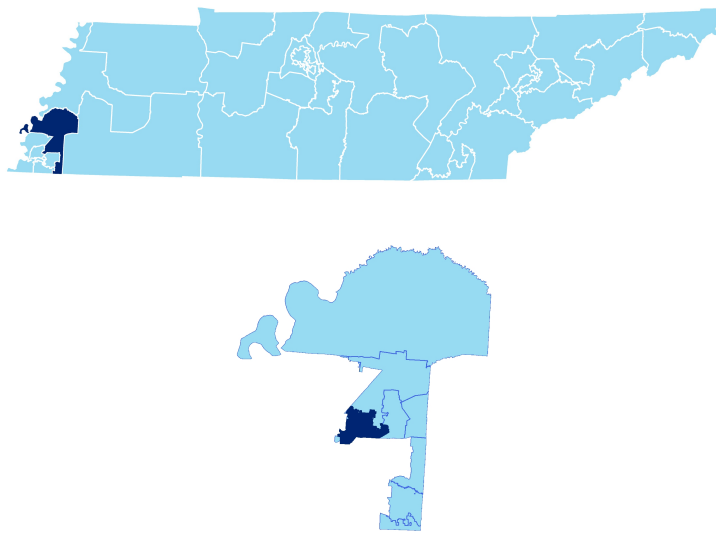
- White
- Black
- Hispanic
- Asian
- Native American
- Hawaiian/Pacific Islander



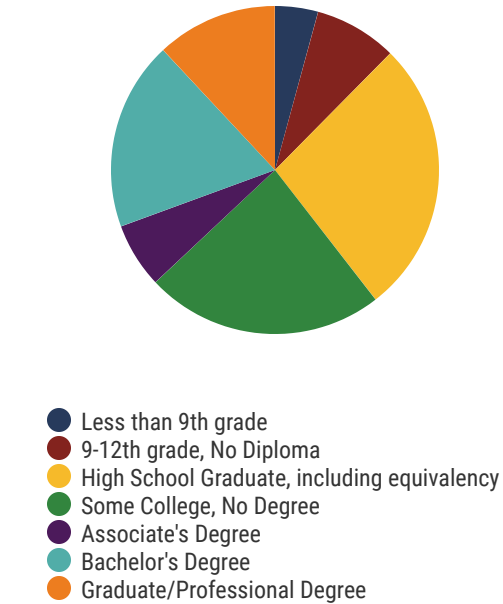
TENNESSEE
COMPTROLLER
OF THE TREASURY



District 32




Education Attainment



Bartlett Municipal Schools (9 of 10 schools)

- Elmore Park Middle School
- Bartlett High School
- Altruria Elementary
- Oak Elementary
- Appling Middle School
- Bon Lin Middle School
- Bartlett Elementary School
- Ellendale Elementary
- Rivercrest Elementary



10
Schools



8,974
Average Daily
Membership



\$57,889
average teacher salary
State Average: \$50,958



96.2%
Graduation Rate
State Rate: 89.1%



21.2
Average ACT Score
State Average: 20.2



63.5%
College Going Rate
State Rate: 63.4%



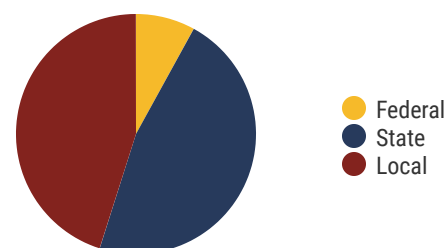
5
Private Schools
State Count: 599

Bartlett Municipal Schools

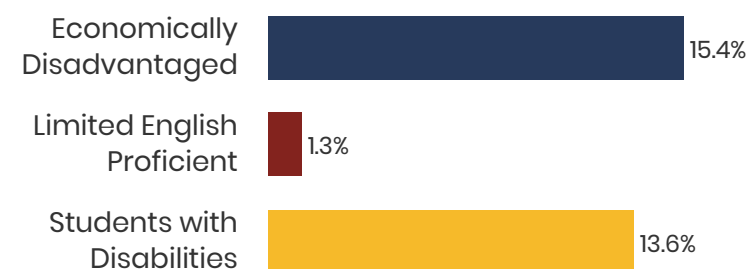
2018 District Designation:

ADVANCING

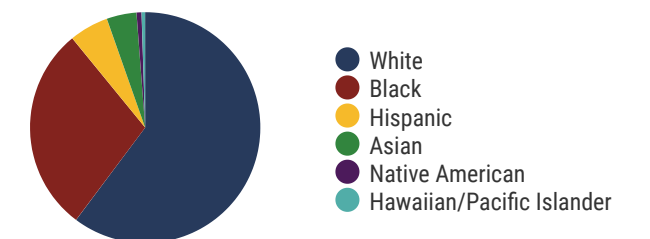
Funding Sources



Student Population

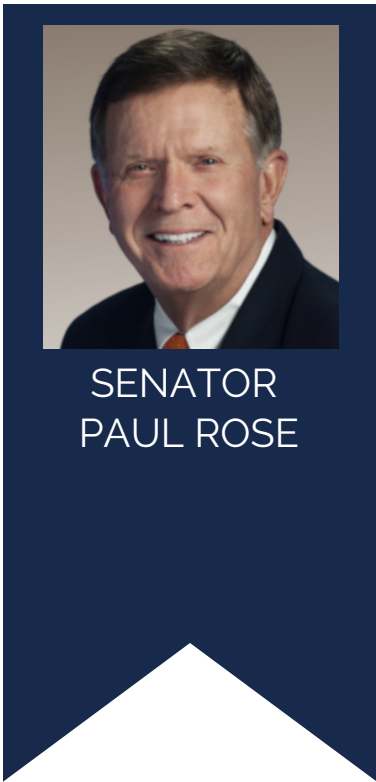


Racial Demographics

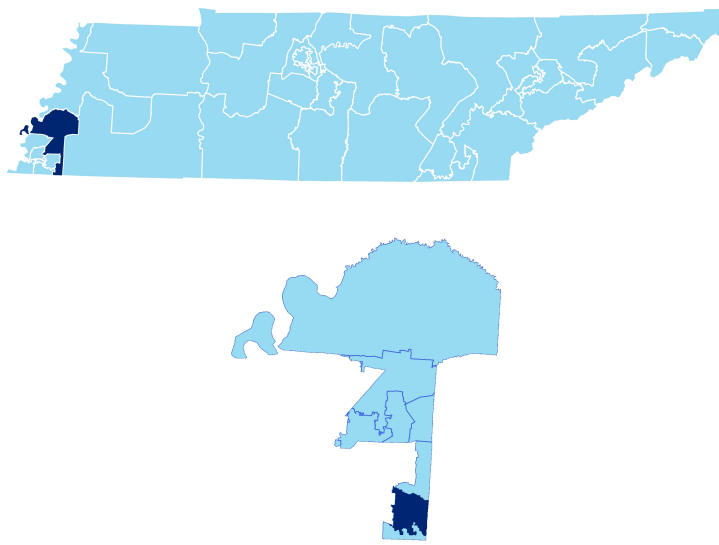




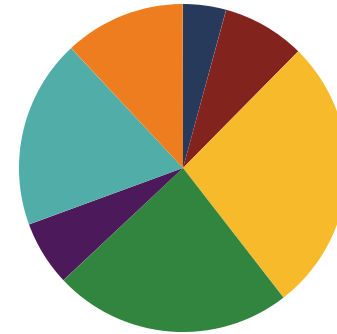
TENNESSEE
COMPTROLLER
OF THE TREASURY



District 32




Education Attainment



- Less than 9th grade
- 9-12th grade, No Diploma
- High School Graduate, including equivalency
- Some College, No Degree
- Associate's Degree
- Bachelor's Degree
- Graduate/Professional Degree

Collierville Municipal Schools (8 of 8 schools)

- Sycamore Elementary School
- Collierville Middle School
- Schilling Farms Middle
- Bailey Station Elementary School
- Collierville Elementary School
- Tara Oaks Elementary School
- Collierville High School
- Crosswind Elementary School



8
Schools



8,599
Average Daily
Membership



\$58,113
average teacher salary
State Average: \$50,958



95%
Graduation Rate
State Rate: 89.1%



25.1
Average ACT Score
State Average: 20.2



63.5%
College Going Rate
State Rate: 63.4%



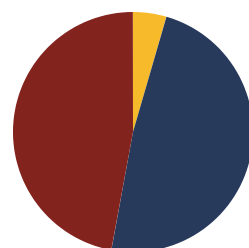
2
Private Schools
State Count: 599

Collierville Municipal Schools

2018 District Designation:

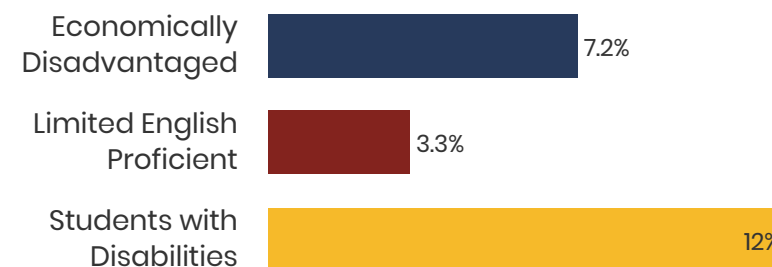
ADVANCING

Funding Sources

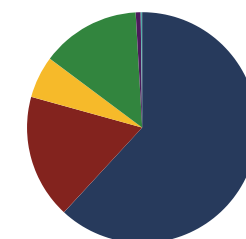


- Federal
- State
- Local

Student Population



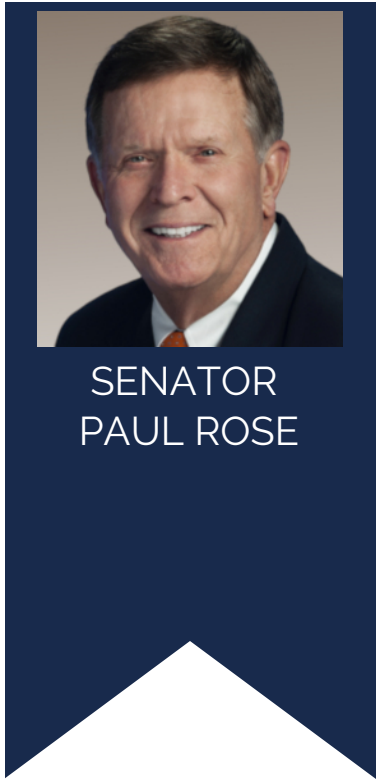
Racial Demographics



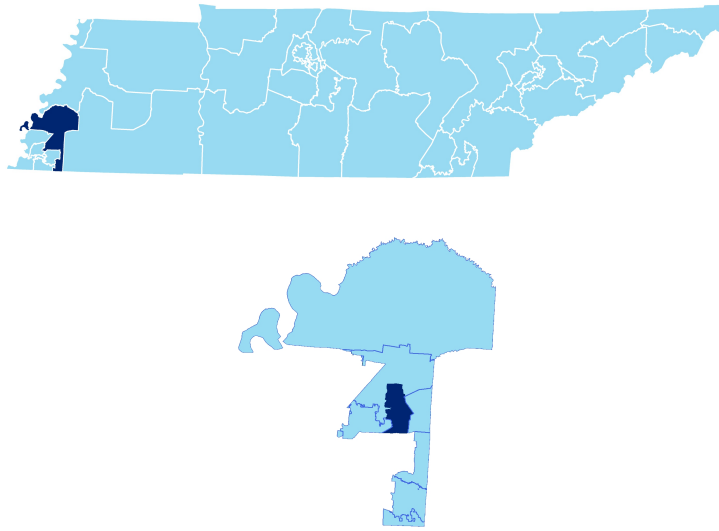
- White
- Black
- Hispanic
- Asian
- Native American
- Hawaiian/Pacific Islander



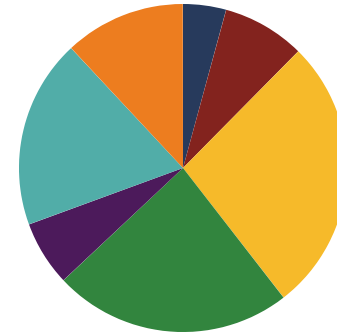
TENNESSEE
COMPTROLLER
OF THE TREASURY



District 32




Education Attainment



- Less than 9th grade
- 9-12th grade, No Diploma
- High School Graduate, including equivalency
- Some College, No Degree
- Associate's Degree
- Bachelor's Degree
- Graduate/Professional Degree

Lakeland School System (2 of 2 schools)

- Lakeland Elementary School
- Lakeland Middle Preparatory School



2
Schools



1,612
Average Daily
Membership



\$56,432
average teacher salary
State Average: \$50,958



N/A
Graduation Rate
State Rate: 89.1%



N/A
Average ACT Score
State Average: 20.2



63.5%
College Going Rate
State Rate: 63.4%



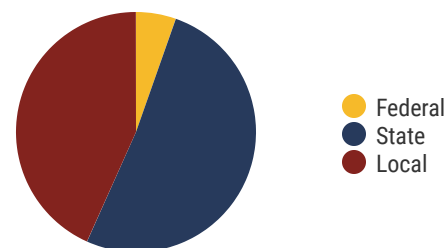
0
Private Schools
State Count: 599

Lakeland School System

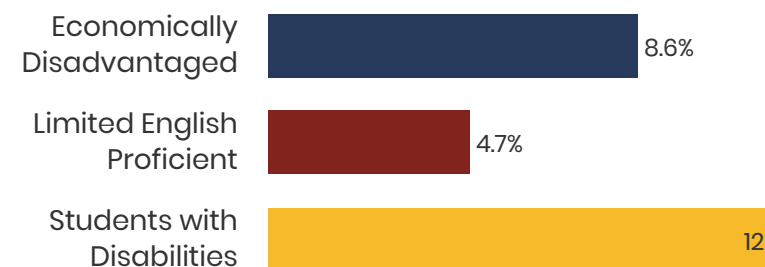
2018 District Designation:

ADVANCING

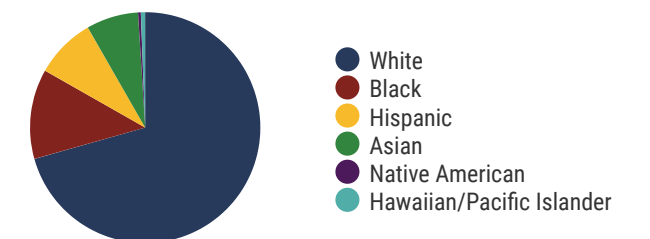
Funding Sources



Student Population

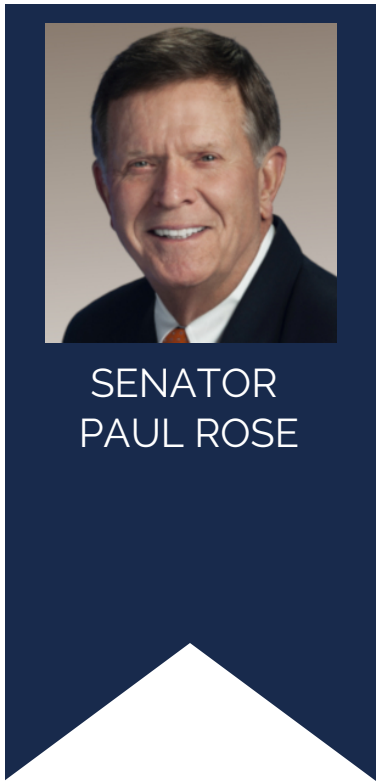


Racial Demographics

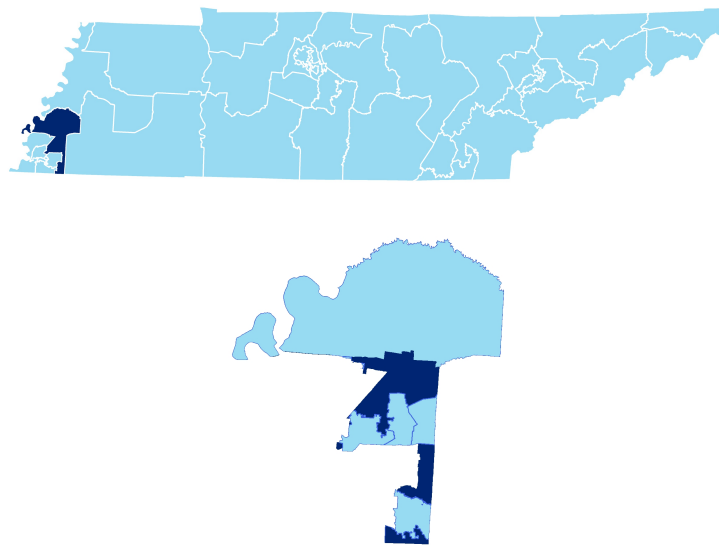




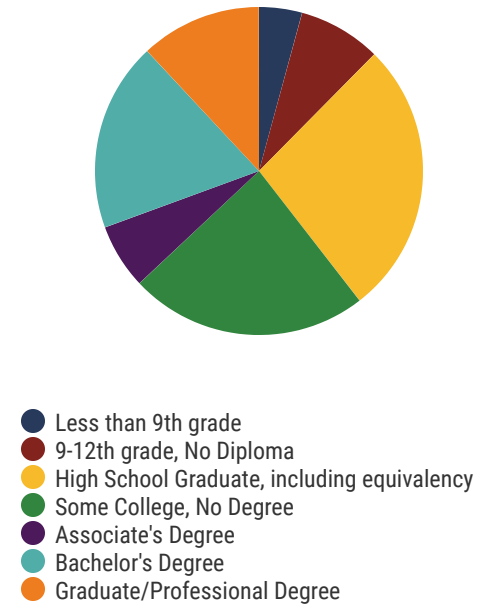
TENNESSEE
COMPTROLLER
OF THE TREASURY



District 26




Education Attainment



Shelby County Schools (5 of 200 schools)

- Memphis Rise Academy
- Raleigh-Bartlett Meadows Elementary
- Bolton High
- Barret's Chapel Elementary/Middle
- Gateway University



200
Schools



114,954
Average Daily
Membership



\$56,480
average teacher salary
State Average: \$50,958



79.2%
Graduation Rate
State Rate: 89.1%



17.7
Average ACT Score
State Average: 20.2



63.5%
College Going Rate
State Rate: 63.4%



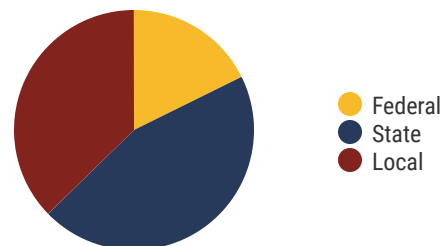
1
Private Schools
State Count: 599

Shelby County Schools

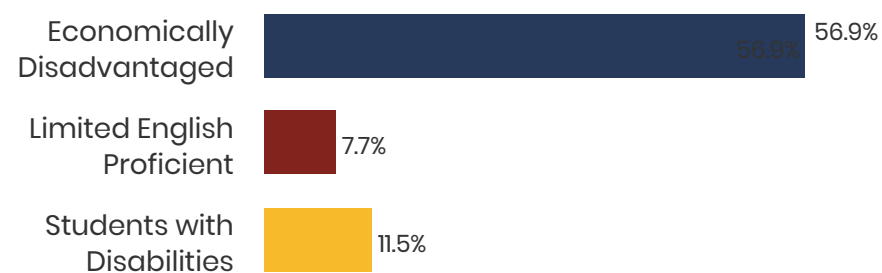
2018 District Designation:

ADVANCING

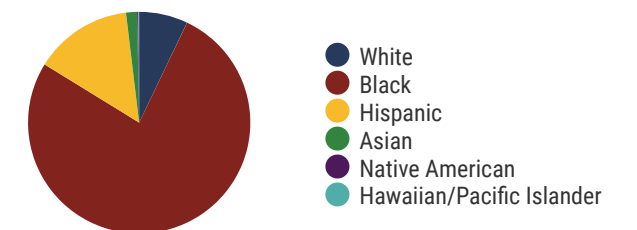
Funding Sources



Student Population



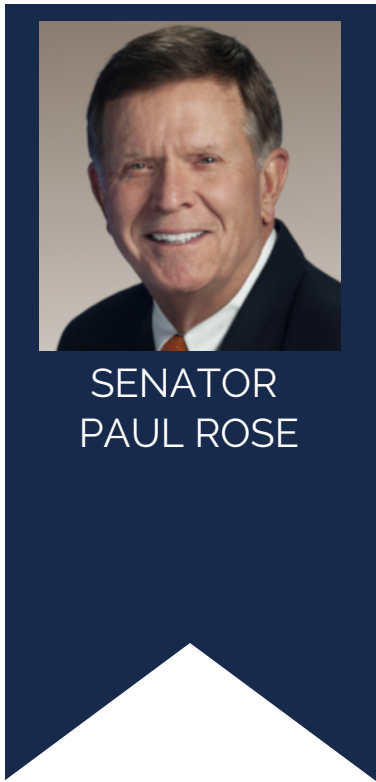
Racial Demographics



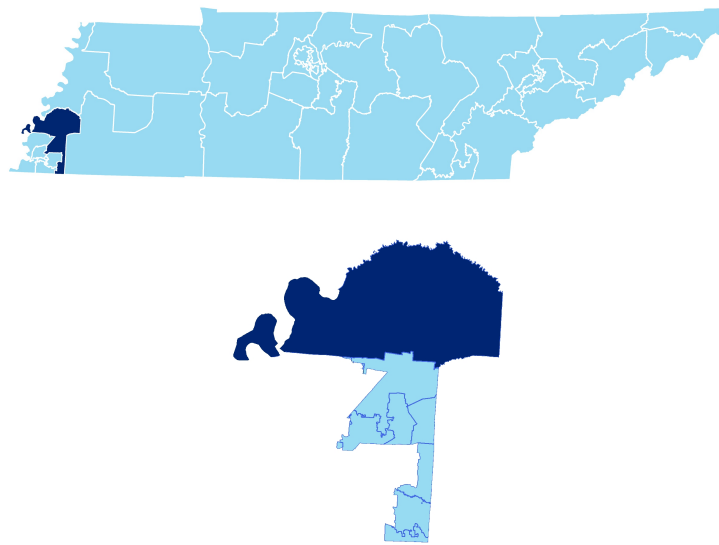


TENNESSEE
COMPTROLLER
OF THE TREASURY

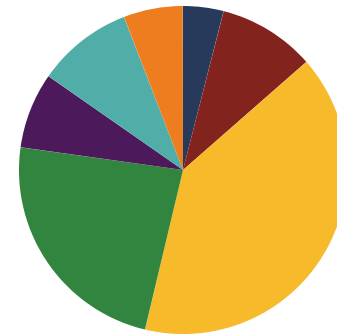
District 32 - Tipton County Schools Snapshot



District 32




Education Attainment



- Less than 9th grade
- 9-12th grade, No Diploma
- High School Graduate, including equivalency
- Some College, No Degree
- Associate's Degree
- Bachelor's Degree
- Graduate/Professional Degree

Tipton County Schools (13 of 13 schools)

- Atoka Elementary School
- Munford Elementary
- Munford High School
- Austin Peay Elementary School
- Munford Middle School
- Drummonds Elementary
- Brighton High School
- Brighton Elementary
- Brighton Middle School
- Crestview Elementary
- Covington High School
- Covington Integrated Arts Academy
- Crestview Middle School



13
Schools



10,690
Average Daily
Membership



\$52,040
average teacher salary
State Average: \$50,958



96.9%
Graduation Rate
State Rate: 89.1%



20.8
Average ACT Score
State Average: 20.2



61%
College Going Rate
State Rate: 63.4%



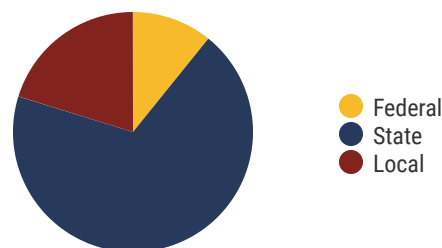
2
Private Schools
State Count: 599

Tipton County Schools

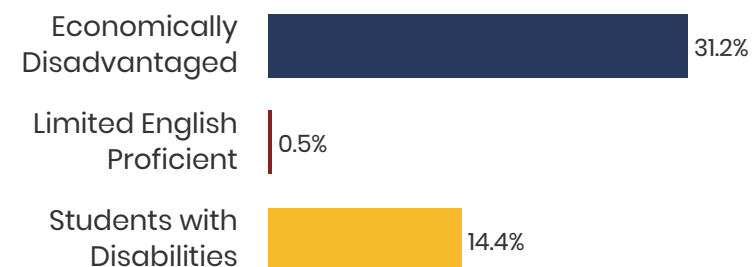
2018 District Designation:

**IN NEED OF
IMPROVEMENT**

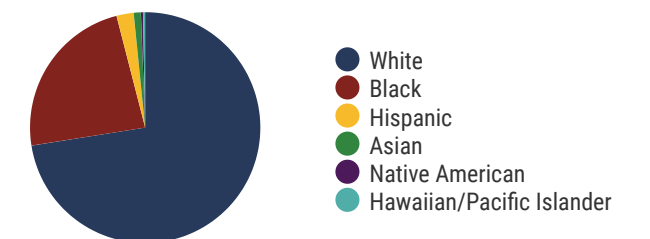
Funding Sources



Student Population



Racial Demographics





TENNESSEE
COMPTROLLER
OF THE TREASURY