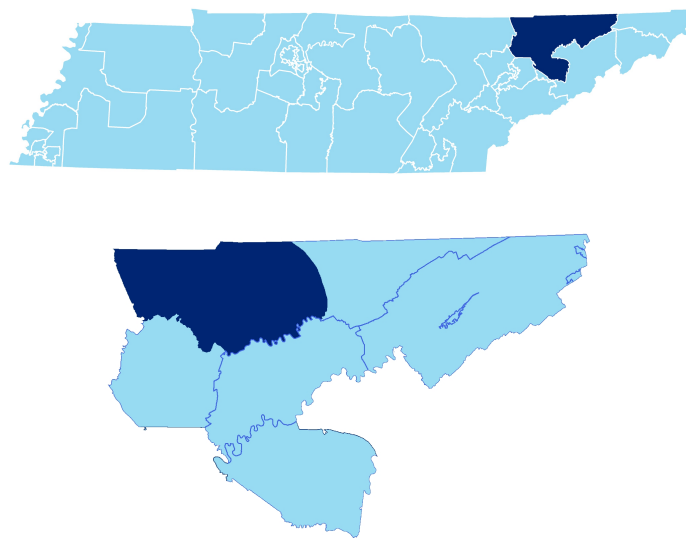
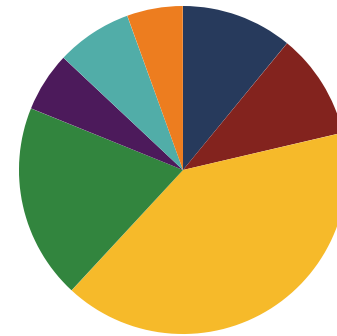


## District 8




## Education Attainment



- Less than 9th grade
- 9-12th grade, No Diploma
- High School Graduate, including equivalency
- Some College, No Degree
- Associate's Degree
- Bachelor's Degree
- Graduate/Professional Degree

## Claiborne County Schools (11 of 11 schools)

- Springdale Elementary
- Claiborne High School
- Midway Elementary
- Tazewell-New Tazewell Elementary
- Soldiers Memorial Middle School
- Powell Valley Elementary
- Cumberland Gap High School
- H. Y. Livesay Middle School
- Clairfield Elementary
- Forge Ridge School
- Ellen Myers Primary



11  
Schools



4,087  
Average Daily  
Membership



\$45,066  
average teacher salary  
State Average: \$50,958



92.7%  
Graduation Rate  
State Rate: 89.1%



19.3  
Average ACT Score  
State Average: 20.2



58.7%  
College Going Rate  
State Rate: 63.4%

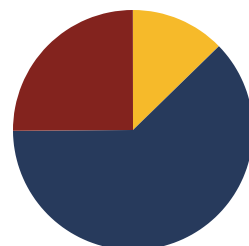


5  
Private Schools  
State Count: 599

2018 District Designation:

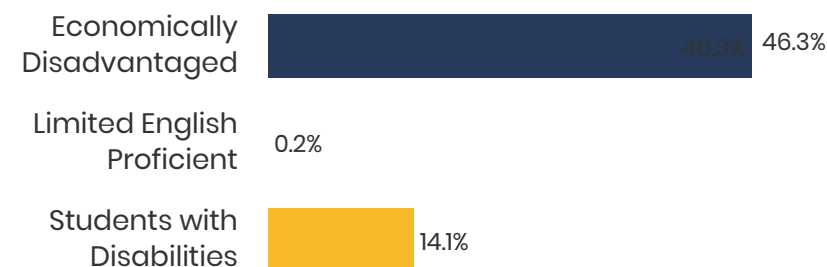
**ADVANCING**

## Funding Sources

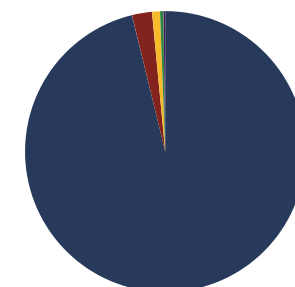


- Federal
- State
- Local

## Student Population



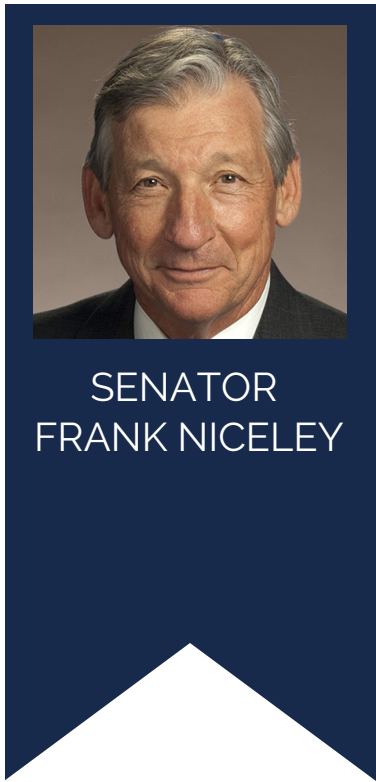
## Racial Demographics



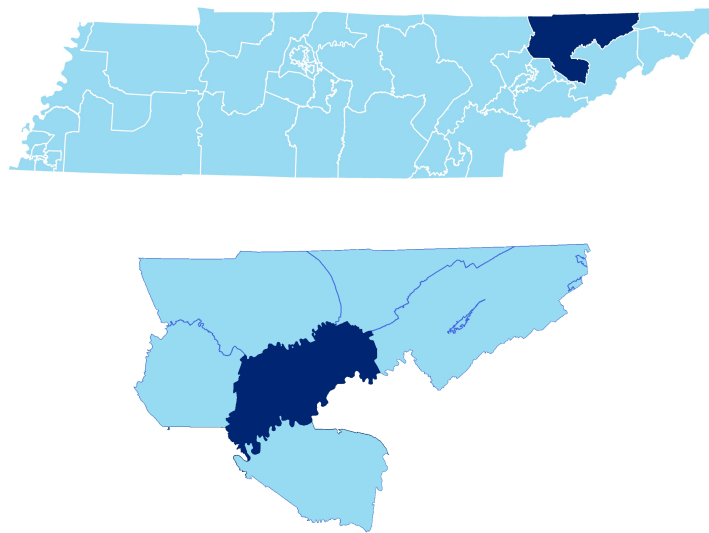
- White
- Black
- Hispanic
- Asian
- Native American



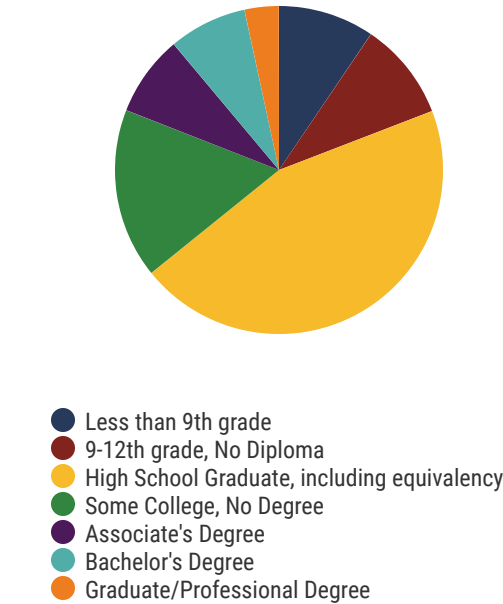
TENNESSEE  
COMPTROLLER  
OF THE TREASURY



## District 8




## Education Attainment



## Grainger County Schools (8 of 8 schools)

- Joppa Elementary
- Grainger Academy
- Rutledge Middle School
- Rutledge Elementary School
- Rutledge Primary
- Washburn School
- Grainger High School
- Bean Station Elementary



8  
Schools



3,387  
Average Daily  
Membership



\$46,754  
average teacher salary  
State Average: \$50,958

## Grainger County Schools



96.9%  
Graduation Rate  
State Rate: 89.1%



18.3  
Average ACT Score  
State Average: 20.2



61.7%  
College Going Rate  
State Rate: 63.4%

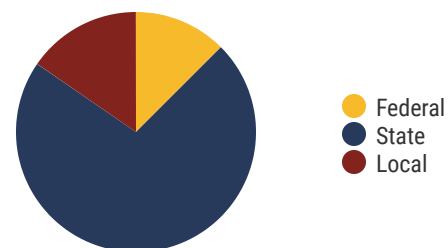


0  
Private Schools  
State Count: 599

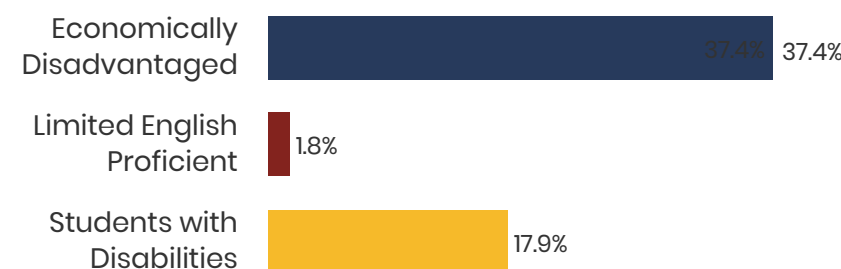
2018 District Designation:

**ADVANCING**

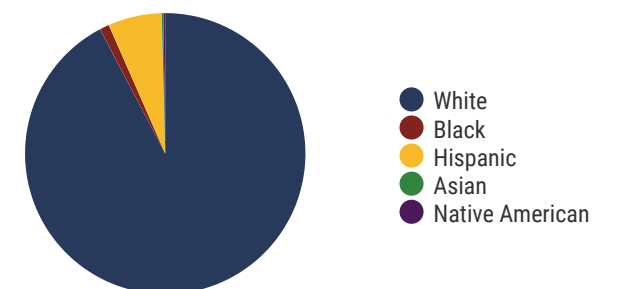
## Funding Sources



## Student Population

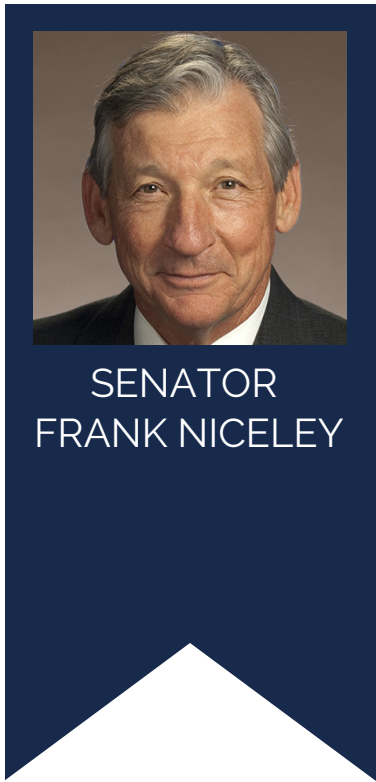


## Racial Demographics

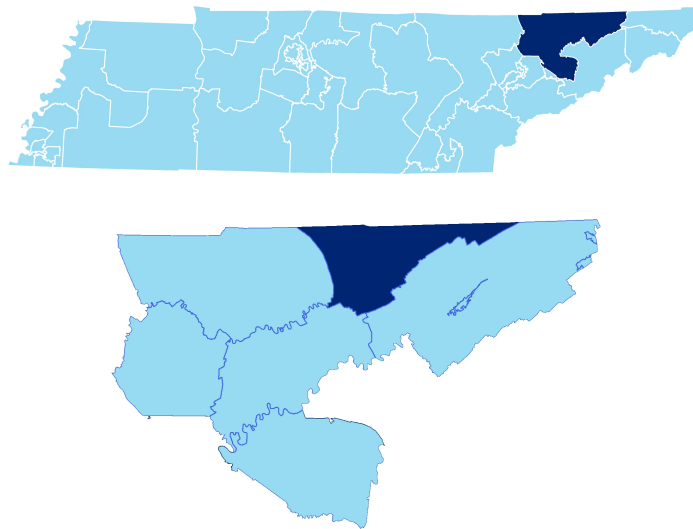




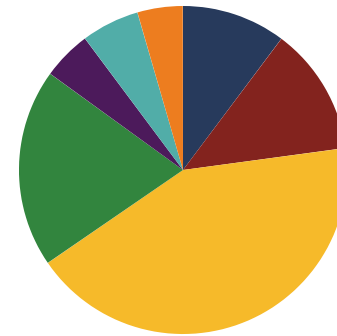
TENNESSEE  
COMPTROLLER  
OF THE TREASURY



## District 8




## Education Attainment



- Less than 9th grade
- 9-12th grade, No Diploma
- High School Graduate, including equivalency
- Some College, No Degree
- Associate's Degree
- Bachelor's Degree
- Graduate/Professional Degree

## Hancock County Schools (2 of 2 schools)

- Hancock County Elementary
- Hancock High School



2  
Schools



963  
Average Daily  
Membership



\$42,047  
average teacher salary  
State Average: \$50,958



90.1%  
Graduation Rate  
State Rate: 89.1%



18.8  
Average ACT Score  
State Average: 20.2



57.4%  
College Going Rate  
State Rate: 63.4%



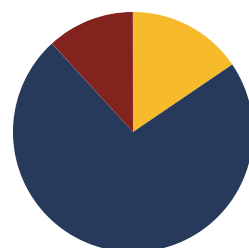
0  
Private Schools  
State Count: 599

## Hancock County Schools

2018 District Designation:

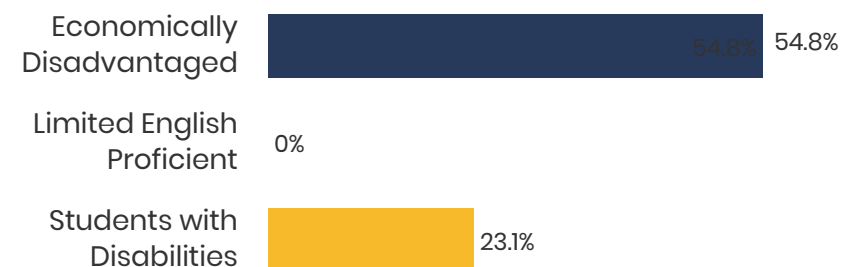
**SATISFACTORY**

## Funding Sources

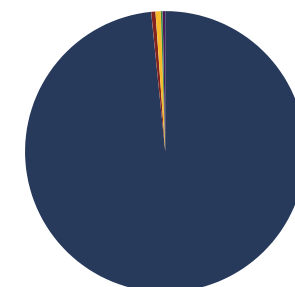


- Federal
- State
- Local

## Student Population



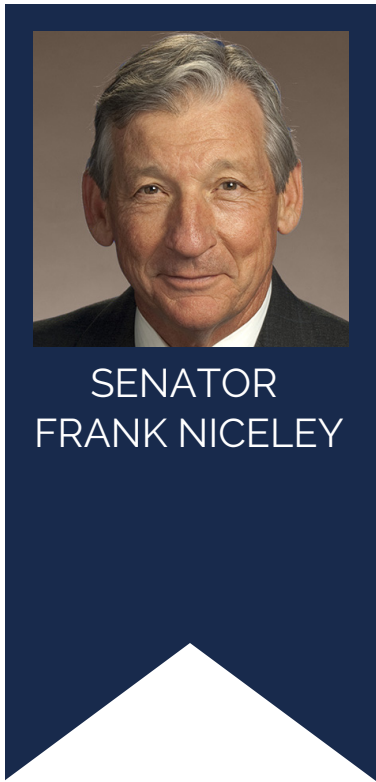
## Racial Demographics



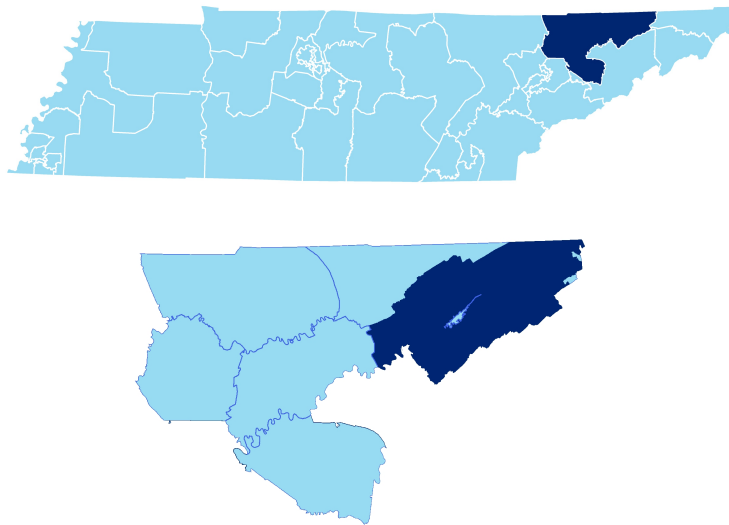
- White
- Black
- Hispanic
- Asian
- Native American



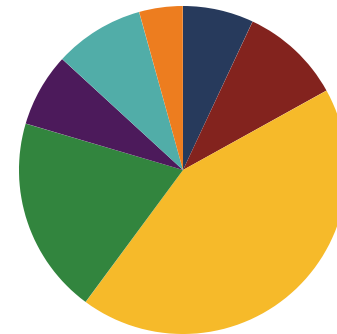
TENNESSEE  
COMPTROLLER  
OF THE TREASURY



## District 8




## Education Attainment



- Less than 9th grade
- 9-12th grade, No Diploma
- High School Graduate, including equivalency
- Some College, No Degree
- Associate's Degree
- Bachelor's Degree
- Graduate/Professional Degree

## Hawkins County Schools (18 of 18 schools)

- Bulls Gap School
- St Clair Elementary
- Mooreburg Elementary
- Cherokee High School
- Keplar Elementary
- Rogersville Middle School
- Hawkins Elementary
- Joseph Rogers Primary School
- Surgoinsville Elementary
- Surgoinsville Middle School
- Clinch School
- McPheeter's Bend Elementary
- Volunteer High School
- Church Hill Middle School
- Church Hill Intermediate School
- Church Hill Elementary
- Mt Carmel Elementary
- Carter's Valley Elementary



18  
Schools



6,554  
Average Daily  
Membership



\$45,204  
average teacher salary  
State Average: \$50,958



96.7%  
Graduation Rate  
State Rate: 89.1%



19  
Average ACT Score  
State Average: 20.2



56.5%  
College Going Rate  
State Rate: 63.4%



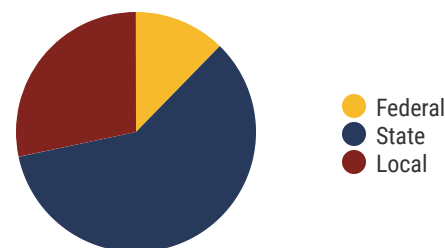
0  
Private Schools  
State Count: 599

## Hawkins County Schools

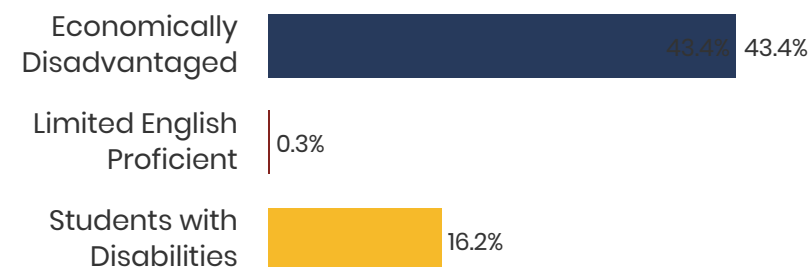
2018 District Designation:

**SATISFACTORY**

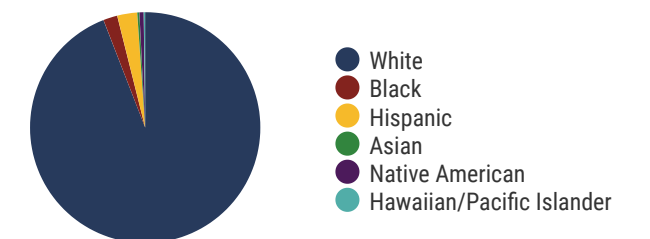
## Funding Sources



## Student Population



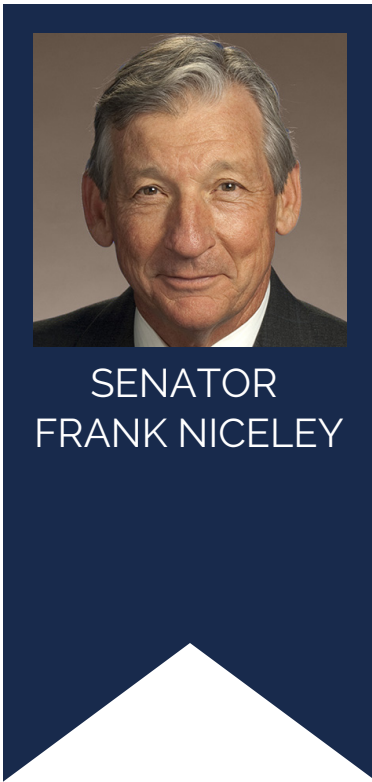
## Racial Demographics



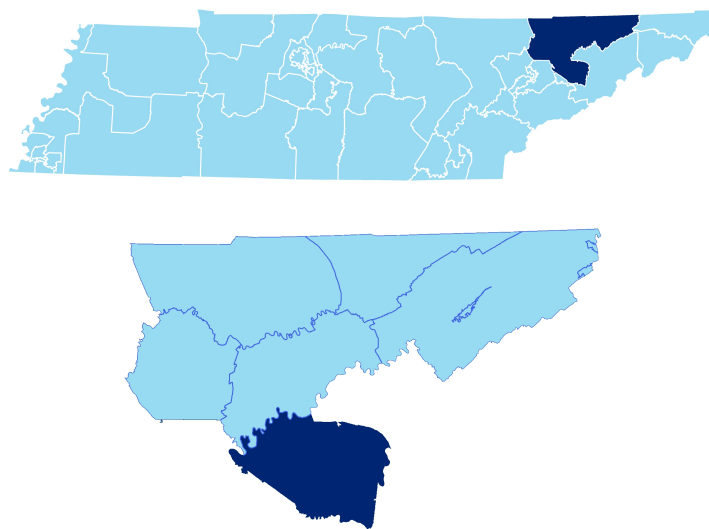


TENNESSEE  
COMPTROLLER  
OF THE TREASURY

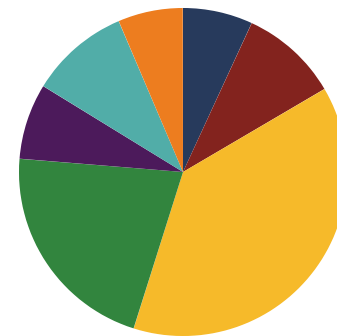




## District 8



## Education Attainment




- Less than 9th grade
- 9-12th grade, No Diploma
- High School Graduate, including equivalency
- Some College, No Degree
- Associate's Degree
- Bachelor's Degree
- Graduate/Professional Degree

## Jefferson County Schools (11 of 11 schools)

- Maury Middle School
- Piedmont Elementary
- Dandridge Elementary
- Jefferson Co High School
- Rush Strong Elementary
- Mount Horeb Elementary School
- New Market Elementary
- White Pine Elementary
- Jefferson Middle School
- Jefferson Elementary
- Talbott Elementary

## Jefferson County Schools



**11**  
Schools



**7,018**  
Average Daily  
Membership



**\$47,020**  
average teacher salary  
State Average: \$50,958



**95.4%**  
Graduation Rate  
State Rate: 89.1%



**20**  
Average ACT Score  
State Average: 20.2



**57.8%**  
College Going Rate  
State Rate: 63.4%

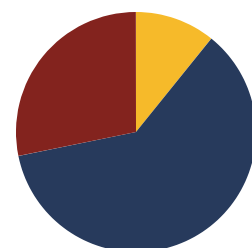


**2**  
Private Schools  
State Count: 599

2018 District Designation:

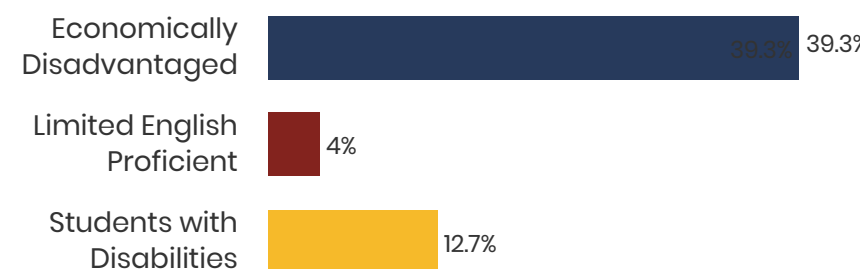
**ADVANCING**

## Funding Sources

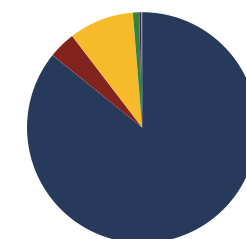


- Federal
- State
- Local

## Student Population



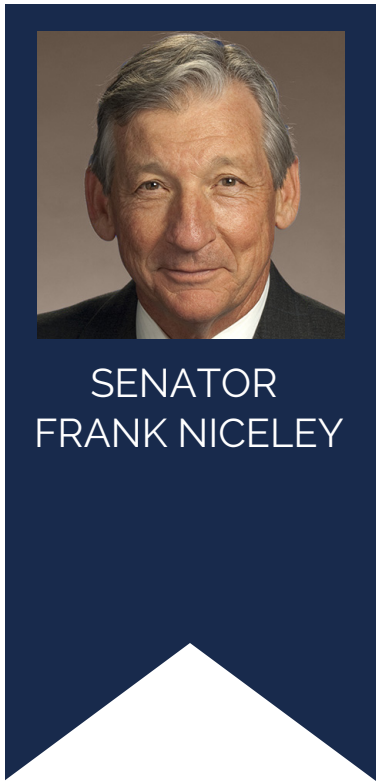
## Racial Demographics



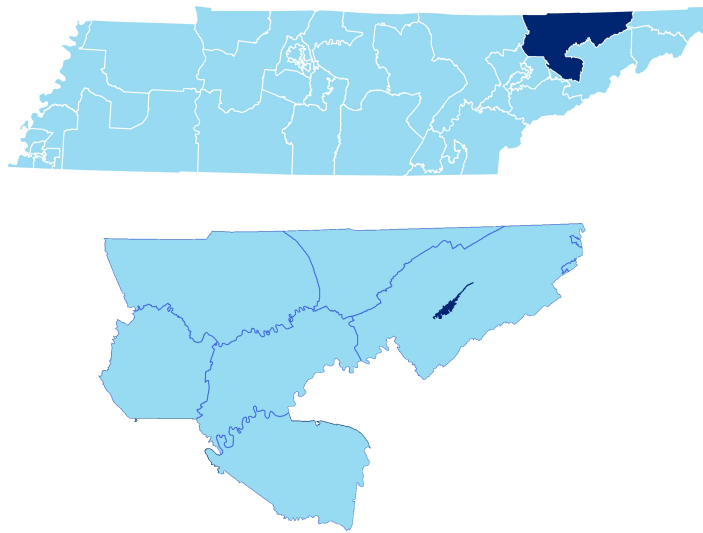
- White
- Black
- Hispanic
- Asian
- Native American
- Hawaiian/Pacific Islander



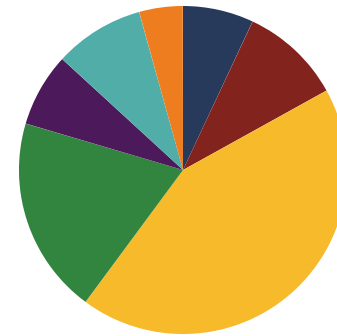
TENNESSEE  
COMPTROLLER  
OF THE TREASURY



## District 8




## Education Attainment



- Less than 9th grade
- 9-12th grade, No Diploma
- High School Graduate, including equivalency
- Some College, No Degree
- Associate's Degree
- Bachelor's Degree
- Graduate/Professional Degree

## Rogersville City Schools (1 of 1 schools)

- Rogersville Elementary



1  
Schools



643  
Average Daily  
Membership



\$50,723  
average teacher salary  
State Average: \$50,958



N/A  
Graduation Rate  
State Rate: 89.1%



N/A  
Average ACT Score  
State Average: 20.2



56.5%  
College Going Rate  
State Rate: 63.4%



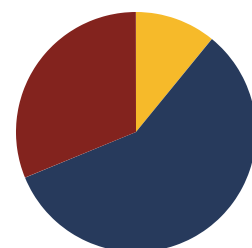
0  
Private Schools  
State Count: 599

## Rogersville City Schools

2018 District Designation:

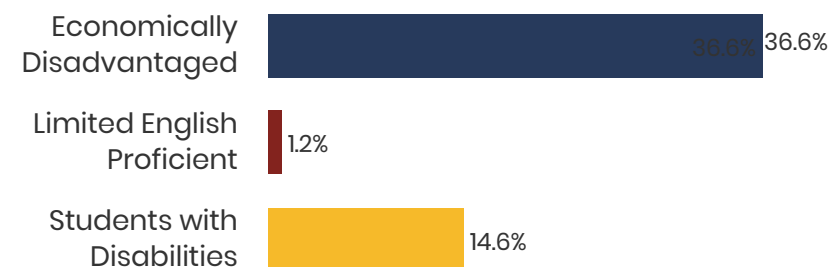
**ADVANCING**

## Funding Sources

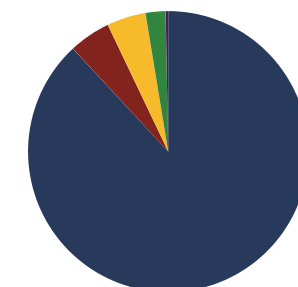


- Federal
- State
- Local

## Student Population



## Racial Demographics

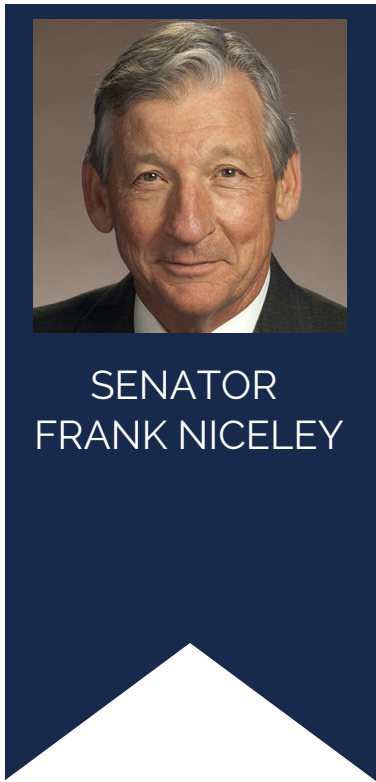


- White
- Black
- Hispanic
- Asian
- Native American

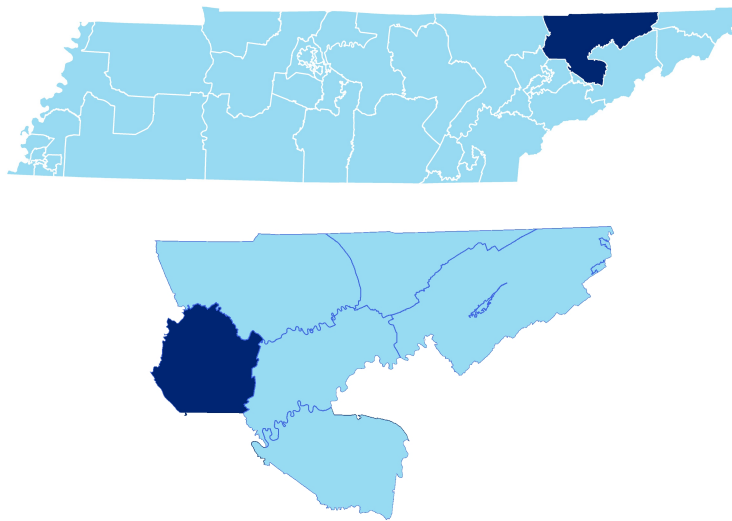


TENNESSEE  
COMPTROLLER  
OF THE TREASURY

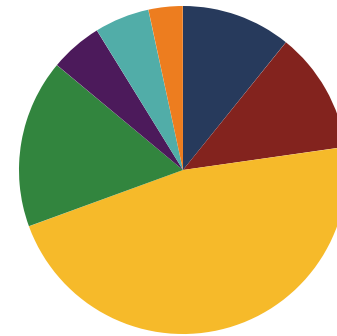
# District 8 - Union County Schools Snapshot



## District 8




## Education Attainment



- Less than 9th grade
- 9-12th grade, No Diploma
- High School Graduate, including equivalency
- Some College, No Degree
- Associate's Degree
- Bachelor's Degree
- Graduate/Professional Degree

## Union County Schools (8 of 8 schools)

- Paulette Elementary School
- Luttrell Elementary
- Union County High School
- Tennessee Virtual Academy
- Big Ridge Elementary
- H Maynard Middle School
- Maynardville Elementary
- Sharps Chapel Elementary



8  
Schools



4,029  
Average Daily  
Membership



\$44,233  
average teacher salary  
State Average: \$50,958

## Union County Schools



92%  
Graduation Rate  
State Rate: 89.1%



17.6  
Average ACT Score  
State Average: 20.2



54.4%  
College Going Rate  
State Rate: 63.4%

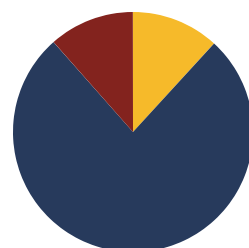


0  
Private Schools  
State Count: 599

2018 District Designation:

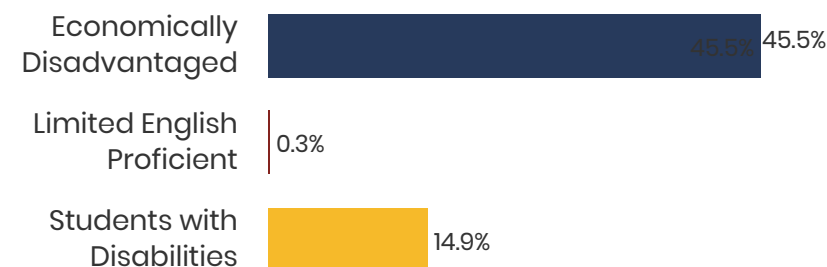
**IN NEED OF  
IMPROVEMENT**

## Funding Sources

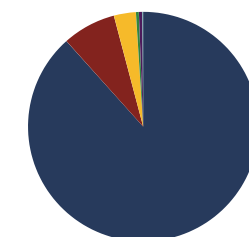


- Federal
- State
- Local

## Student Population



## Racial Demographics



- White
- Black
- Hispanic
- Asian
- Native American
- Hawaiian/Pacific Islander



TENNESSEE  
COMPTROLLER  
OF THE TREASURY