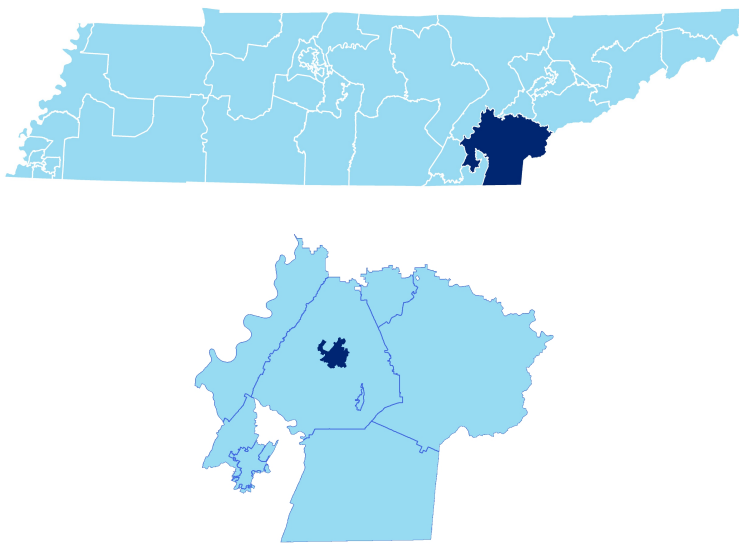


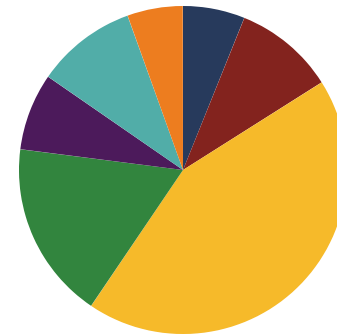
District 9 - Athens City Schools Snapshot



District 9




Education Attainment



- Less than 9th grade
- 9-12th grade, No Diploma
- High School Graduate, including equivalency
- Some College, No Degree
- Associate's Degree
- Bachelor's Degree
- Graduate/Professional Degree

Athens City Schools (5 of 5 schools)

- City Park Elementary
- Athens City Middle School
- Westside Elementary
- Ingleside Elementary
- North City Elementary



5
Schools



1,582
Average Daily
Membership



\$54,150
average teacher salary
State Average: \$50,958

Athens City Schools



N/A
Graduation Rate
State Rate: 89.1%



N/A
Average ACT Score
State Average: 20.2



54.1%
College Going Rate
State Rate: 63.4%

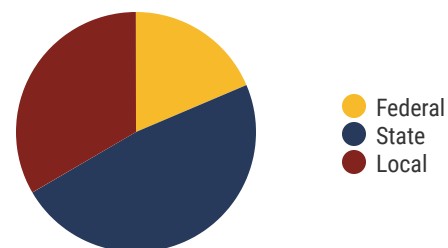


0
Private Schools
State Count: 599

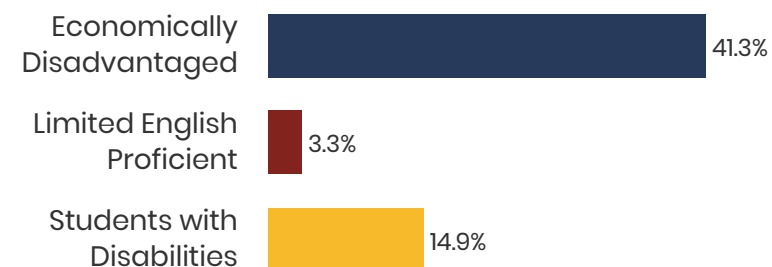
2018 District Designation:

EXEMPLARY

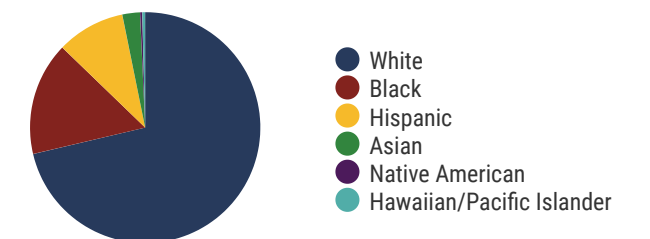
Funding Sources



Student Population



Racial Demographics



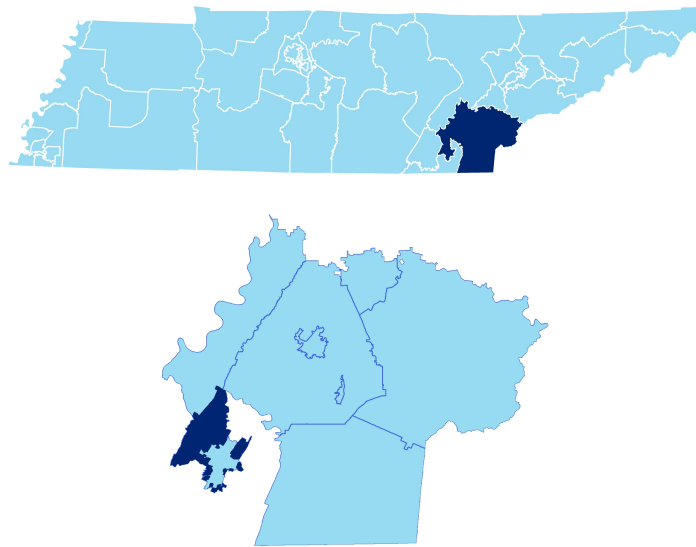


TENNESSEE
COMPTROLLER
OF THE TREASURY

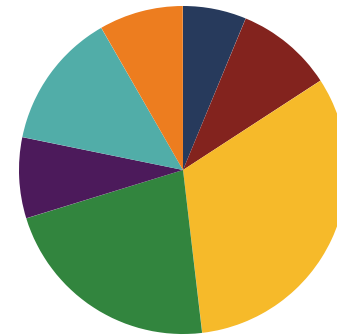
District 9 - Bradley County Schools Snapshot



District 9




Education Attainment



- Less than 9th grade
- 9-12th grade, No Diploma
- High School Graduate, including equivalency
- Some College, No Degree
- Associate's Degree
- Bachelor's Degree
- Graduate/Professional Degree

Bradley County Schools (6 of 16 schools)

- Bradley Central High School
- Bradley County Virtual School
- Michigan Avenue Elementary School
- Ocoee Middle School
- North Lee Elementary School
- Hopewell Elementary School



16
Schools



9,882
Average Daily
Membership



\$51,441
average teacher salary
State Average: \$50,958



92.2%
Graduation Rate
State Rate: 89.1%



20.5
Average ACT Score
State Average: 20.2



64.7%
College Going Rate
State Rate: 63.4%



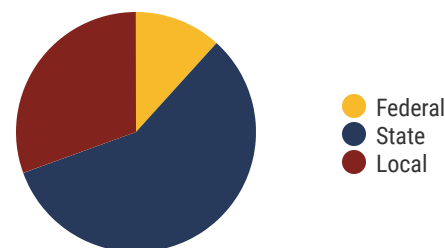
2
Private Schools
State Count: 599

Bradley County Schools

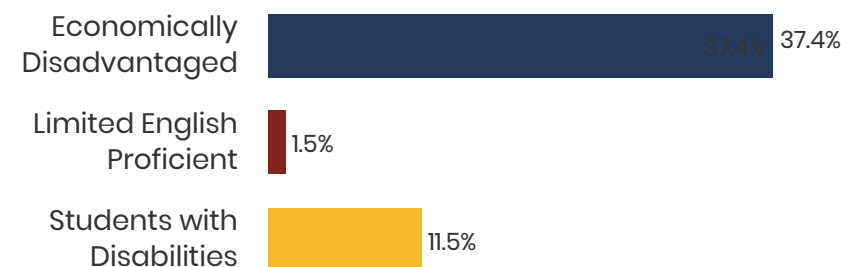
2018 District Designation:

ADVANCING

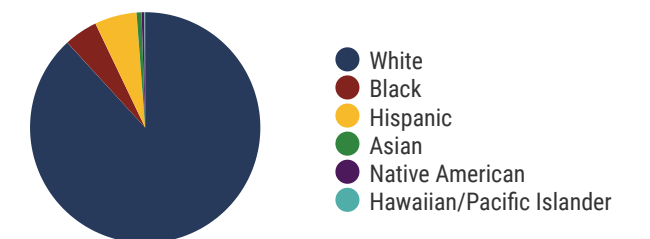
Funding Sources



Student Population



Racial Demographics

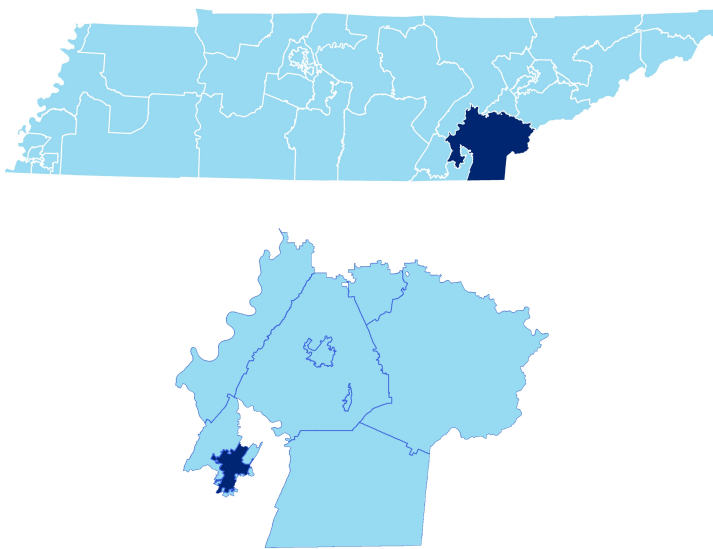




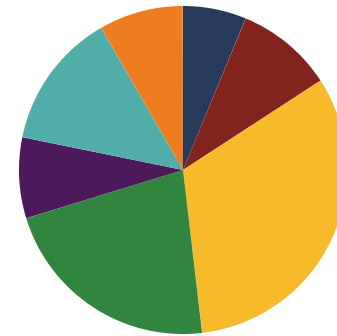
TENNESSEE
COMPTROLLER
OF THE TREASURY



District 9




Education Attainment



- Less than 9th grade
- 9-12th grade, No Diploma
- High School Graduate, including equivalency
- Some College, No Degree
- Associate's Degree
- Bachelor's Degree
- Graduate/Professional Degree

Cleveland City Schools (9 of 9 schools)

- G.R. Stuart Elementary
- Blythe-Bower Elementary
- F.I. Denning Center of Technology and Careers
- Arnold Memorial Elementary
- Mayfield Elementary
- Cleveland High
- Cleveland Middle
- D.P. Yates Primary
- E.L. Ross Elementary



9
Schools



5,528
Average Daily
Membership



\$53,698
average teacher salary
State Average: \$50,958



93.5%
Graduation Rate
State Rate: 89.1%



19.9
Average ACT Score
State Average: 20.2



64.7%
College Going Rate
State Rate: 63.4%

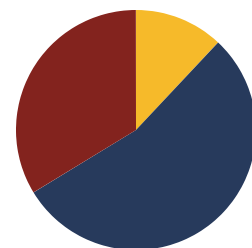


7
Private Schools
State Count: 599

2018 District Designation:

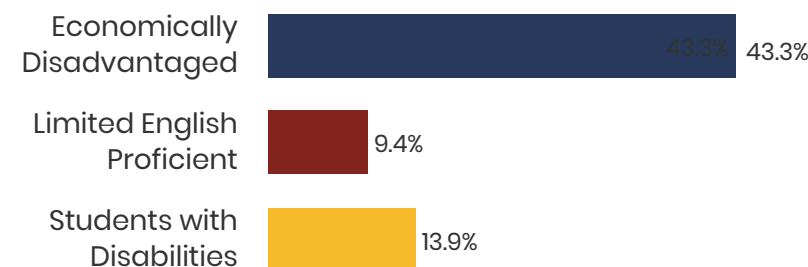
ADVANCING

Funding Sources

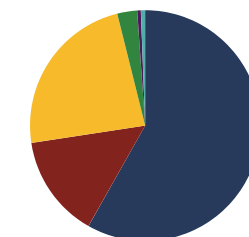


- Federal
- State
- Local

Student Population



Racial Demographics



- White
- Black
- Hispanic
- Asian
- Native American
- Hawaiian/Pacific Islander

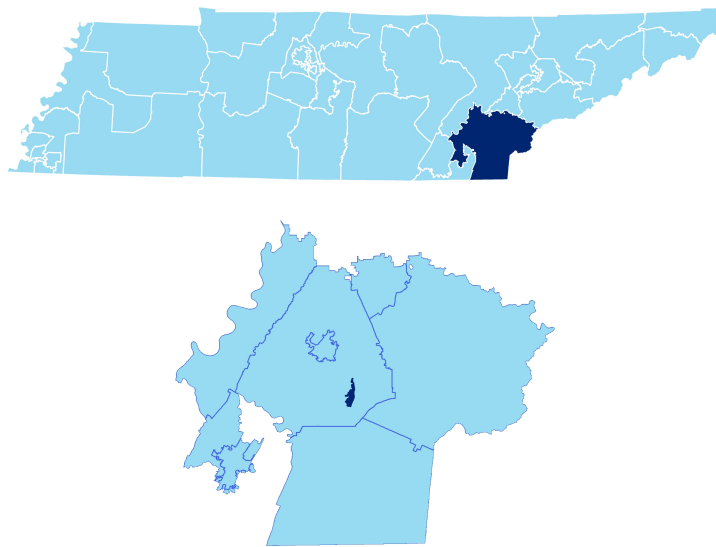


TENNESSEE
COMPTROLLER
OF THE TREASURY

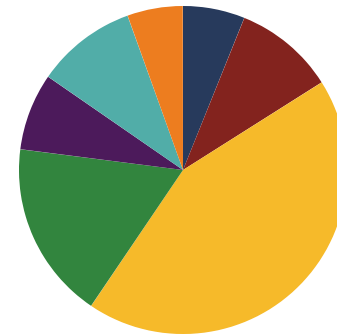
District 9 - Etowah City Schools Snapshot



District 9




Education Attainment



- Less than 9th grade
- 9-12th grade, No Diploma
- High School Graduate, including equivalency
- Some College, No Degree
- Associate's Degree
- Bachelor's Degree
- Graduate/Professional Degree

Etowah City Schools (1 of 1 schools)

- Etowah Elementary



1
Schools



367
Average Daily
Membership



\$47,206
average teacher salary
State Average: \$50,958



N/A
Graduation Rate
State Rate: 89.1%



N/A
Average ACT Score
State Average: 20.2



54.1%
College Going Rate
State Rate: 63.4%



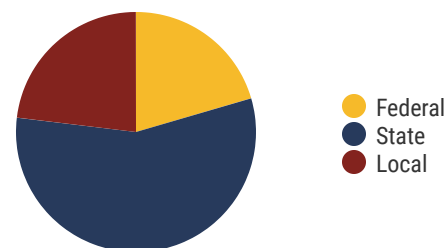
0
Private Schools
State Count: 599

Etowah City Schools

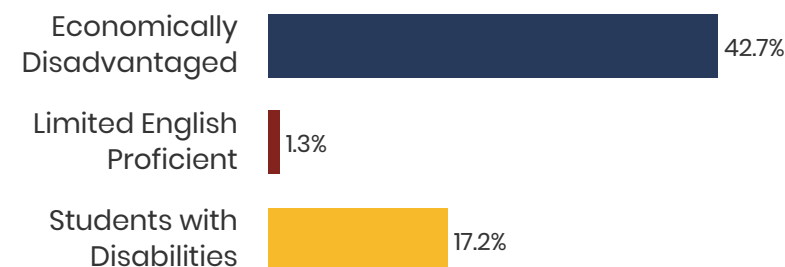
2018 District Designation:

ADVANCING

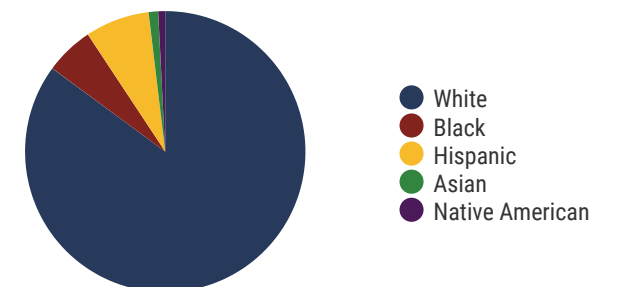
Funding Sources



Student Population



Racial Demographics

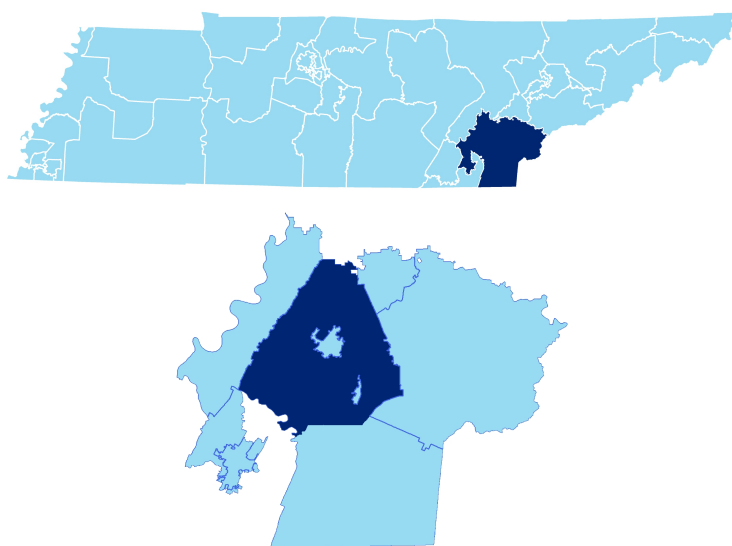




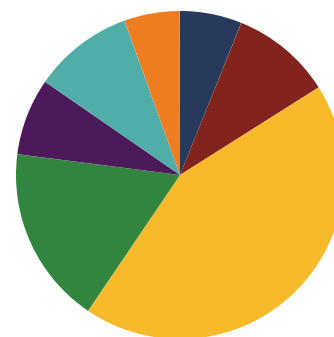
TENNESSEE
COMPTROLLER
OF THE TREASURY



District 9




Education Attainment



- Less than 9th grade
- 9-12th grade, No Diploma
- High School Graduate, including equivalency
- Some College, No Degree
- Associate's Degree
- Bachelor's Degree
- Graduate/Professional Degree

McMinn County Schools (9 of 9 schools)

- Calhoun Elementary
- Mountain View Elementary
- Central High School
- Riceville Elementary
- Englewood Elementary
- Rogers Creek Elementary
- McMinn High School
- E K Baker Elementary
- Niota Elementary



9
Schools



5,407
Average Daily
Membership



\$49,446
average teacher salary
State Average: \$50,958



93.5%
Graduation Rate
State Rate: 89.1%



20.2
Average ACT Score
State Average: 20.2



54.1%
College Going Rate
State Rate: 63.4%



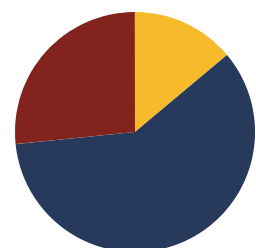
5
Private Schools
State Count: 599

McMinn County Schools

2018 District Designation:

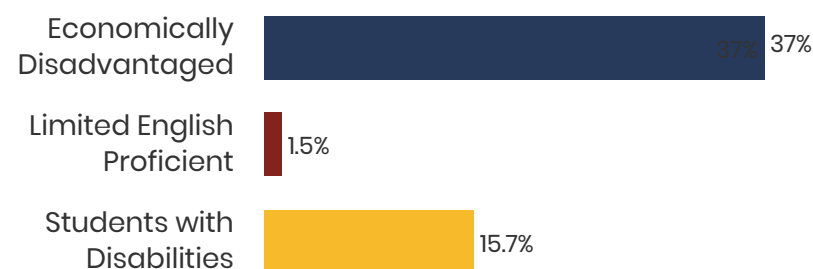
ADVANCING

Funding Sources

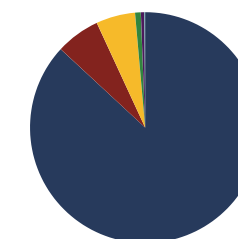


- Federal
- State
- Local

Student Population



Racial Demographics



- White
- Black
- Hispanic
- Asian
- Native American
- Hawaiian/Pacific Islander

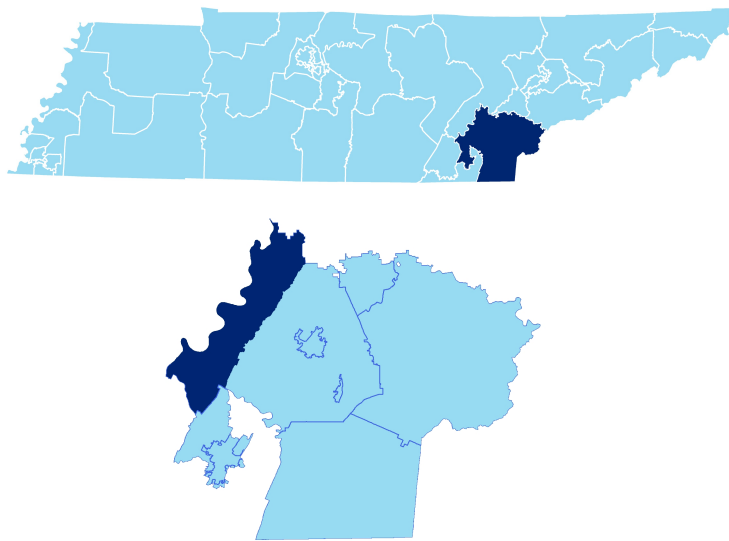


TENNESSEE
COMPTROLLER
OF THE TREASURY

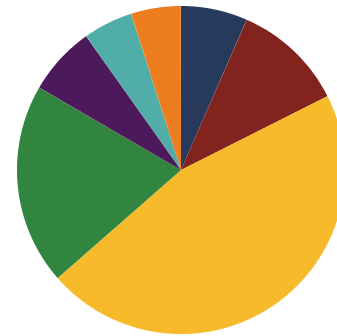
District 9 - Meigs County Schools Snapshot



District 9




Education Attainment



- Less than 9th grade
- 9-12th grade, No Diploma
- High School Graduate, including equivalency
- Some College, No Degree
- Associate's Degree
- Bachelor's Degree
- Graduate/Professional Degree

Meigs County Schools (4 of 4 schools)

- Meigs South Elementary
- Meigs County High School
- Meigs Middle School
- Meigs North Elementary



4
Schools



1,667
Average Daily
Membership



\$49,707
average teacher salary
State Average: \$50,958



98.3%
Graduation Rate
State Rate: 89.1%



20.1
Average ACT Score
State Average: 20.2



60.2%
College Going Rate
State Rate: 63.4%



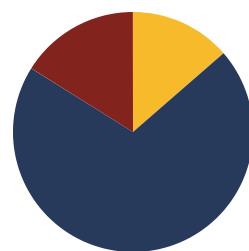
0
Private Schools
State Count: 599

Meigs County Schools

2018 District Designation:

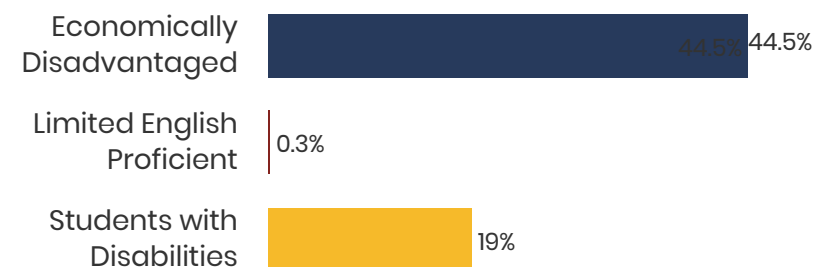
ADVANCING

Funding Sources

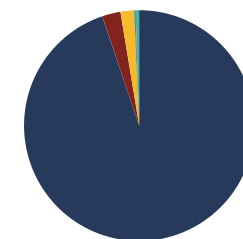


- Federal
- State
- Local

Student Population



Racial Demographics



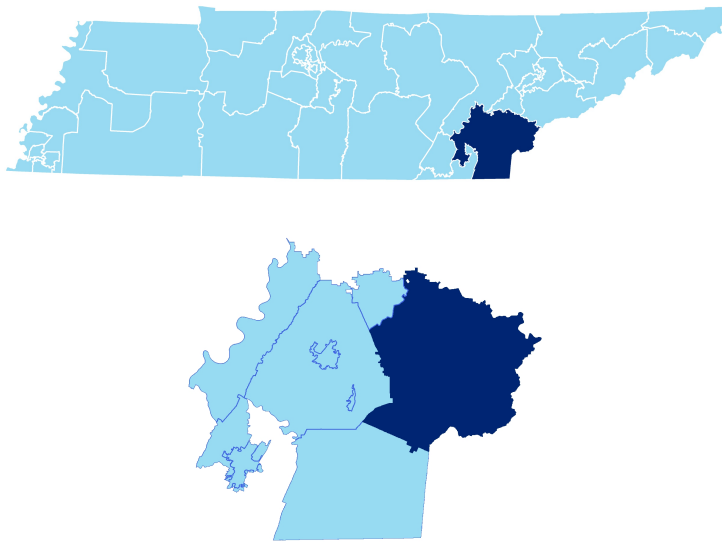
- White
- Black
- Hispanic
- Asian
- Native American
- Hawaiian/Pacific Islander



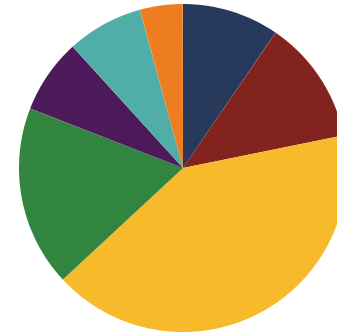
TENNESSEE
COMPTROLLER
OF THE TREASURY



District 9




Education Attainment



- Less than 9th grade
- 9-12th grade, No Diploma
- High School Graduate, including equivalency
- Some College, No Degree
- Associate's Degree
- Bachelor's Degree
- Graduate/Professional Degree

Monroe County Schools (12 of 12 schools)

- Coker Creek Elementary
- Rural Vale Elementary
- Tellico Plains High School
- Tellico Plains Elementary
- Tellico Plains Junior High School
- Madisonville Primary
- Madisonville Middle School
- Madisonville Intermediate School
- Sequoyah High School
- Vonore Elementary
- Vonore Middle School
- Sweetwater High School



12
Schools



5,181
Average Daily
Membership



\$46,839
average teacher salary
State Average: \$50,958



90%
Graduation Rate
State Rate: 89.1%



18.4
Average ACT Score
State Average: 20.2



45.4%
College Going Rate
State Rate: 63.4%



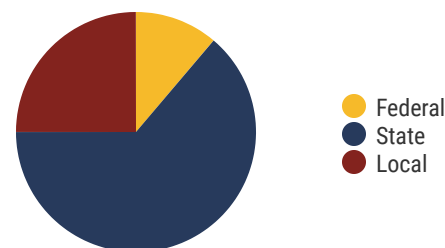
1
Private Schools
State Count: 599

Monroe County Schools

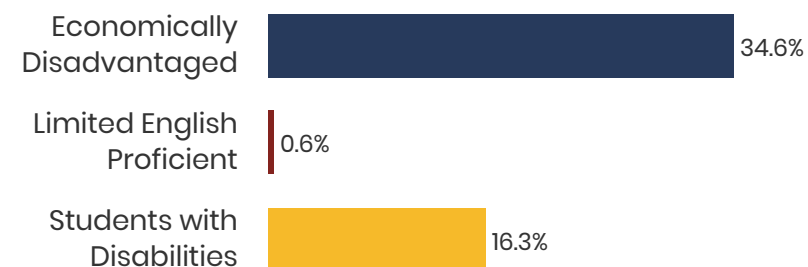
2018 District Designation:

**IN NEED OF
IMPROVEMENT**

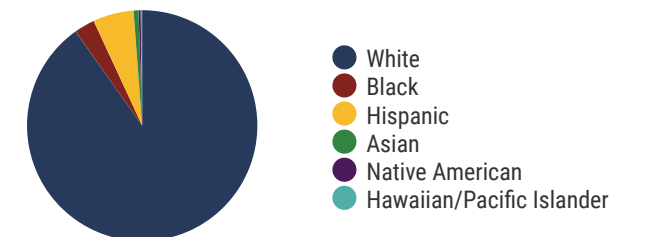
Funding Sources



Student Population



Racial Demographics

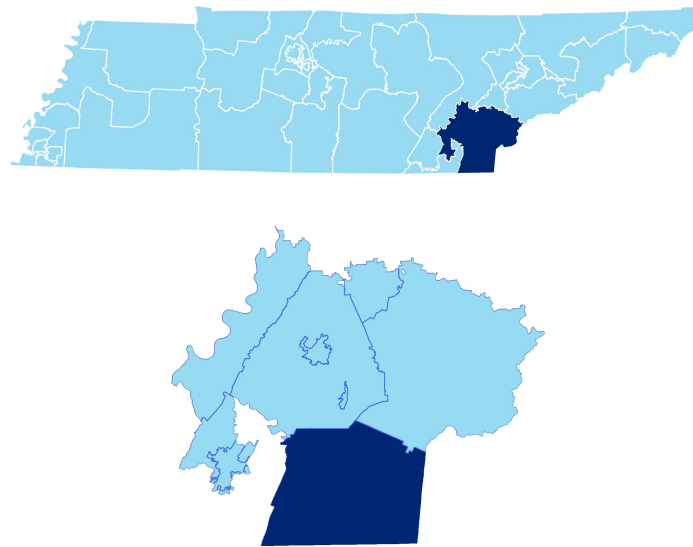




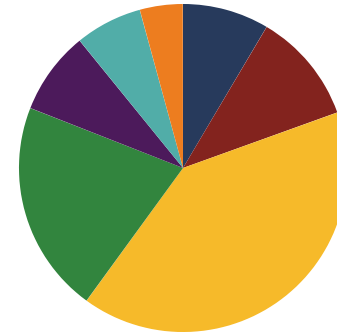
TENNESSEE
COMPTROLLER
OF THE TREASURY



District 9




Education Attainment



- Less than 9th grade
- 9-12th grade, No Diploma
- High School Graduate, including equivalency
- Some College, No Degree
- Associate's Degree
- Bachelor's Degree
- Graduate/Professional Degree

Polk County Schools (6 of 6 schools)

- Copper Basin High School
- Copper Basin Elementary School
- South Polk Elementary
- Benton Elementary
- Chilhowee Middle School
- Polk County High School



6
Schools



2,227
Average Daily
Membership



\$51,237
average teacher salary
State Average: \$50958



94.8%
Graduation Rate
State Rate: 89.1%



19.4
Average ACT Score
State Average: 20.2



47.8%
College Going Rate
State Rate: 63.4%



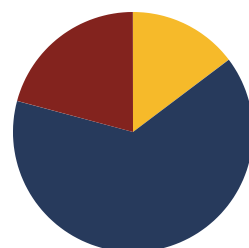
1
Private Schools
State Count: 599

Polk County Schools

2018 District Designation:

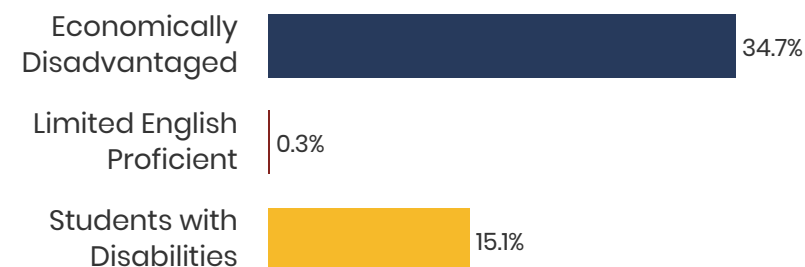
ADVANCING

Funding Sources

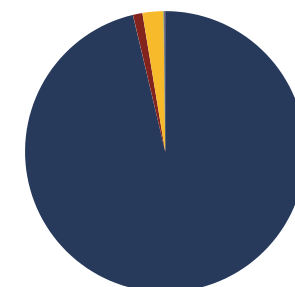


- Federal
- State
- Local

Student Population



Racial Demographics



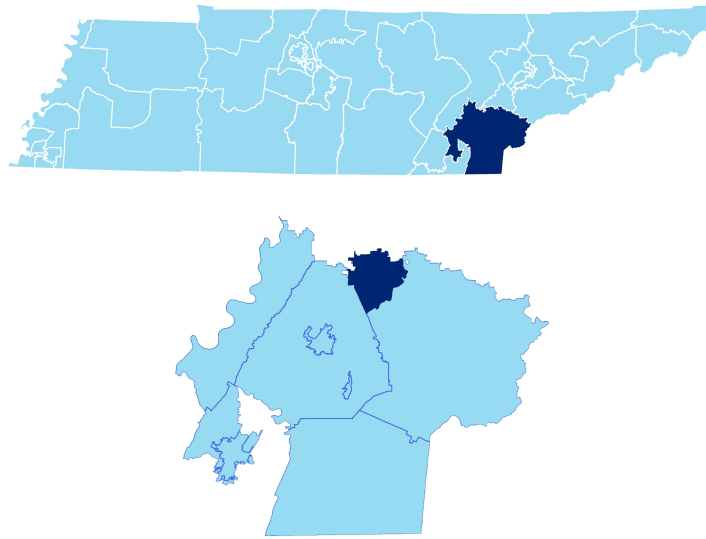
- White
- Black
- Hispanic
- Asian
- Native American



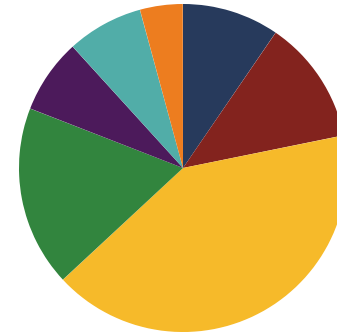
TENNESSEE
COMPTROLLER
OF THE TREASURY



District 9




Education Attainment



- Less than 9th grade
- 9-12th grade, No Diploma
- High School Graduate, including equivalency
- Some College, No Degree
- Associate's Degree
- Bachelor's Degree
- Graduate/Professional Degree

Sweetwater City Schools (4 of 4 schools)

- Brown Intermediate School
- Sweetwater Jr High School
- Sweetwater Elementary
- Sweetwater Primary School



4
Schools



1,448
Average Daily
Membership



\$52,074
average teacher salary
State Average: \$50,958



N/A
Graduation Rate
State Rate: 89.1%



N/A
Average ACT Score
State Average: 20.2



45.4%
College Going Rate
State Rate: 63.4%



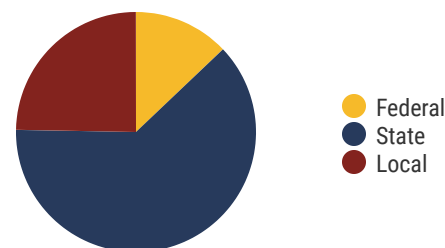
1
Private Schools
State Count: 599

Sweetwater City Schools

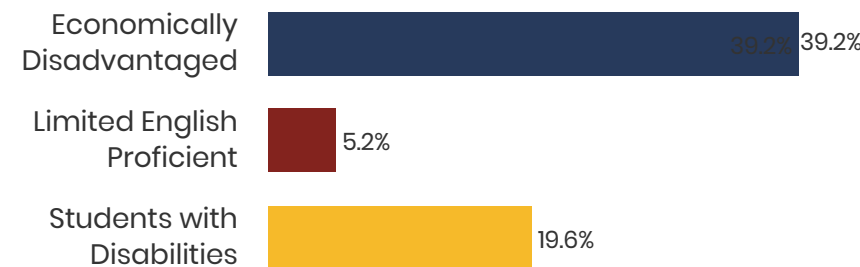
2018 District Designation:

ADVANCING

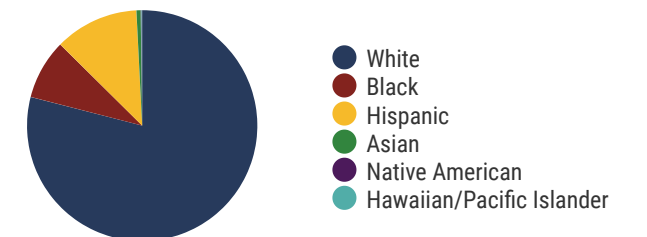
Funding Sources



Student Population



Racial Demographics





TENNESSEE
COMPTROLLER
OF THE TREASURY